



US00D441558S

(12) **United States Design Patent**  
**Vaaler**

(10) **Patent No.:** **US D441,558 S**

(45) **Date of Patent:** **\*\* May 8, 2001**

(54) **CHAIR**

(75) Inventor: **Lawrence I. Vaaler**, Lenoir, NC (US)

(73) Assignee: **Bernhardt, LLC.**, Lenoir, NC (US)

(\*\*) Term: **14 Years**

(21) Appl. No.: **29/121,816**

(22) Filed: **Apr. 13, 2000**

(51) **LOC (7) Cl.** ..... **06-01**

(52) **U.S. Cl.** ..... **D6/380; D6/379**

(58) **Field of Search** ..... **D6/334, 370, 374,**  
**D6/376, 379, 380, 500, 501, 502; 297/445.1,**  
**446.1, 452.64**

(56) **References Cited**

**U.S. PATENT DOCUMENTS**

D. 66,697	*	2/1925	McCargar	.....	D6/379
D. 212,942	*	12/1968	Parker	.....	D6/380
D. 341,956	*	12/1993	Martin	.....	D6/379
D. 364,751	*	12/1995	Keller	.....	D6/379
D. 369,919	*	5/1996	Lenger	.....	D6/370
D. 396,366	*	7/1998	Swy	.....	D6/502
D. 431,120	*	9/2000	Hazen et al.	.....	D6/370
3,147,998	*	9/1964	Hamilton	.....	297/452.64

**OTHER PUBLICATIONS**

Photograph of a chair; manufacturer and date unknown.  
Photocopy of p. 91 from Traditional Home Magazine, Sep.  
1994.

Photocopy of p. 125 from Design Times Magazine; Oct./  
Nov. 1998.

\* cited by examiner

*Primary Examiner*—Gary D. Watson

(74) *Attorney, Agent, or Firm*—Rhodes & Mason, PLLC

(57) **CLAIM**

The ornamental design for a chair, as shown and described.

**DESCRIPTION**

FIG. 1 is a front perspective view of a chair showing my new design;

FIG. 2 is a front view showing my new design;

FIG. 3 is a side view, the opposite side being a mirror image thereof;

FIG. 4 is a rear view of my new design;

FIG. 5 is a top view of my new design;

FIG. 6 is a rear perspective view of my new design;



FIG. 7 is a front perspective view of a second embodiment;

FIG. 8 is a side view of a second embodiment, the opposite side being a mirror image thereof; and,

FIG. 9 is a rear view of a second embodiment.

The bottom views are not shown and form no part of the claimed design.

**1 Claim, 9 Drawing Sheets**






FIG. 1




FIG. 2




FIG. 3






FIG. 4




FIG. 5

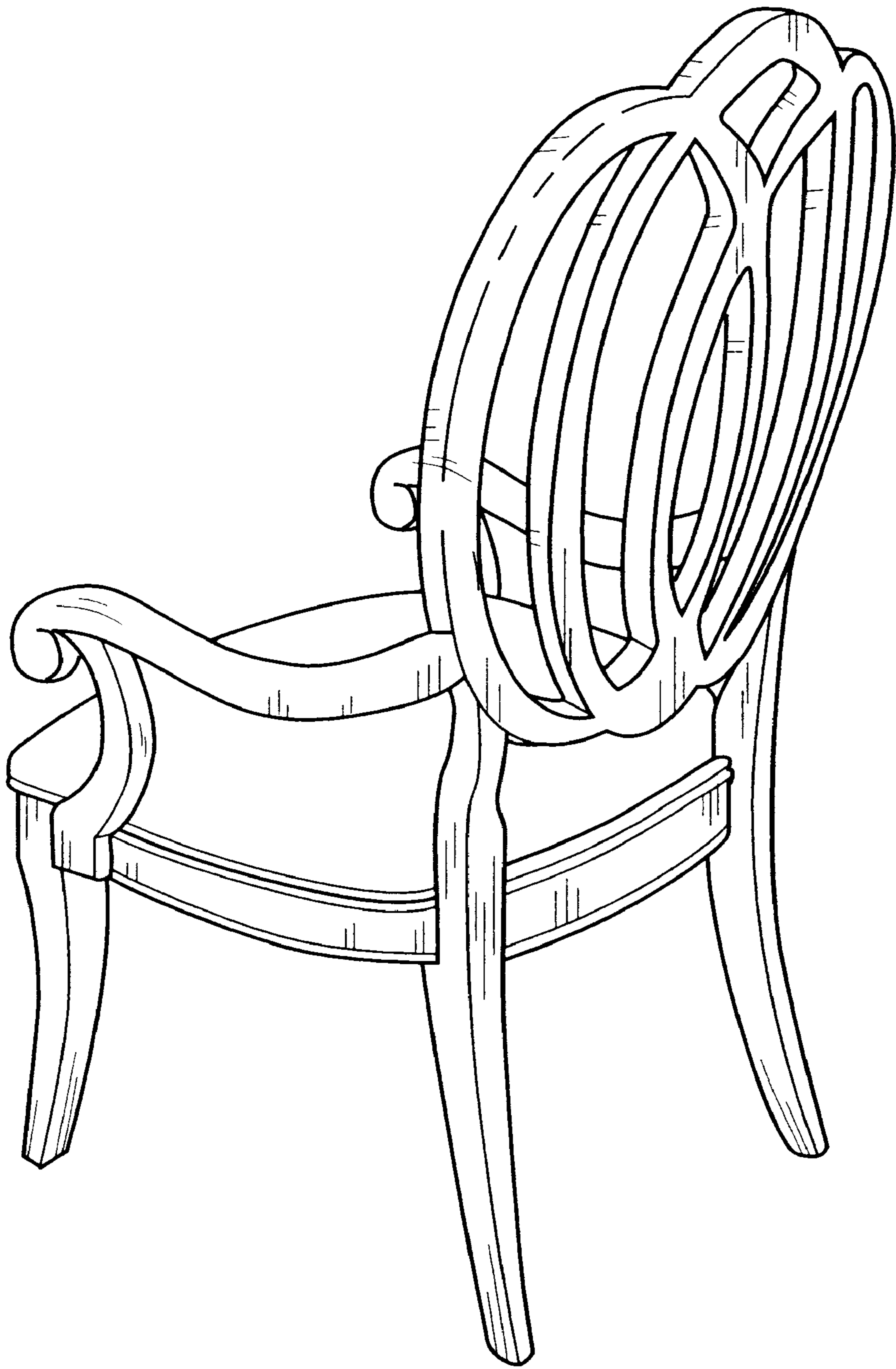


FIG. 6




FIG. 7



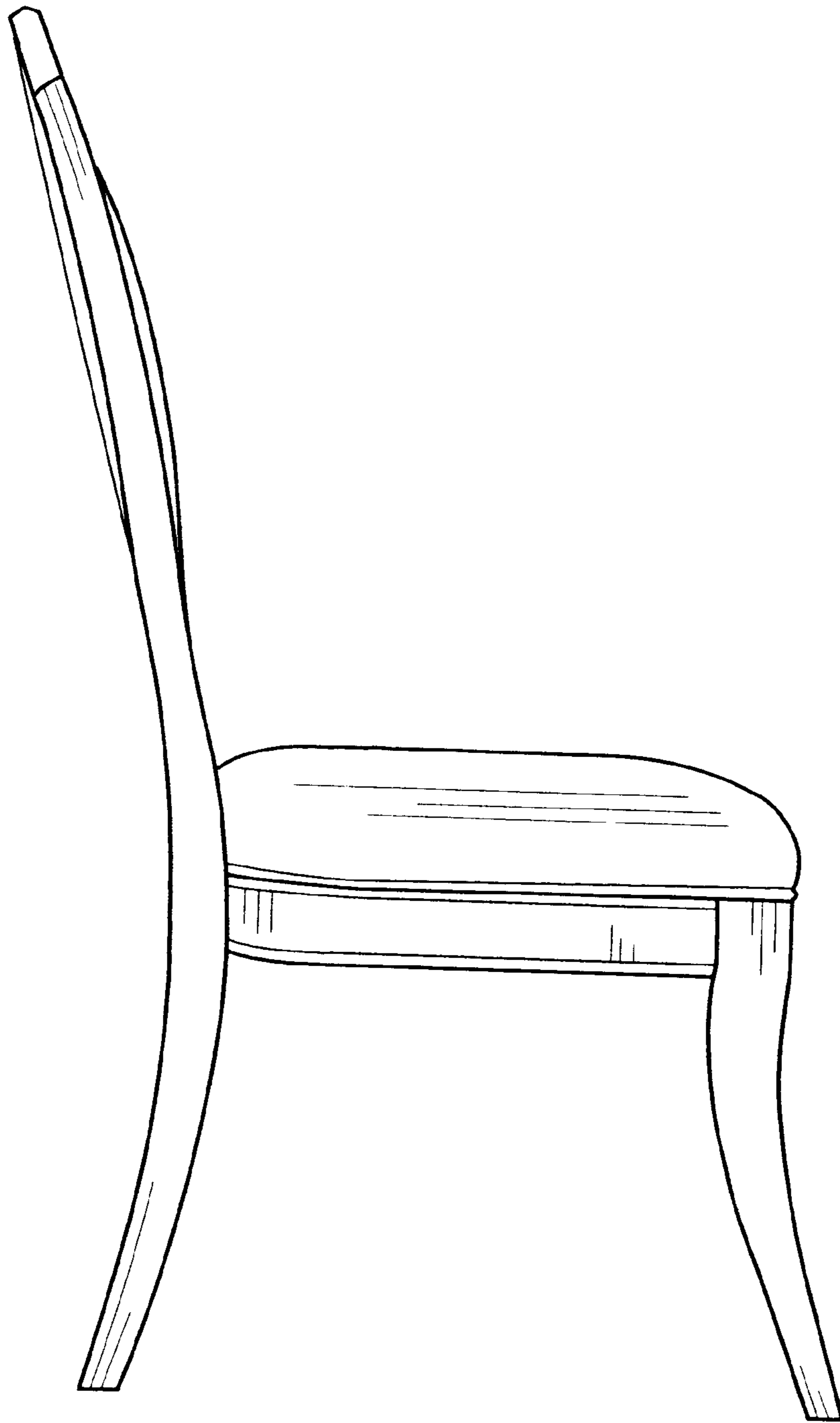


FIG. 8




FIG. 9