



US00D441556S

(12) **United States Design Patent**  
**Grosfillex**

(10) **Patent No.:** **US D441,556 S**

(45) **Date of Patent:** **\*\* May 8, 2001**

(54) **ARMCHAIR**

(75) **Inventor:** **Raymond Grosfillex, Oyonnax (FR)**

(73) **Assignee:** **Grosfillex Sarl, Oyonnax (FR)**

(\*\*) **Term:** **14 Years**

(21) **Appl. No.:** **29/125,565**

(22) **Filed:** **Jun. 23, 2000**

(30) **Foreign Application Priority Data**

Dec. 23, 1999 (XH) ..... DMA/004 777

(51) **LOC (7) Cl.** ..... **06-01**

(52) **U.S. Cl.** ..... **D6/370; D6/379**

(58) **Field of Search** ..... D6/334, 370, 374,  
D6/375, 379, 380, 500, 501, 502; 297/239,  
445.1, 446.1, 452.63, DIG. 2

(56) **References Cited**

**U.S. PATENT DOCUMENTS**

D. 341,494 \* 11/1993 Ohashi et al. .... D6/370

D. 359,860 \* 7/1995 Arthur, Jr. .... D6/370

D. 373,473 \* 9/1996 Grosfillex ..... D6/370

D. 431,922 \* 10/2000 Grosfillex ..... D6/370

\* cited by examiner

*Primary Examiner*—Gary D. Watson

(74) *Attorney, Agent, or Firm*—Dowell & Dowell, P.C.

(57) **CLAIM**

The ornamental design for an armchair, as shown and described.

**DESCRIPTION**

FIG. 1 is a front perspective view of an armchair showing my new design;

FIG. 2 is a front elevational view;


FIG. 3 is a rear elevational view;

FIG. 4 is a right-side elevational view;

FIG. 5 is a top plan view; and,

FIG. 6 is a bottom plan view.

**1 Claim, 2 Drawing Sheets**






FIG. 1




FIG. 2




FIG. 3

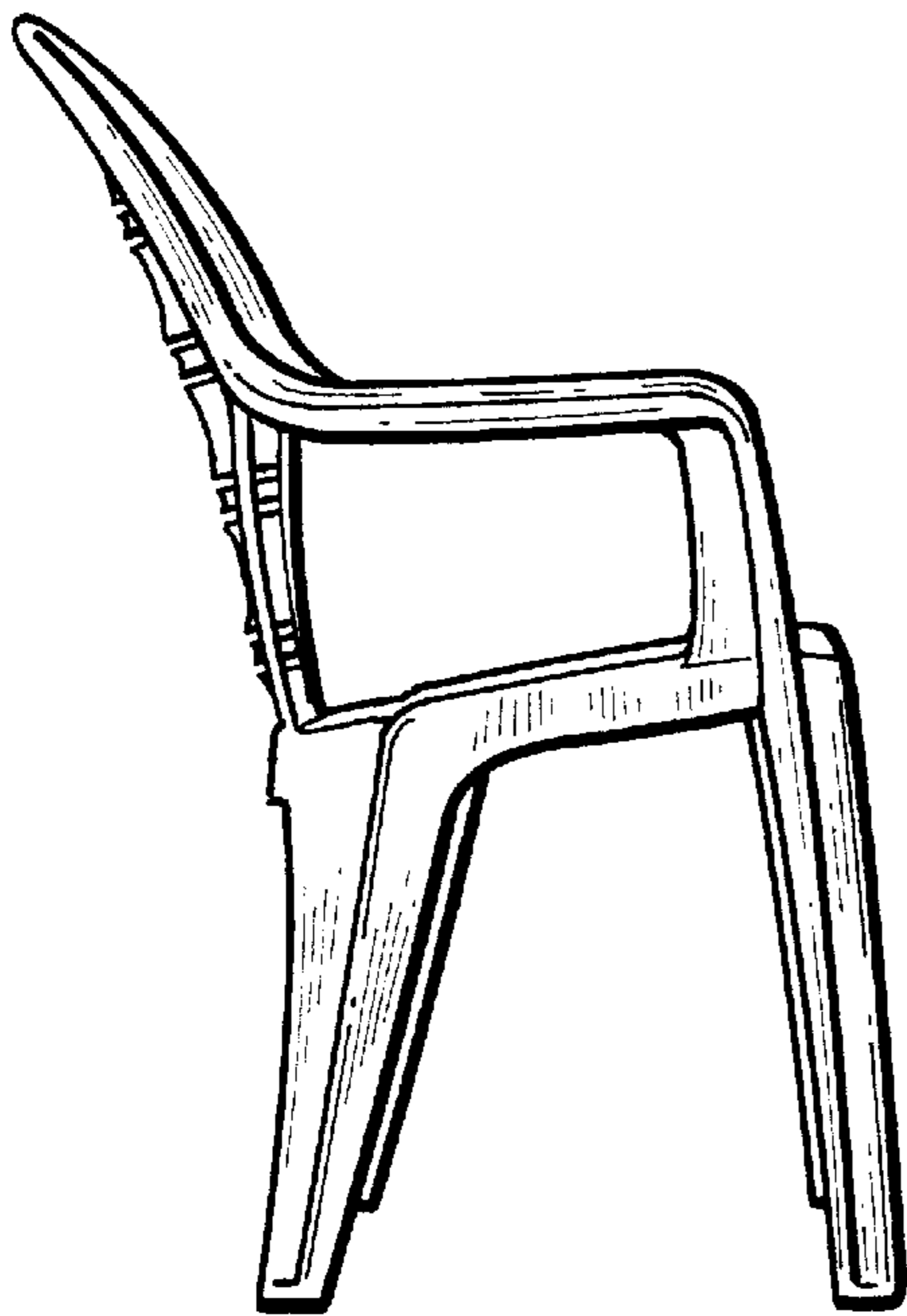


FIG. 4

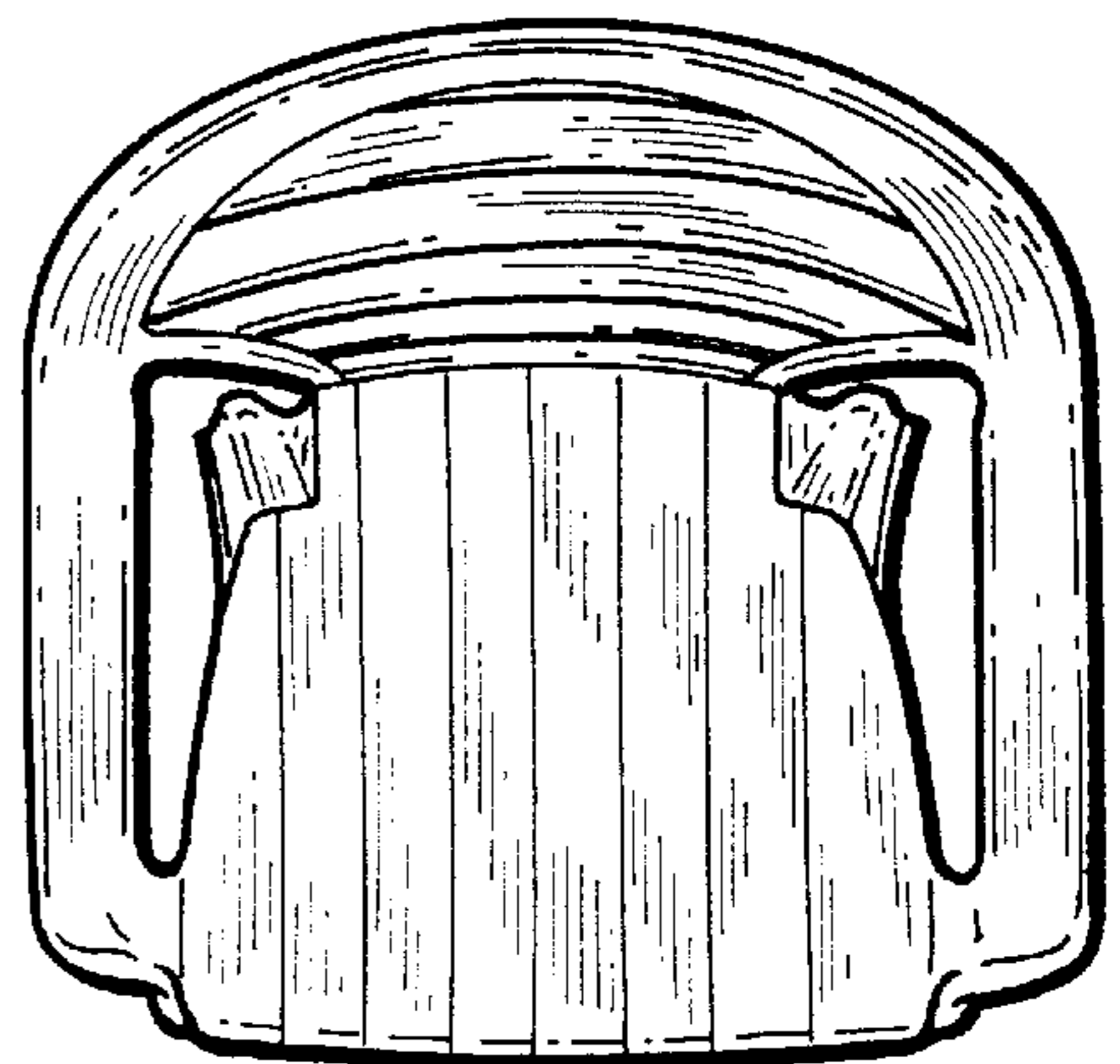


FIG. 5

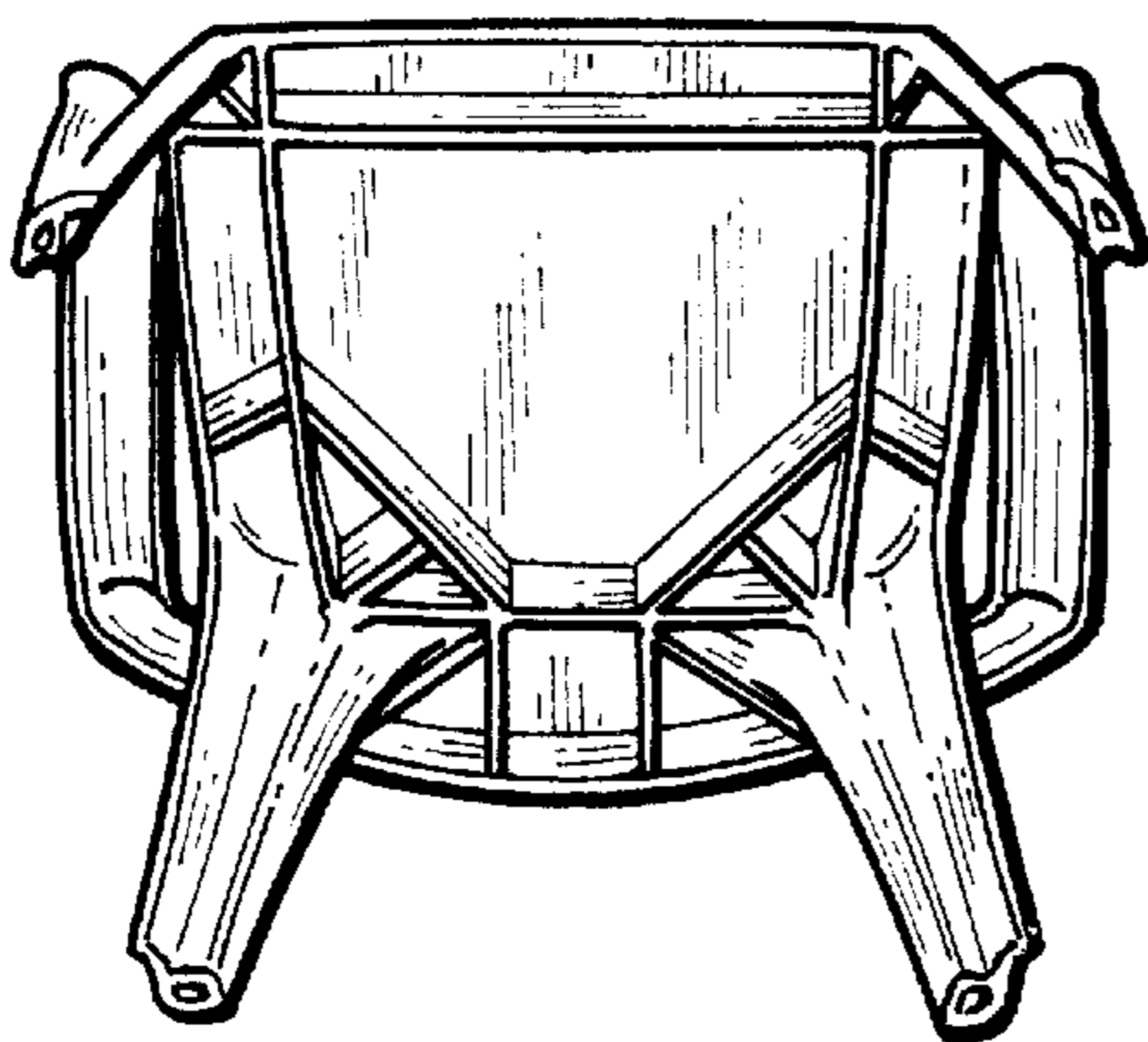


FIG. 6