



US00D441522S

(12) **United States Design Patent**  
**Matis et al.**

(10) **Patent No.:** **US D441,522 S**

(45) **Date of Patent:** **\*\* May 8, 2001**

(54) **FOOTWEAR UPPER**

5,737,854 \* 4/1998 Sussmann ..... 36/50.1

(75) Inventors: **Clark A. Matis**, Charlotte, VT (US);  
**Bruce Rogers**, Portland, OR (US)

(73) Assignee: **Wolverine World Wide, Inc.**,  
Rockford, MI (US)

(\*\*) Term: **14 Years**

(21) Appl. No.: **29/113,798**

(22) Filed: **Nov. 11, 1999**

(51) **LOC (7) Cl.** ..... **02-04**

(52) **U.S. Cl.** ..... **D2/970**

(58) **Field of Search** ..... D2/969, 970, 896,  
D2/902, 904, 907-912, 954, 978; 36/83,  
113-116, 117.1, 117.4, 34, 45, 50.1, 126-131

(56) **References Cited**

**U.S. PATENT DOCUMENTS**

D. 336,766	*	6/1993	Sjosward	.....	D2/902
D. 342,148	*	12/1993	Dahlsten	.....	D2/970
D. 345,047	*	3/1994	DiSilvo	.....	D2/969
D. 353,935	*	1/1995	Pollack	.....	D2/902
D. 355,069	*	2/1995	Aveni	.....	D2/970
D. 356,884	*	4/1995	Ho	.....	D2/902
D. 366,951	*	2/1996	Ho	.....	D2/907
D. 367,162	*	2/1996	Shea	.....	D2/908
D. 373,463	*	9/1996	Greene	.....	D2/969
D. 407,545	*	4/1999	Kechlak	.....	D2/969
D. 413,427	*	9/1999	Fellouhe	.....	D2/969
5,253,435	*	10/1993	Auger et al.	.....	36/114
5,327,662	*	7/1994	Hallenbeck	.....	36/50.1
5,371,957	*	12/1994	Gaudio	.....	36/50.1
5,408,761	*	4/1995	Gazzano	.....	36/114
5,692,319	*	12/1997	Parker et al.	.....	36/50.1

**OTHER PUBLICATIONS**

Nike Spring Footwear Catalog, p. 44, Air Dente II, p. 152  
Air Certitude, Oct. 1997.\*

Eastbay catalog 1998, p. 72.

Nike Spring Footwear 1999, pp. 75 and 80.

Eastbay catalog 1999, page unknown.

Nike All Conditions Gear Fall 1998, p. 5.

Nike All Conditions Gear Manual Spring 1996, pp. 20 and 21.

\* cited by examiner

Primary Examiner—Louis S. Zarfes

Assistant Examiner—Gregory Andoll

(74) Attorney, Agent, or Firm—Warner Norcross & Judd

(57) **CLAIM**

The ornamental design for footwear upper, as shown and described.

**DESCRIPTION**

FIG. 1 is a perspective view of the footwear upper embodying the new design;

FIG. 2 is a front elevational view thereof;

FIG. 3 is a rear elevational view thereof;

FIG. 4 is a top plan view thereof;

FIG. 5 is a right side elevational view thereof; and,

FIG. 6 is a left side elevational view thereof.

FIGS. 1-6 show an outsole in broken lines. The outsole is shown for environmental purposes and does not form any part of the claimed design.

The broken lines which form the bounds of the claimed design form no part thereof.

**1 Claim, 6 Drawing Sheets**



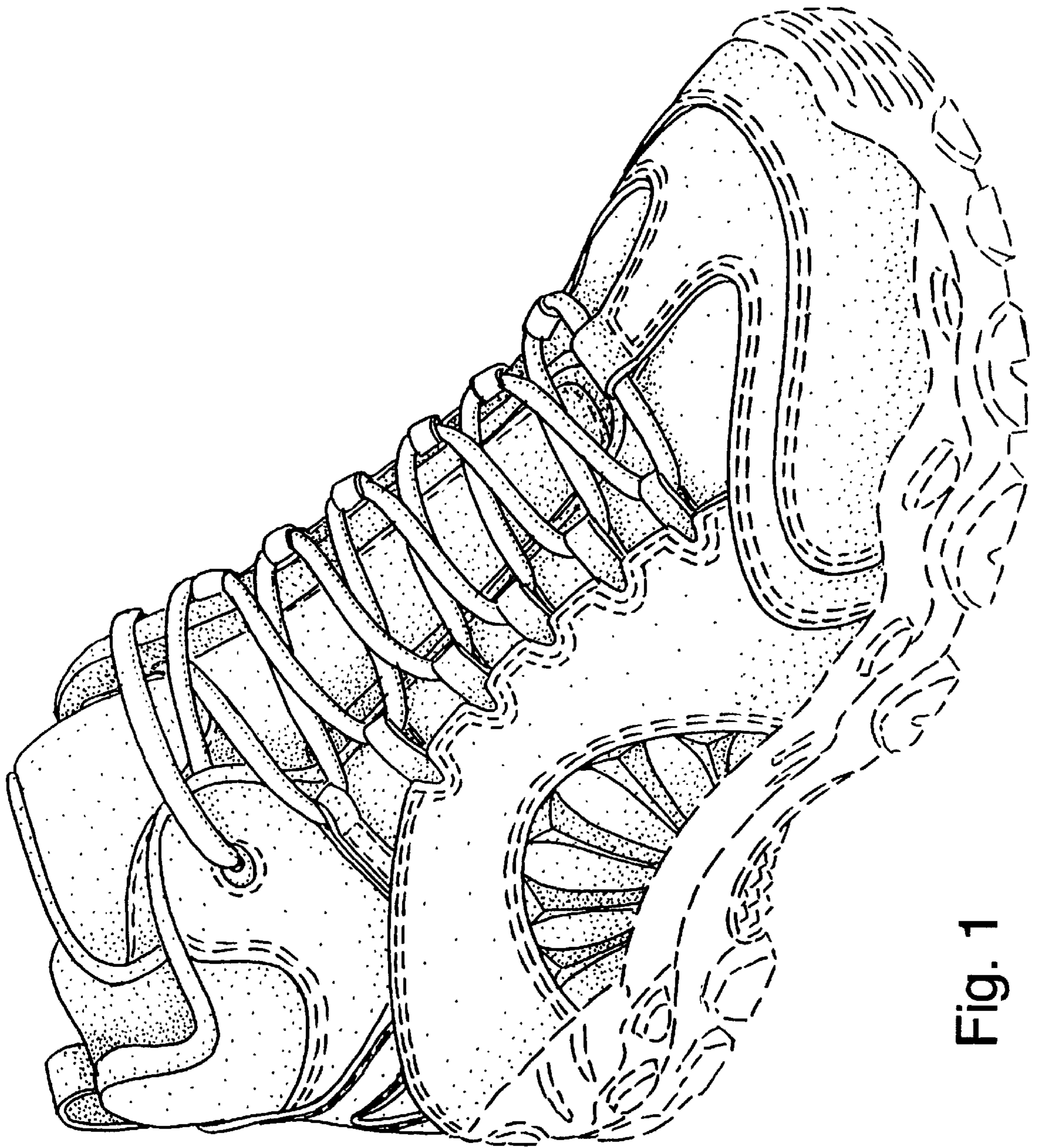


Fig. 1

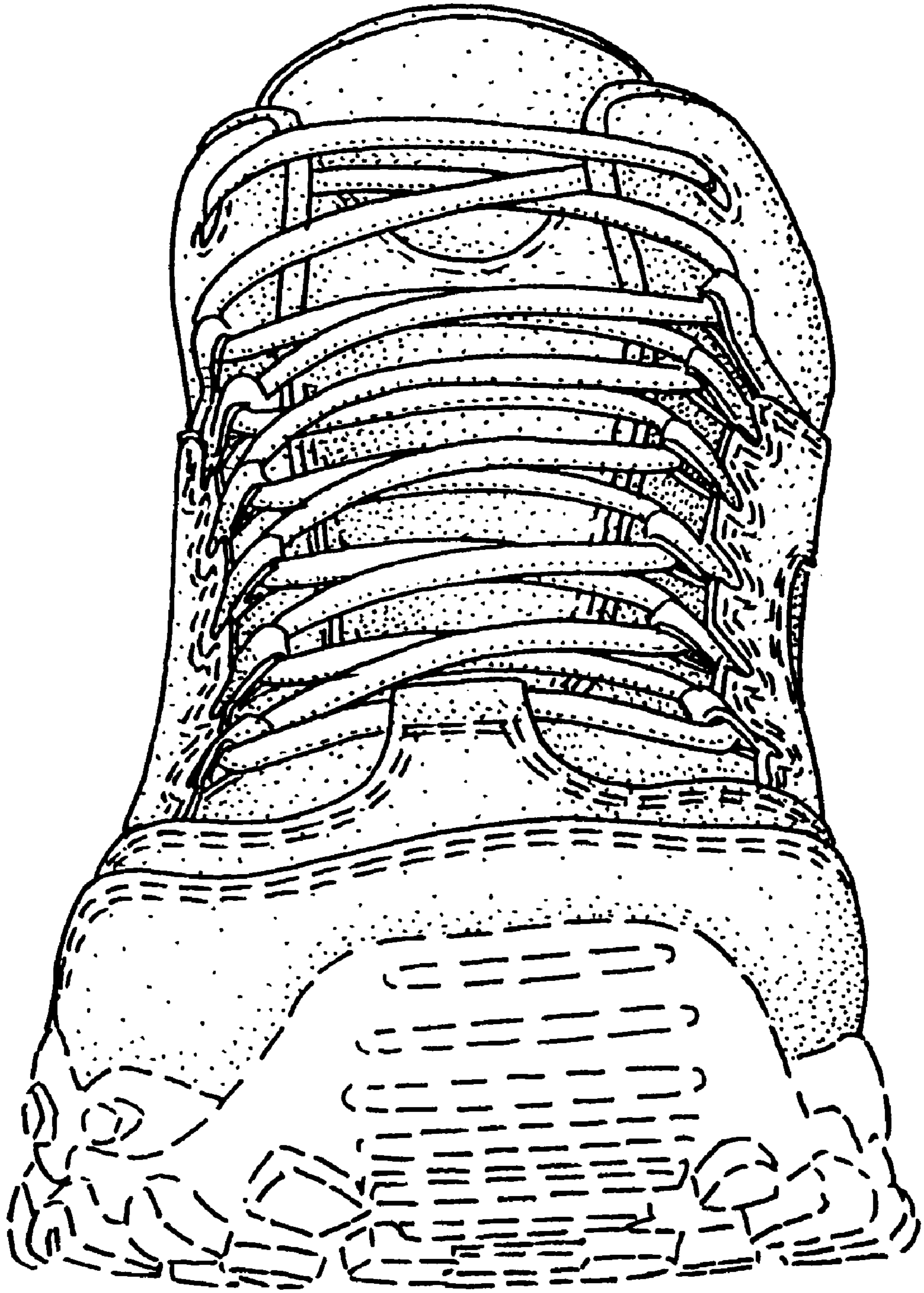


Fig. 2

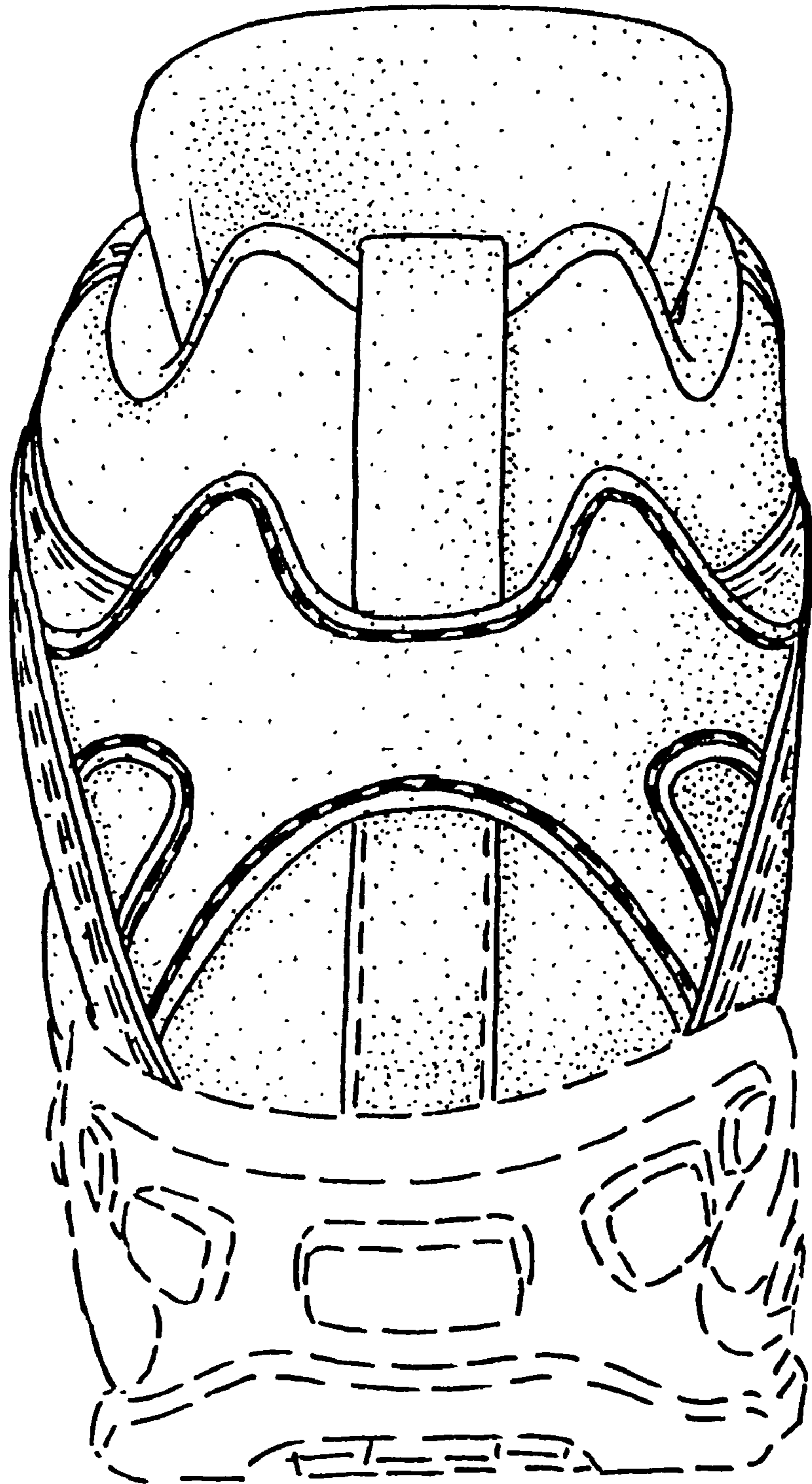


Fig. 3

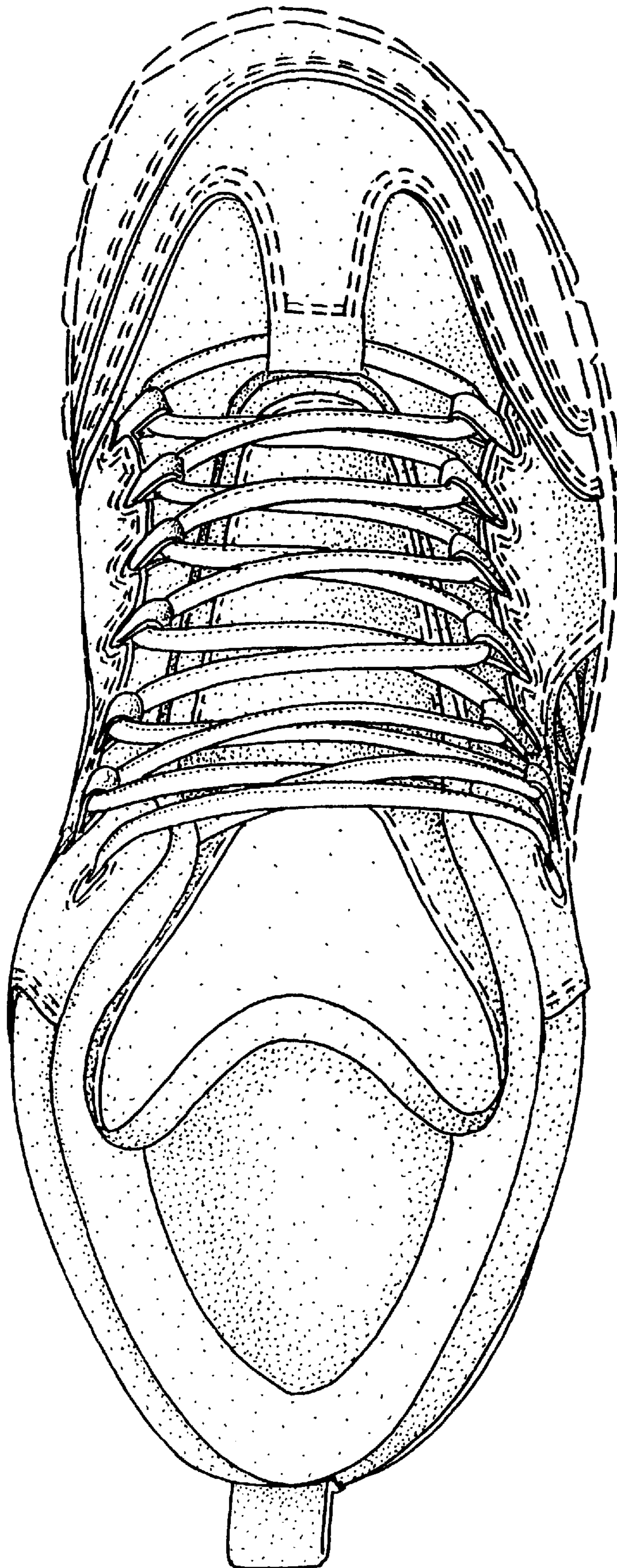


Fig. 4

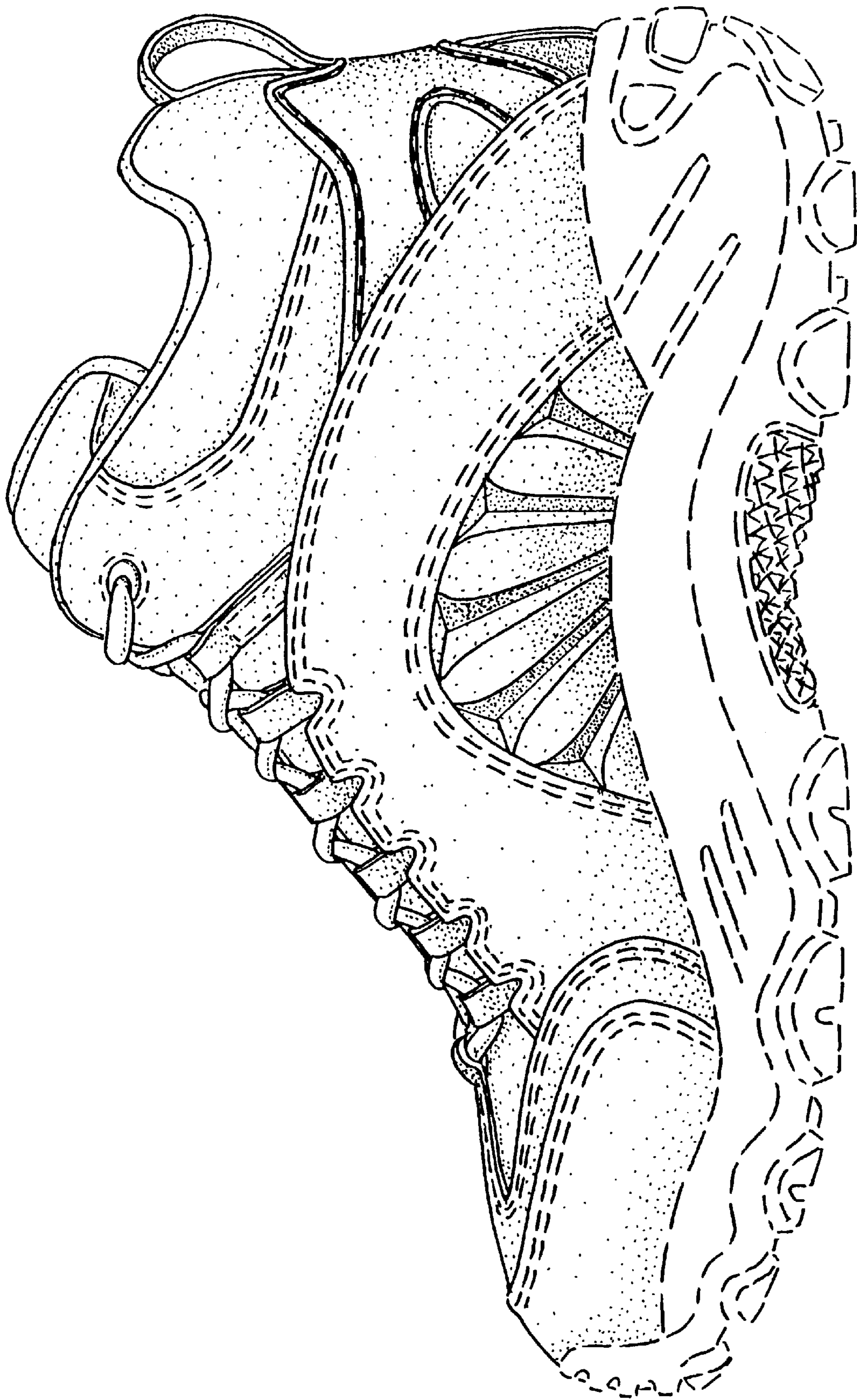


Fig. 5

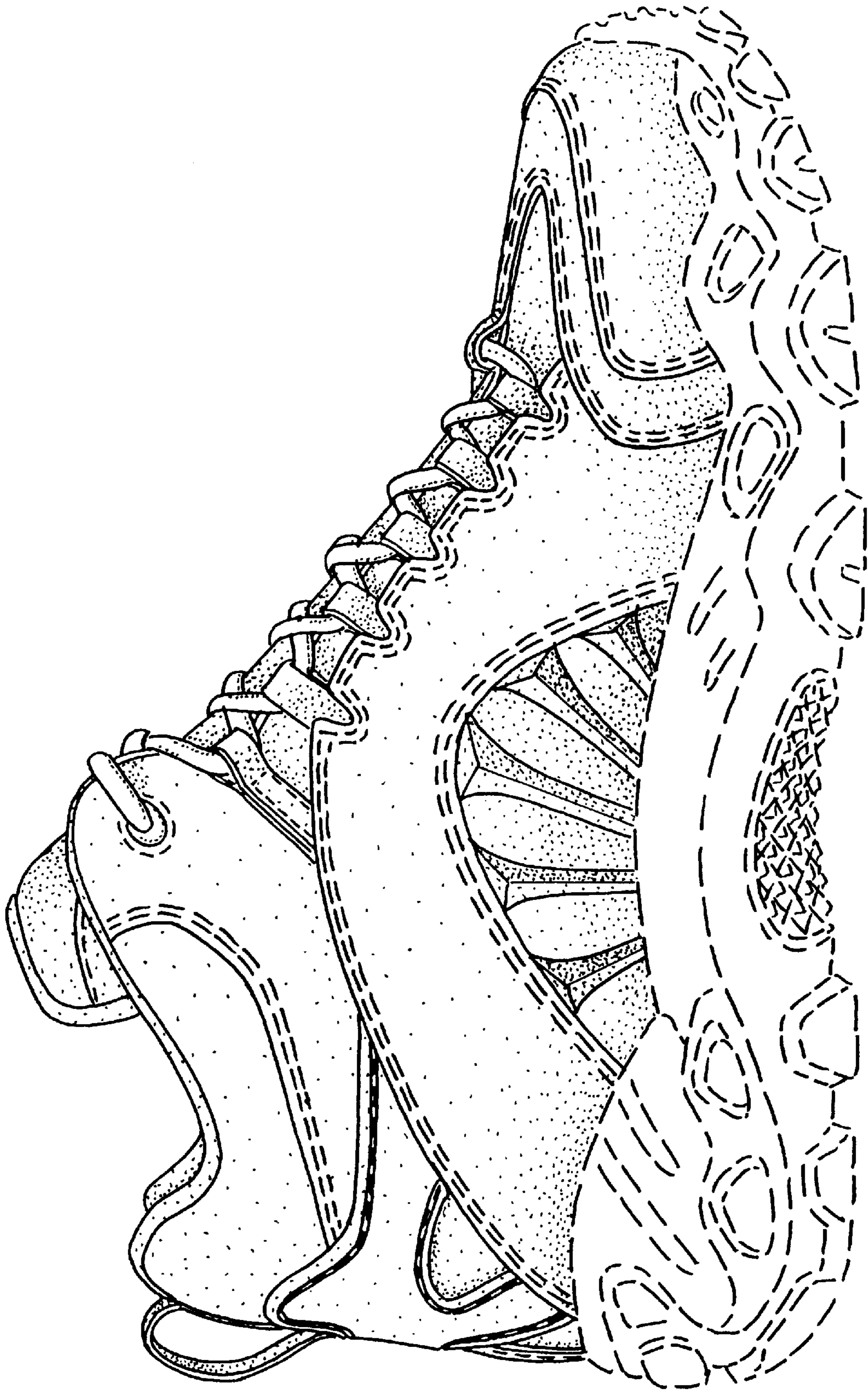


Fig. 6