



US00D441520S

(12) **United States Design Patent**
Lane, III et al.

(10) **Patent No.:** **US D441,520 S**
(45) **Date of Patent:** **** May 8, 2001**

(54) **UPPER OF A GOLF SHOE**

(75) Inventors: **John F. Lane, III**, Stratham, NH (US);
Josephina Kim, Bridgewater, MA
(US); **John J. Erickson**, Brockton, MA
(US); **Douglas K. Robinson**, Mansfield,
MA (US); **James Michael Feeney**,
Dedham, MA (US)

(73) Assignee: **Acushnet Company**, Fairhaven, MA
(US)

(**) Term: **14 Years**

(21) Appl. No.: **29/123,084**

(22) Filed: **May 11, 2000**

(51) **LOC (7) Cl.** **02-04**

(52) **U.S. Cl.** **D2/969; D2/907**

(58) **Field of Search** D2/896, 902, 906-908,
D2/969, 970; 36/114, 115, 127, 45

(56) **References Cited**

U.S. PATENT DOCUMENTS

D. 394,139	*	5/1998	Hirahata	D2/902
D. 394,739	*	6/1998	Carlson	D2/906
D. 401,398	*	11/1998	Carlson	D2/969
4,130,950	*	12/1978	Bazzle et al.	36/127
5,197,210	*	3/1993	Sink	36/127

OTHER PUBLICATIONS

Foot-Joy Catalog, 1995-1996, 37 pages.
Foot-Joy Catalog, 1996-1997, 41 pages.
Foot-Joy Catalog, 1997-1998, 49 pages.

Foot-Joy Catalog, 1998-1999, 49 pages.

Foot-Joy Catalog, 1999-2000 (entire catalog).

* cited by examiner

Primary Examiner—Louis S. Zarfes

Assistant Examiner—Gregory Andoll

(74) *Attorney, Agent, or Firm*—Pennie & Edmonds LLP

(57) **CLAIM**

The ornamental design for an upper of a golf shoe, as shown and described.

DESCRIPTION

FIG. 1 is a front, left side, perspective view according to the present invention showing our new design for an upper of a golf shoe;

FIG. 2 is a rear, right side, perspective view thereof;

FIG. 3 is a front, perspective view thereof;

FIG. 4 is a rear, perspective view thereof;

FIG. 5 is a right, side view thereof;

FIG. 6 is a left, side view thereof; and,

FIG. 7 is a top, plan view thereof.

The black portions of the upper indicate color contrast with the non-black portions of the upper, however the particular color black is not claimed.

1 Claim, 6 Drawing Sheets





Fig. 1



Fig. 2

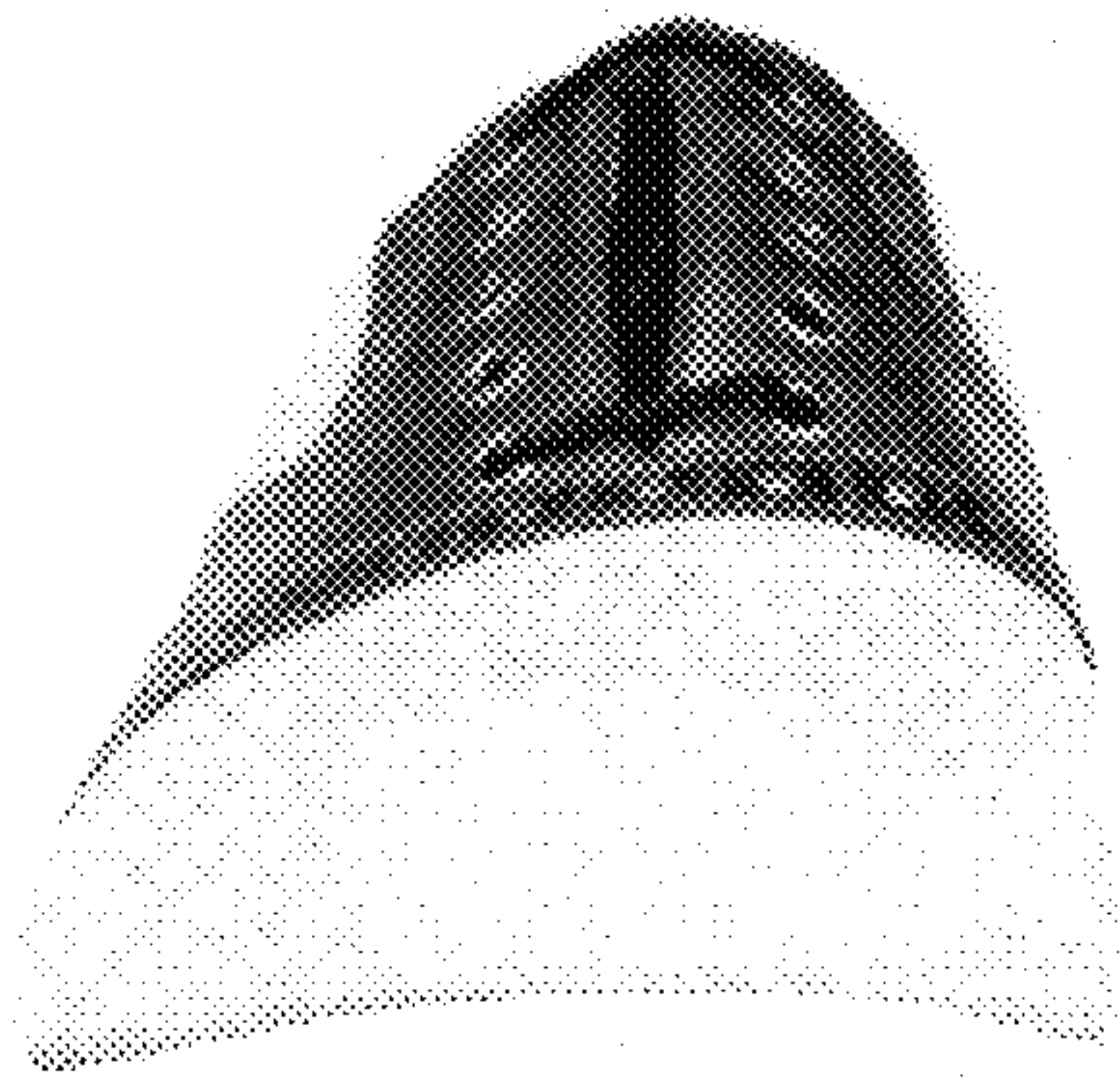


Fig. 3




Fig. 4



Fig. 5



Fig. 6




Fig. 7