



US00D441519S

(12) **United States Design Patent**
Erickson et al.

(10) **Patent No.:** **US D441,519 S**

(45) **Date of Patent:** **** May 8, 2001**

(54) **UPPER OF A GOLF SHOE**

(75) Inventors: **John J. Erickson**, Brockton; **Douglas K. Robinson**, Mansfield; **Josephina Kim**, Bridgewater, all of MA (US); **John F. Lane, III**, Stratham, NH (US); **James Michael Feeney**, Dedham, MA (US)

(73) Assignee: **Acushnet Company**, Fairhaven, MA (US)

(**) Term: **14 Years**

(21) Appl. No.: **29/123,083**

(22) Filed: **May 11, 2000**

(51) **LOC (7) Cl.** **02-04**

(52) **U.S. Cl.** **D2/969; D2/902**

(58) **Field of Search** D2/896, 902, 906-908, D2/969, 970; 36/114, 115, 127, 45

(56) **References Cited**

U.S. PATENT DOCUMENTS

D. 119,496	3/1940	Haan	D2/314
D. 287,301	12/1986	Tong	D2/314
D. 287,422	12/1986	MacGregor et al.	D2/314
D. 290,783	7/1987	Selbiger et al.	D2/314
D. 292,040	9/1987	Tong et al.	D2/314
D. 309,822	8/1990	Barret	D2/313
D. 375,830	11/1996	Bianchini	D2/907
D. 391,058	2/1998	Cooper	D2/972
D. 393,340	4/1998	Doxey	D2/947
D. 394,139 *	5/1998	Hirahata	D2/902
D. 394,739 *	6/1998	Carlson	D2/906
D. 395,739	7/1998	Mervar	D2/947
D. 398,740	9/1998	Hewett	D2/947
D. 398,751	9/1998	Werman	D2/969
D. 401,398 *	11/1998	Carlson	D2/969

D. 402,793	12/1998	Loverin	D2/902
D. 404,896	2/1999	Cooper	D2/947
D. 411,909	7/1999	Lavertue et al.	D2/947
4,130,950 *	12/1978	Bazzle et al.	36/127
5,197,210 *	3/1993	Sink	36/127

OTHER PUBLICATIONS

Bite catalog, undated, 12 pages.
Foot-Joy Catalog, 1995-1996, 37 pages.
Foot-Joy Catalog, 1996-1997, 41 pages.
Foot-Joy Catalog, 1997-1998, 49 pages.
Foot-Joy Catalog, 1998-1999, 49 pages.
Foot-Joy Catalog, 1999-2000 (entire catalog).

* cited by examiner

Primary Examiner—Louis S. Zarfes
Assistant Examiner—Gregory Andoll

(74) *Attorney, Agent, or Firm*—Pennie & Edmonds LLP

(57) **CLAIM**

The ornamental design for an upper of a golf shoe, as shown and described.

DESCRIPTION

FIG. 1 is a front, left side, perspective view according to the present invention showing our new design for an upper of a golf shoe;
FIG. 2 is a rear, right side, perspective view thereof;
FIG. 3 is a front, perspective view thereof;
FIG. 4 is a rear, perspective view thereof;
FIG. 5 is a right, side view thereof;
FIG. 6 is a left, side view thereof; and,
FIG. 7 is a top, plan view thereof.
The black portions of the upper indicate color contrast with the non-black portions of the upper, however the particular color black is not claimed.

1 Claim, 6 Drawing Sheets





Fig. 1



Fig. 2




Fig. 3




Fig. 4



Fig. 5




Fig. 6




Fig. 7