



US00D441516S

(12) **United States Design Patent**
Wheaton

(10) **Patent No.:** **US D441,516 S**

(45) **Date of Patent:** **** May 1, 2001**

(54) **PALLET**

(75) Inventor: **Christopher S. C. Wheaton,**
Cheltenham (GB)

(73) Assignee: **Cypher Co Limited,** Hereford (GB)

(**) Term: **14 Years**

(21) Appl. No.: **29/115,671**

(22) Filed: **Dec. 17, 1999**

(30) **Foreign Application Priority Data**

Jun. 22, 1999 (GB) 2084296

(51) **LOC (7) Cl.** **09-08**

(52) **U.S. Cl.** **D34/38; D9/455**

(58) **Field of Search** D34/38; D9/455,
D9/456; 206/391, 386, 394, 557, 514; 108/51.11,
901, 53.3, 54.1, 55.3, 56.1, 57.1

(56) **References Cited**

U.S. PATENT DOCUMENTS

- D. 153,209 * 3/1949 Reamer D9/455
- D. 180,396 * 6/1957 Emery D9/456
- D. 189,891 * 3/1961 Schilling D9/455
- D. 203,628 * 2/1966 Vigue D9/456

- D. 214,022 * 5/1969 Ringlen D9/455
- D. 215,270 * 9/1969 Gutsche et al. D9/456
- D. 267,628 * 1/1983 Driscoll et al. D9/456 X
- D. 284,841 * 7/1986 Rowland et al. D9/456
- D. 320,880 * 10/1991 Brunin D34/38
- D. 420,220 * 2/2000 Apps et al. D9/456
- 3,140,672 * 7/1964 Luca 108/51.11
- 3,467,032 * 9/1969 Rowlands et al. 108/53.3

* cited by examiner

Primary Examiner—Cynthia E Ramirez

(74) *Attorney, Agent, or Firm*—Andrus, Scales, Starke & Sawall, LLP

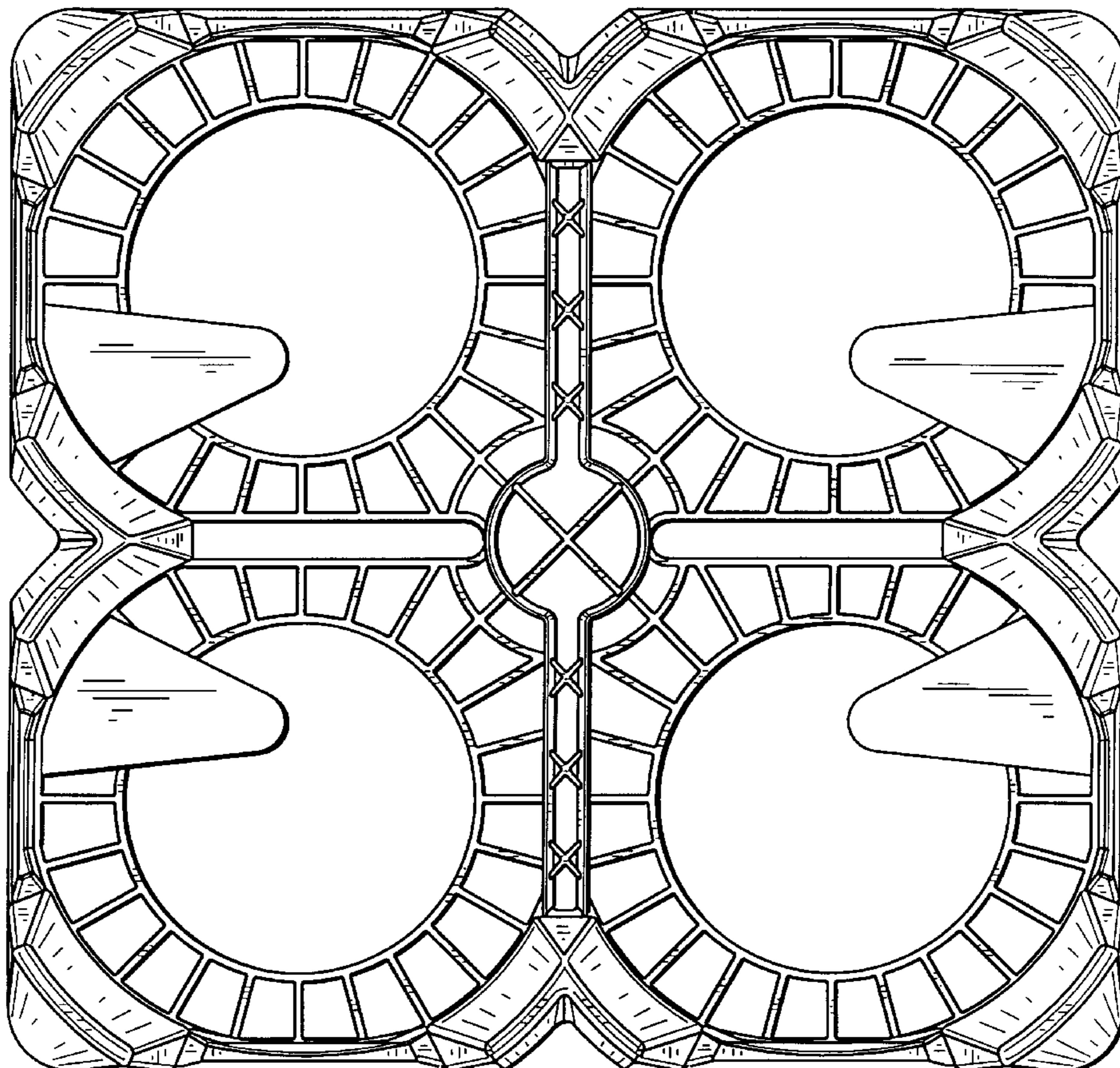
(57) **CLAIM**

I claim the ornamental design for a pallet, as shown and described.

DESCRIPTION

FIG. 1 is top view of a pallet;
 FIG. 2 is side elevational view of the pallet shown in FIG. 1; and,
 FIG. 3 is an end view of the pallet shown in FIG. 1.
 Applicant disclaims the bottom part of the pallet as part of the claimed design.

1 Claim, 2 Drawing Sheets






FIG. 1

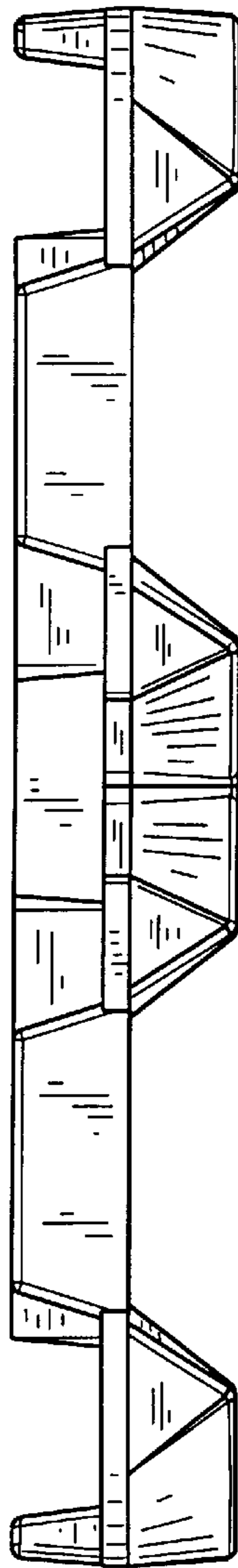


FIG. 2




FIG. 3