



US00D441515S

(12) **United States Design Patent**
Brandt et al.

(10) **Patent No.:** **US D441,515 S**

(45) **Date of Patent:** **** May 1, 2001**

(54) **CONTROL CONSOLE FOR
COUNTERBALANCE LIFT TRUCK**

(75) Inventors: **Baron C. Brandt**, Boston, MA (US);
Jeffrey R. Burger, Huber Heights, OH
(US); **Douglas E. Goodner**, The
Woodlands, TX (US); **Michael S.
Hemry**, Holland, MI (US); **James V.
Kraimer**, New Bremen, OH (US); **Leif
A. Norland**, Holland, MI (US); **Craig
J. Rekow**, Fort Thomas, KY (US)

(73) Assignee: **Crown Equipment Corporation**, New
Bremen, OH (US)

(**) Term: **14 Years**

(21) Appl. No.: **29/110,027**

(22) Filed: **Aug. 27, 1999**

(51) **LOC (7) Cl.** **12-05**

(52) **U.S. Cl.** **D34/34; D34/35**

(58) **Field of Search** **D34/34, 35, 36,**
D34/37; D12/192, 415; 180/90, 89.12;
296/70; D15/28

(56) **References Cited**

U.S. PATENT DOCUMENTS

D. 362,098 * 9/1995 Heiler D34/35
3,269,210 * 8/1966 Steele, Jr. et al. 180/89.12

3,645,353 * 2/1972 Cope et al. 180/90
3,797,605 * 3/1974 Letzel et al. 180/90
3,910,371 * 10/1975 Magrini 180/90
3,946,826 * 3/1976 Guhl et al. 180/90
4,126,202 * 11/1978 Hern 180/89.12
4,455,338 * 6/1984 Henne 180/90
4,669,564 * 6/1987 Kreutz 180/89.12
4,934,736 * 6/1990 Huisman 180/90

OTHER PUBLICATIONS

Brochure regarding Crown SC 3000, Oct. 1997 (8 Pages).

* cited by examiner

Primary Examiner—Cynthia E Ramirez

(74) *Attorney, Agent, or Firm*—King & Schickli PLLC

(57) **CLAIM**

The ornamental design for a control console for counterbal-
ance lift truck, as shown.

DESCRIPTION

FIG. 1 is a perspective view of a control console for
counterbalance lift truck illustrating our new design;
FIG. 2 is a right side view of the design of FIG. 1;
FIG. 3 is a left side view of the design of FIG. 1;
FIG. 4 is a back side view of the design of FIG. 1;
FIG. 5 is a front side view of the design of FIG. 1; and,
FIG. 6 is a top plan view of the design of FIG. 1.

1 Claim, 6 Drawing Sheets




FIG. 1

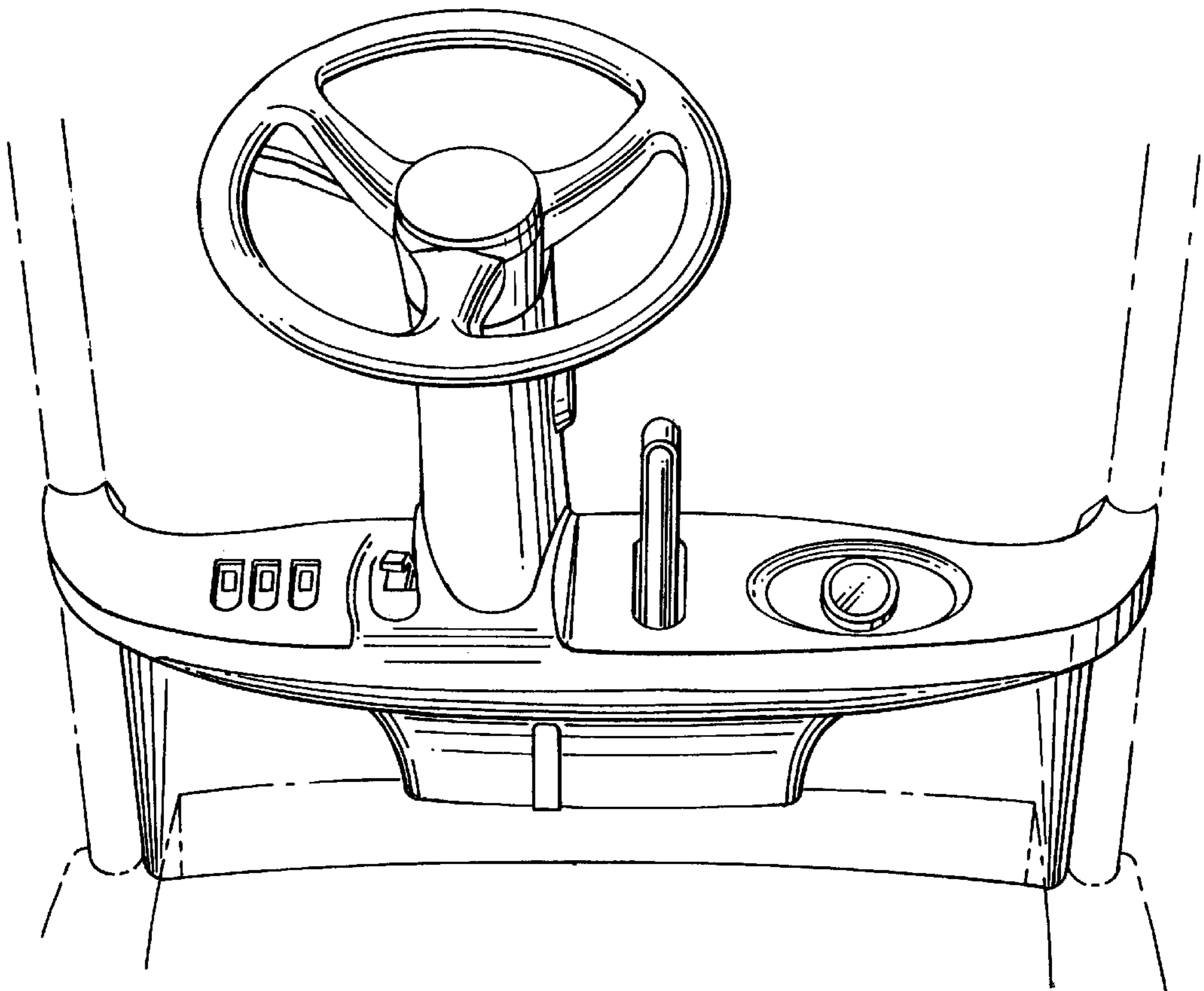


FIG. 2

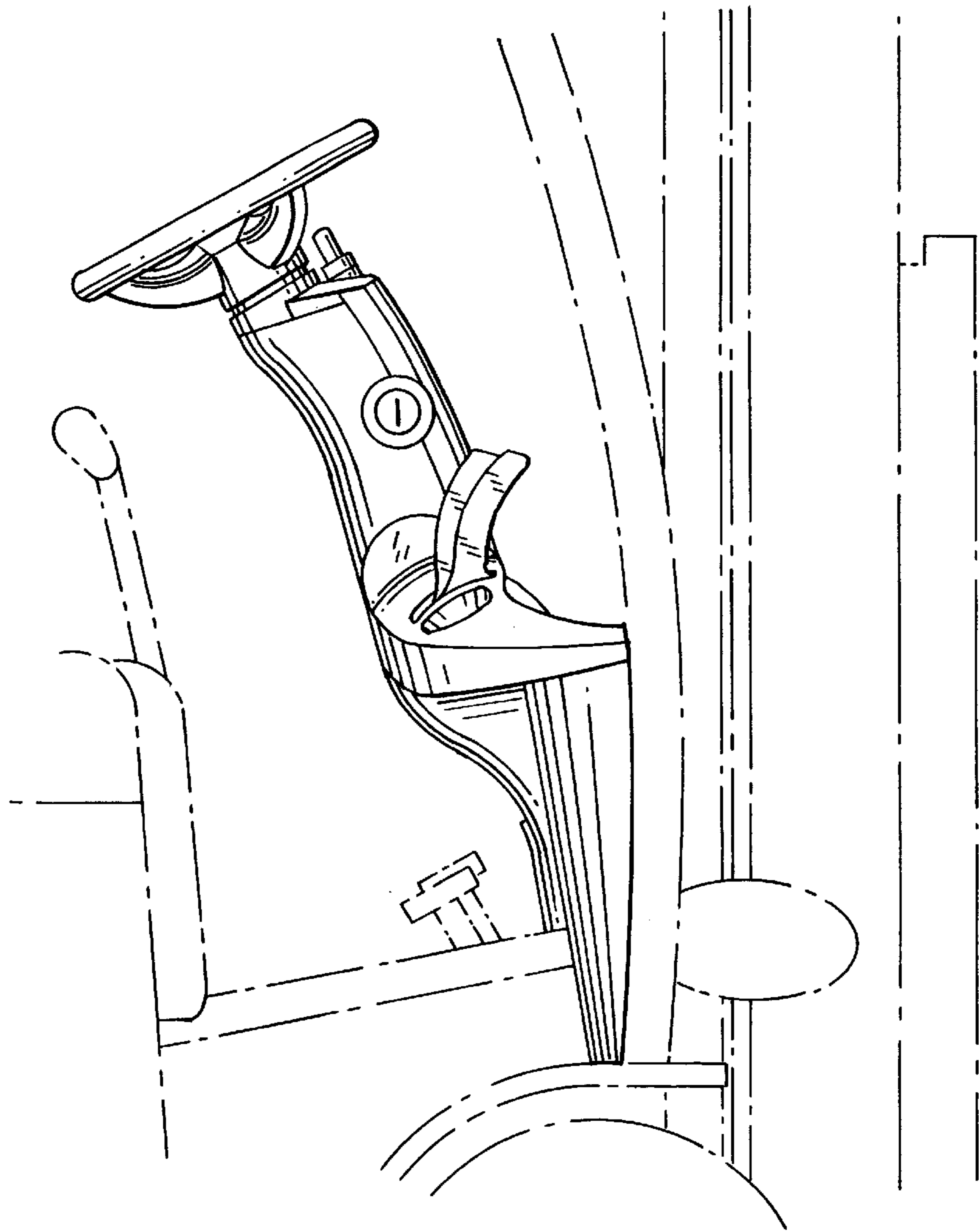


FIG. 3

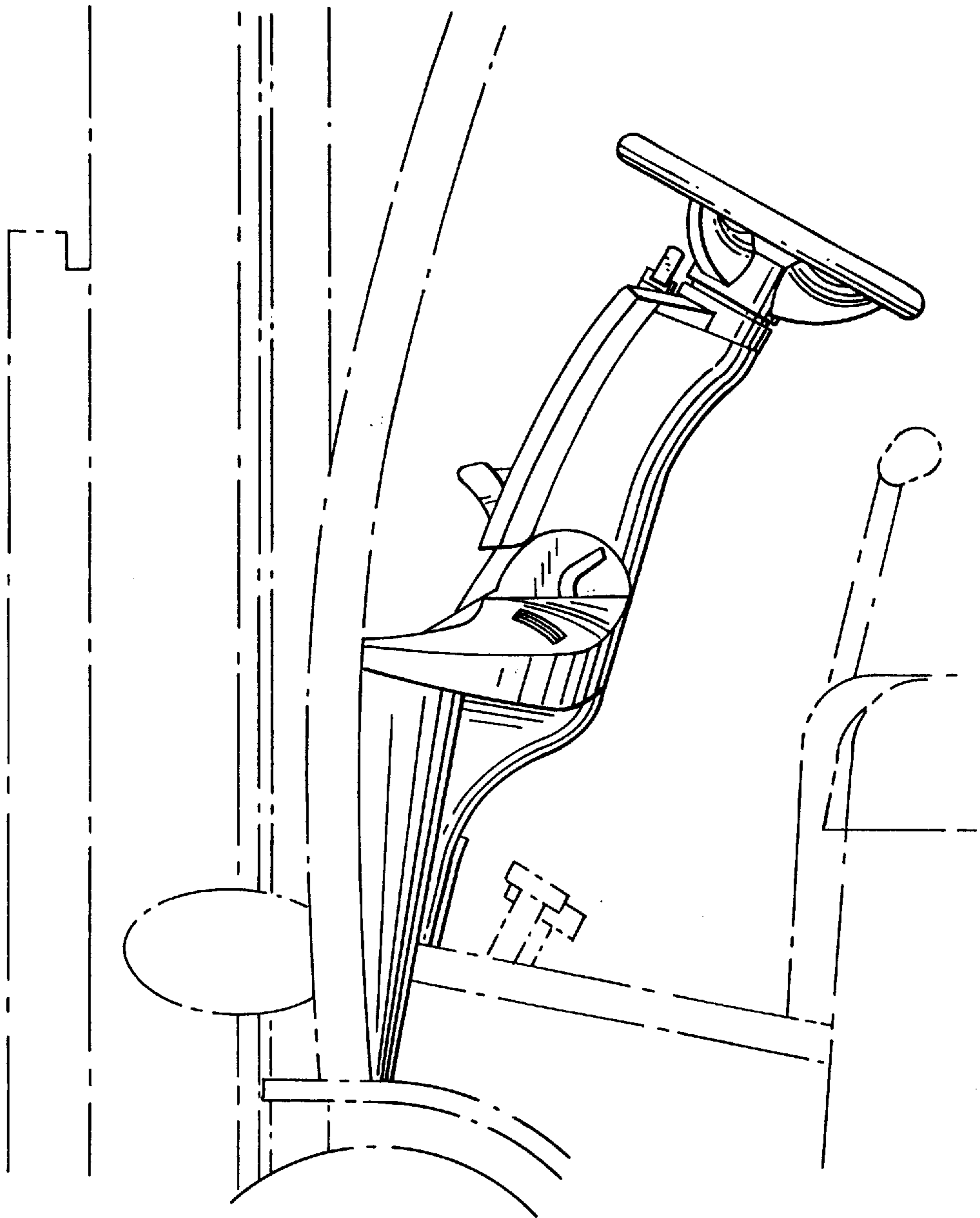


FIG. 4

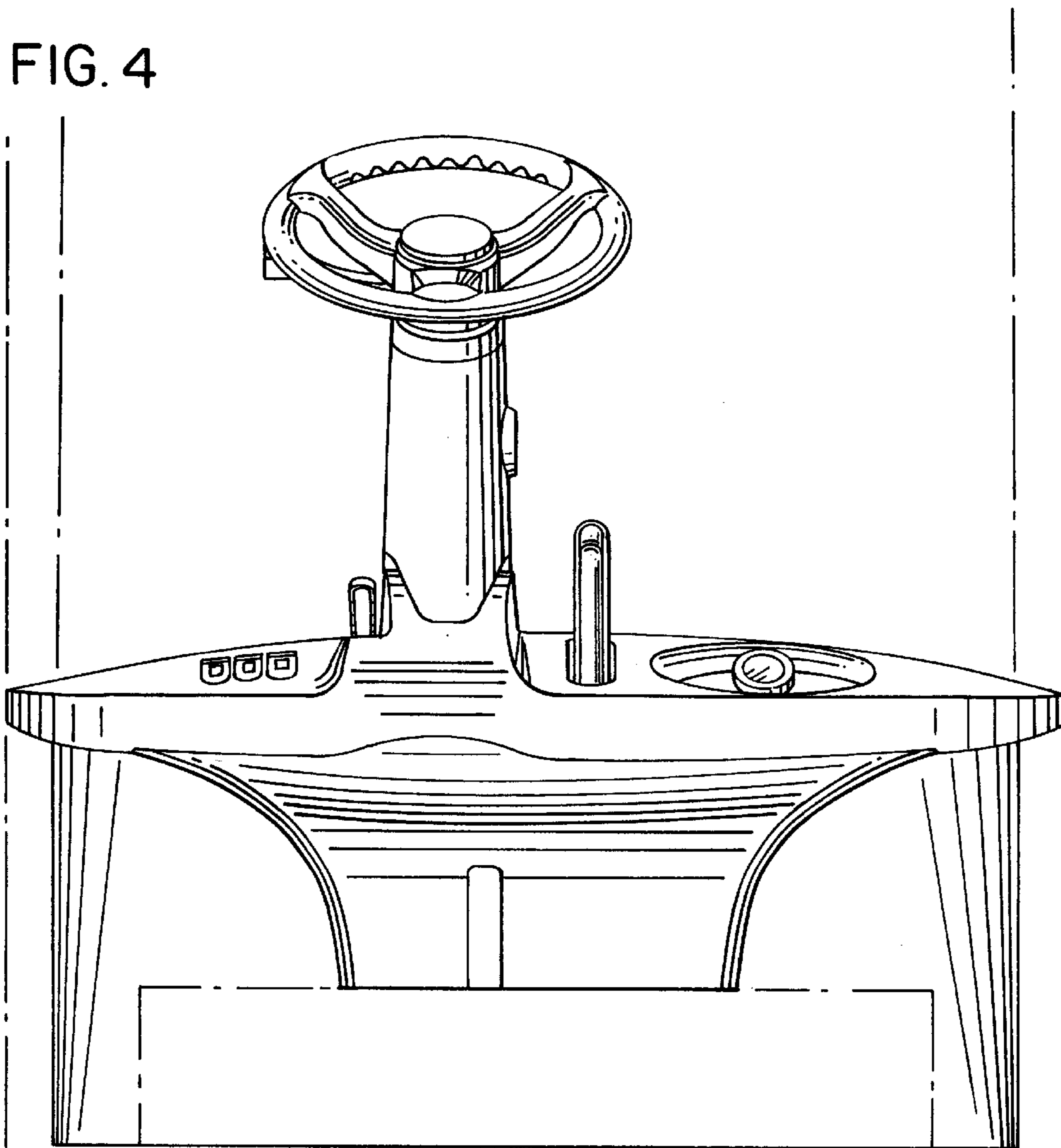


FIG. 5




FIG. 6

