



US00D441513S

(12) **United States Design Patent**  
**Mullen et al.**

(10) **Patent No.:** **US D441,513 S**

(45) **Date of Patent:** **\*\* May 1, 2001**

(54) **MOBILE STORAGE CART FOR MULTIPLE PORTABLE COMPUTERS**

(75) Inventors: **Michael Mullen; Jeff McCaffrey**, both of Portland, OR (US)

(73) Assignee: **Anthro Corporation**, Tualatin, OR (US)

(\*\*) Term: **14 Years**

(21) Appl. No.: **29/128,267**

(22) Filed: **Aug. 21, 2000**

(51) **LOC (7) Cl.** ..... **12-02**

(52) **U.S. Cl.** ..... **D34/19; D34/20**

(58) **Field of Search** ..... D34/12-27; D6/432, D6/436, 445, 446, 448, 491, 477-479; 312/236, 250; 280/79.11, 79.2, 79.3; 211/133, 177

(56) **References Cited**

**U.S. PATENT DOCUMENTS**

- D. 283,769 \* 5/1986 Cohn ..... D6/446
- D. 325,800 \* 4/1992 Kelley ..... D34/19
- D. 407,578 \* 4/1999 Crinion ..... D34/19 X

\* cited by examiner

*Primary Examiner*—Kay H. Chin

(74) *Attorney, Agent, or Firm*—Stoel Rives LLP

(57) **CLAIM**

We claim the ornamental design for a mobile storage cart for multiple portable computers, as shown and described.

**DESCRIPTION**

FIG. 1 is a perspective view of a mobile storage cart for multiple portable computers, exposing the top, rear, and right surfaces, with the doors in a closed position;

FIG. 2 is a second perspective view of the mobile storage cart of FIG. 1, rotated 180 degrees to expose the top, inside front, and left surfaces, with the doors in an alternate, open position to reveal a view of internal ornamentation;

FIG. 3 is a right side elevation view of the mobile storage cart of FIG. 1;

FIG. 4 is a left side elevation view of the mobile storage cart of FIG. 1;

FIG. 5 is a rear elevation view of the mobile storage cart of FIG. 1;

FIG. 6 is a front elevation view of the mobile storage cart of FIG. 1;

FIG. 7 is a top plan view of the mobile storage cart of FIG. 1; and,

FIG. 8 is a bottom plan view of the mobile storage cart of FIG. 1.

**1 Claim, 4 Drawing Sheets**




FIG. 1




FIG. 2




FIG. 3

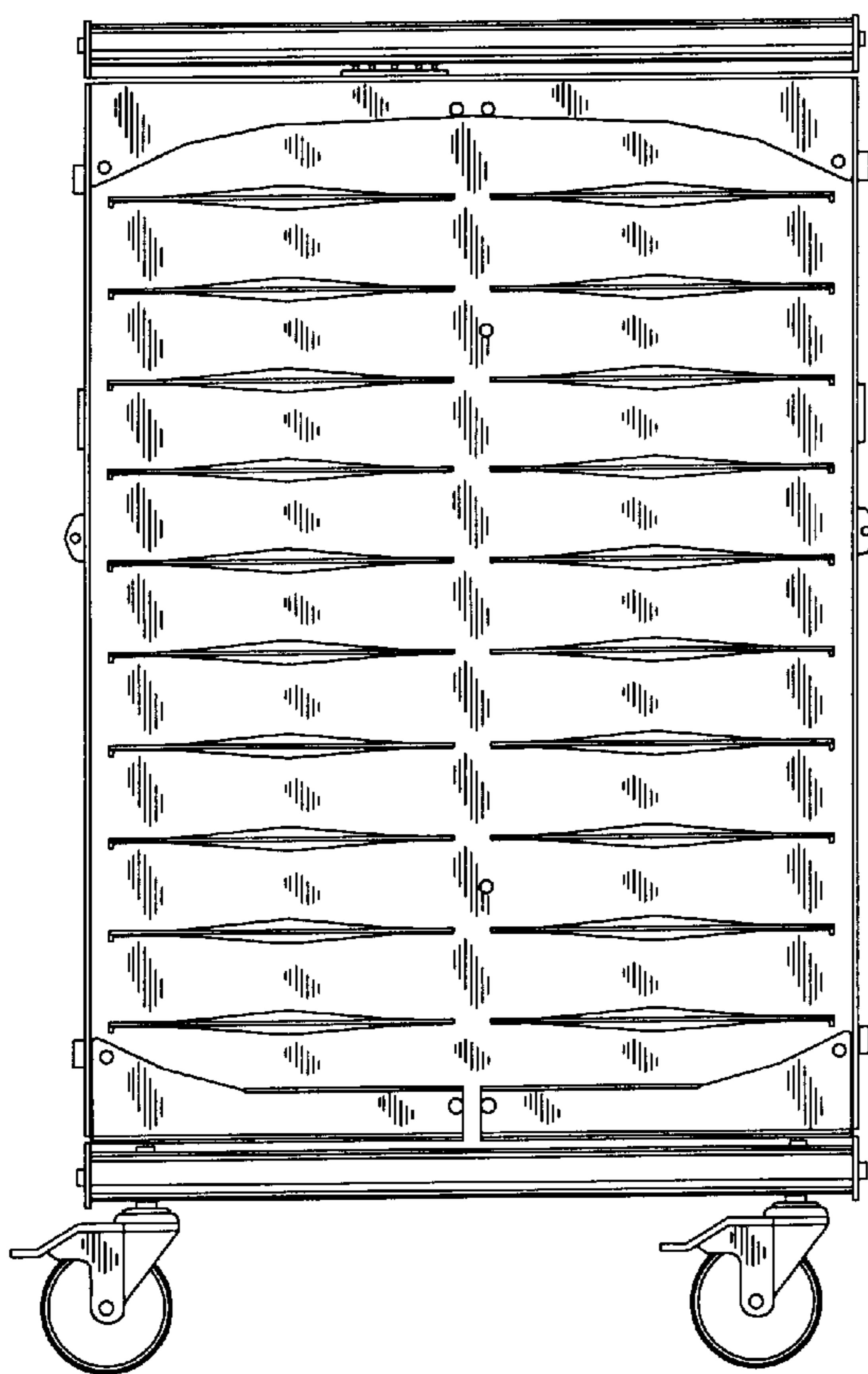


FIG. 4

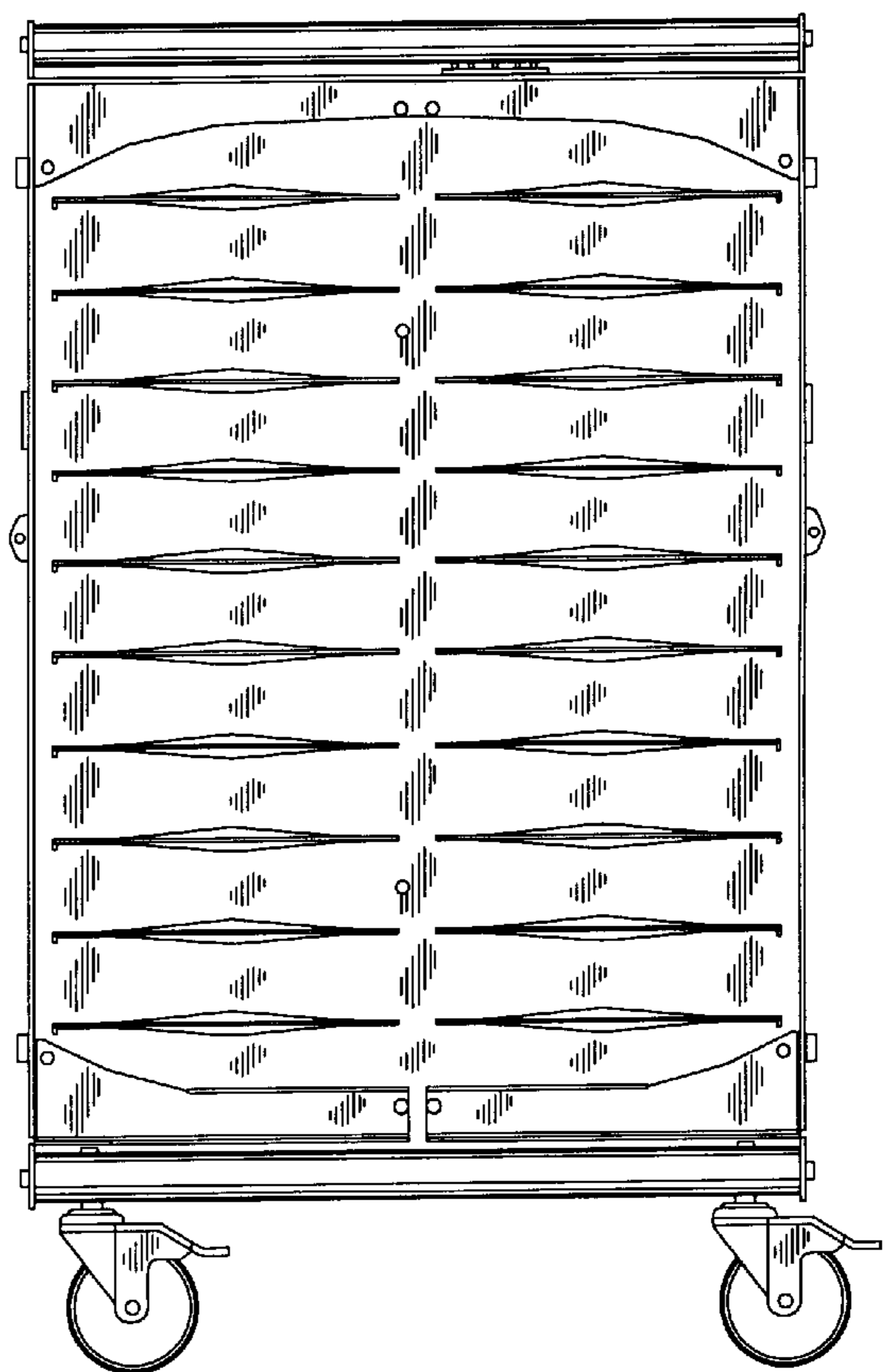


FIG. 5

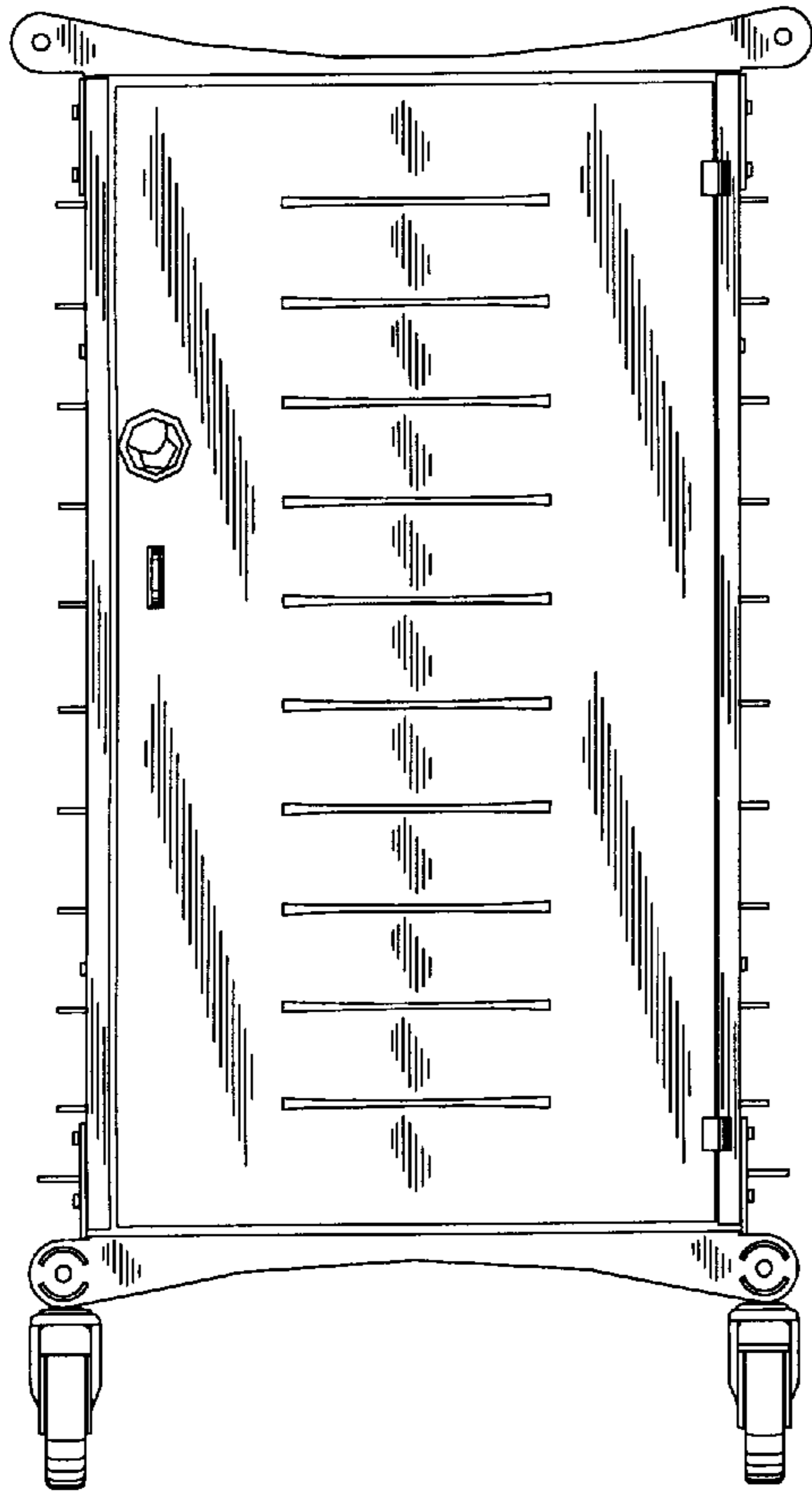


FIG. 6

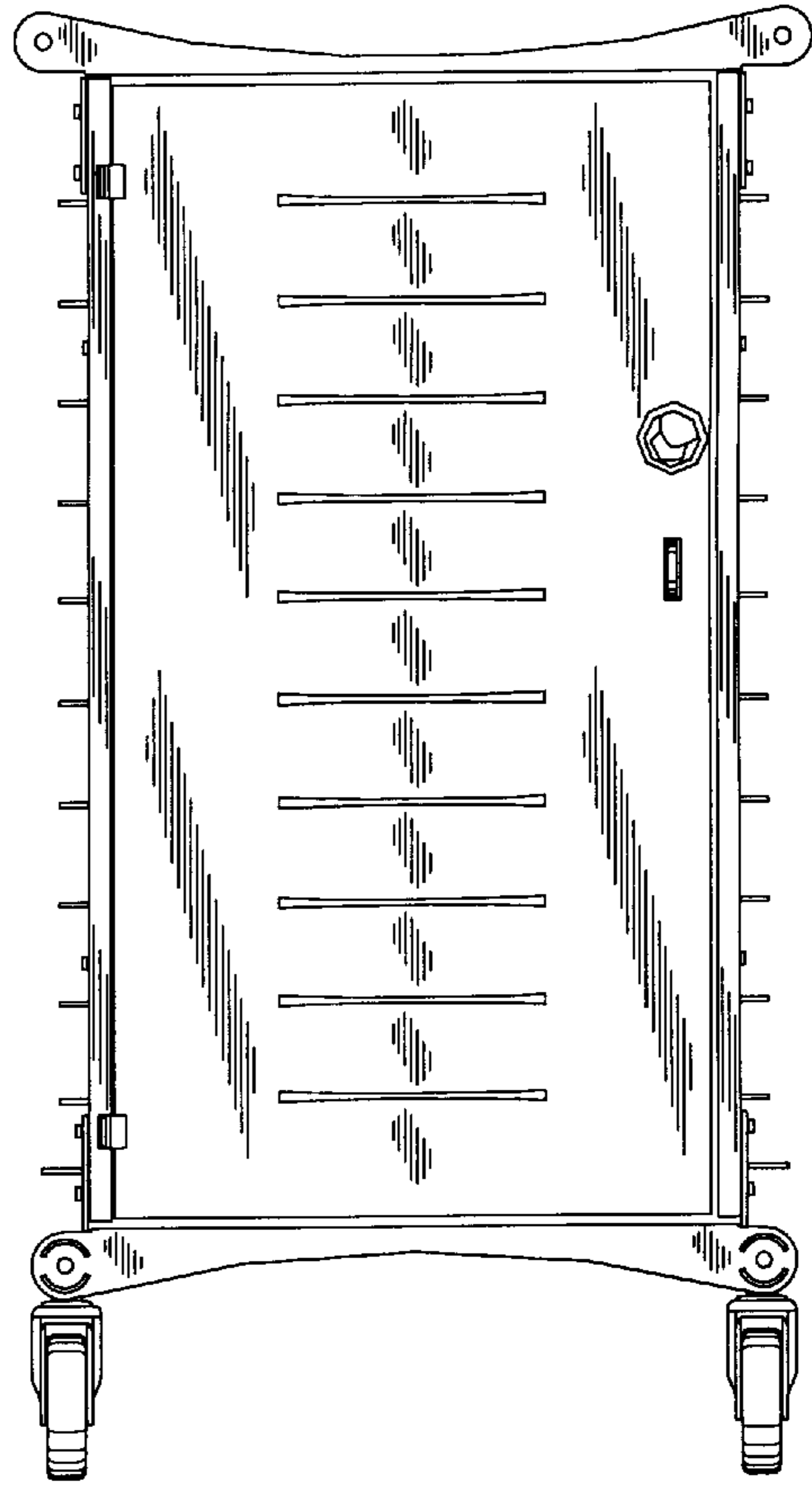


FIG. 7

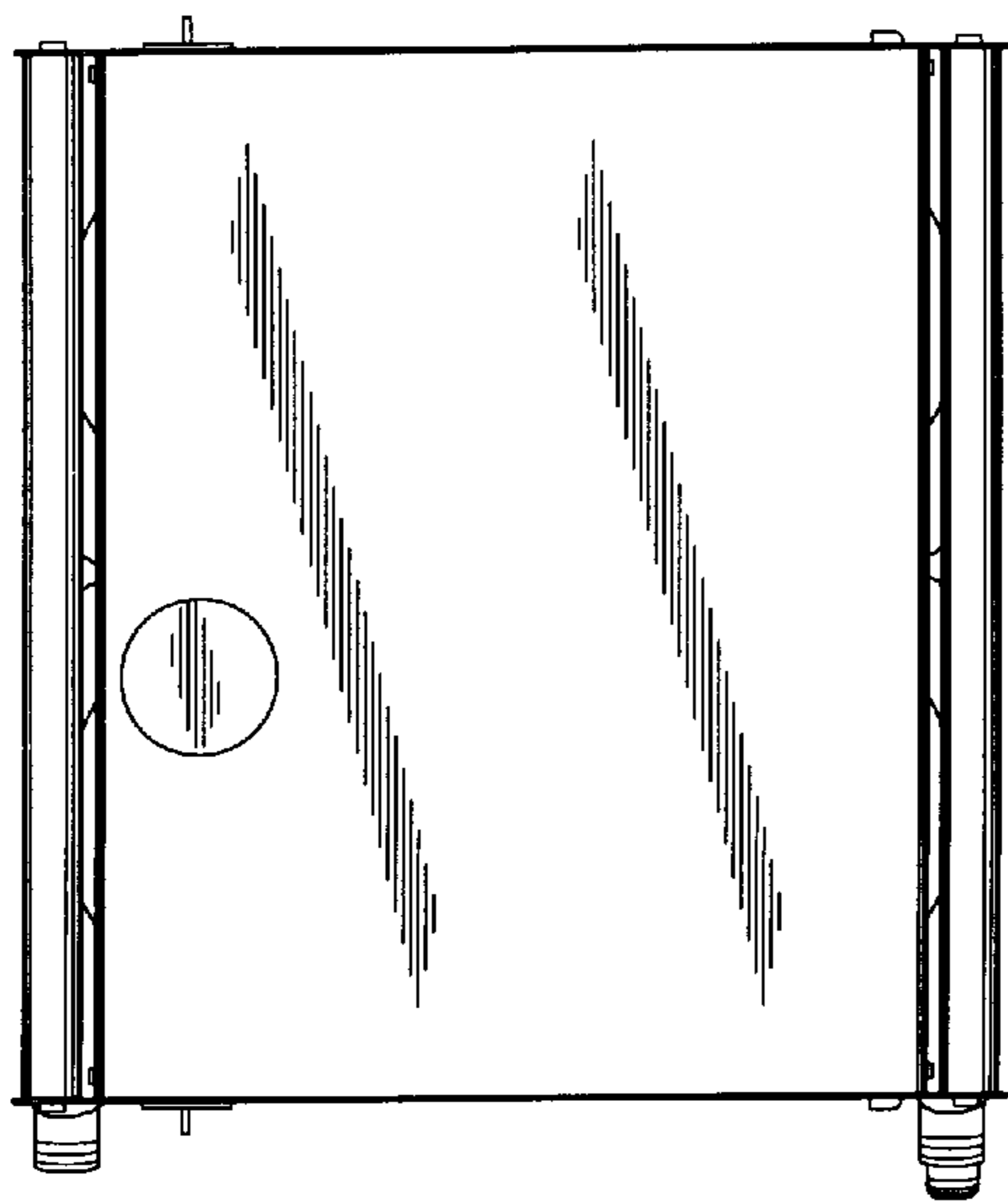


FIG. 8

