

US00D441507S

(12) **United States Design Patent** (10) **Patent No.:** **US D441,507 S**
Gholston et al. (45) **Date of Patent:** **** May 1, 2001**

(54) **COMBINED PLUNGER AND HOLDER**

5,456,356 10/1995 Kurzawa .
6,038,709 * 3/2000 Kent 4/255.05

(76) Inventors: **Maurice S Gholston; Peggy Gholston,**
both of 5840 Chamberlain, Romulus,
MI (US) 48174

* cited by examiner

(**) Term: **14 Years**

Primary Examiner—Mitchell Siegel

(21) Appl. No.: **29/129,453**

(57) **CLAIM**

(22) Filed: **Sep. 15, 2000**

The ornamental design for a combined plunger and holder,
as shown and described.

(51) **LOC (7) Cl.** **15-05**

DESCRIPTION

(52) **U.S. Cl.** **D32/14; D6/524**

(58) **Field of Search** D32/14; D6/551,
D6/524; 312/206, 207; 211/13.1, 65, 66;
4/255.05, 255.11

FIG. 1 is a front elevational view of the combined plunger and holder of the present invention;
FIG. 2 is a rear elevational view of the combined plunger and holder of FIG. 1;
FIG. 3 is a left side elevational view of the combined plunger and holder of FIG. 1;
FIG. 4 is a right side elevational view of the combined plunger and holder of FIG. 1;
FIG. 5 is a top plan view of the combined plunger and holder of FIG. 1; and,
FIG. 6 is a bottom plan view of the combined plunger and holder of FIG. 1.


(56) **References Cited**

U.S. PATENT DOCUMENTS

D. 292,631 * 11/1987 Tash D32/14
D. 345,271 3/1994 Vetter .
D. 352,576 11/1994 Trigoboff et al. .
D. 368,790 4/1996 Sternberg .
D. 368,820 4/1996 Sander .
D. 393,169 4/1998 Cross et al. .
D. 404,951 * 2/1999 Zawalsky D6/551
2,195,830 * 4/1940 Schusring 4/255.11
2,844,826 * 7/1958 Cheiten 4/255.11

The broken lines showing of flowers in FIGS. 1–4 are for illustrative purposes only and form no part of the claimed design.

1 Claim, 3 Drawing Sheets






Fig.1

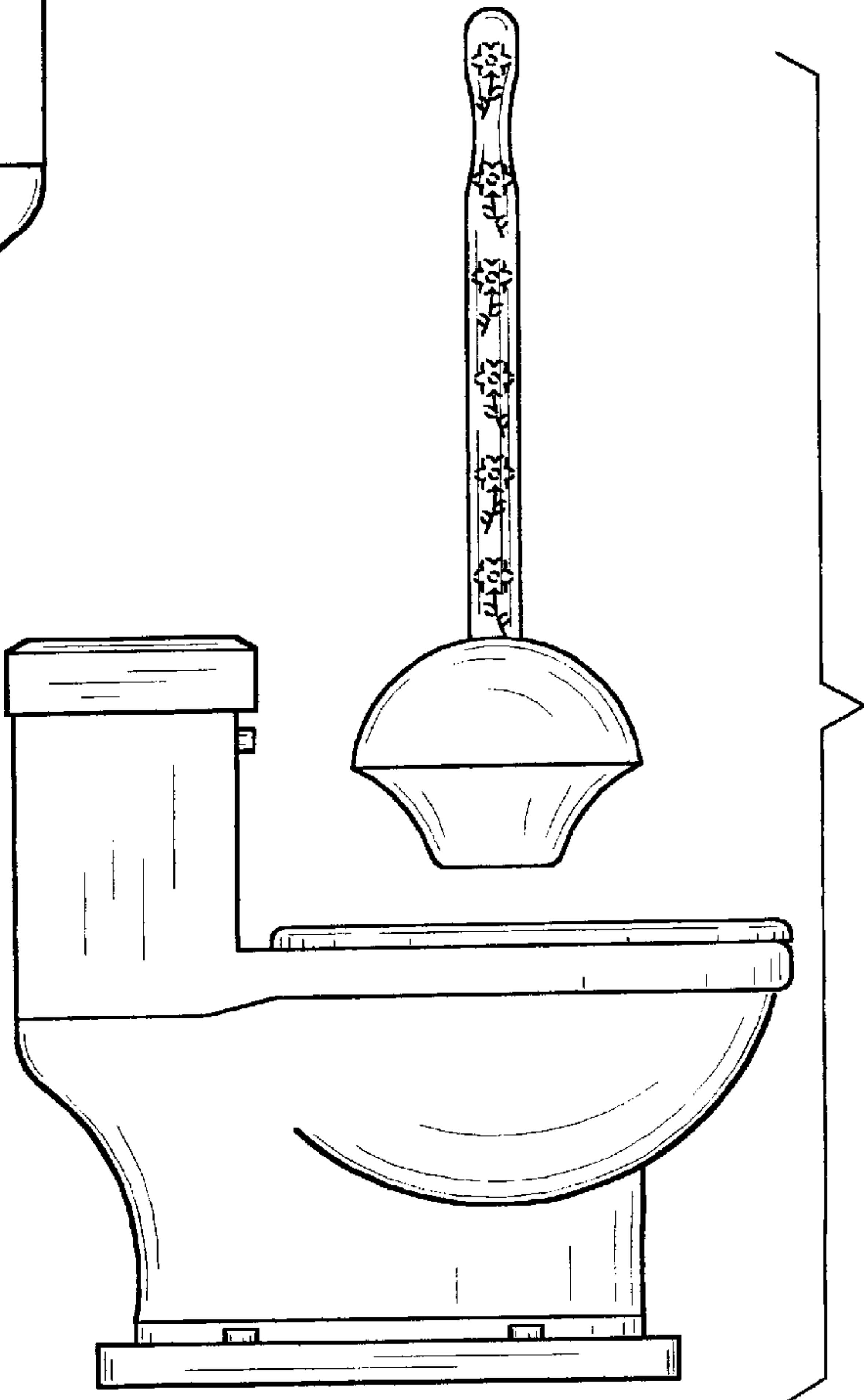


Fig.2

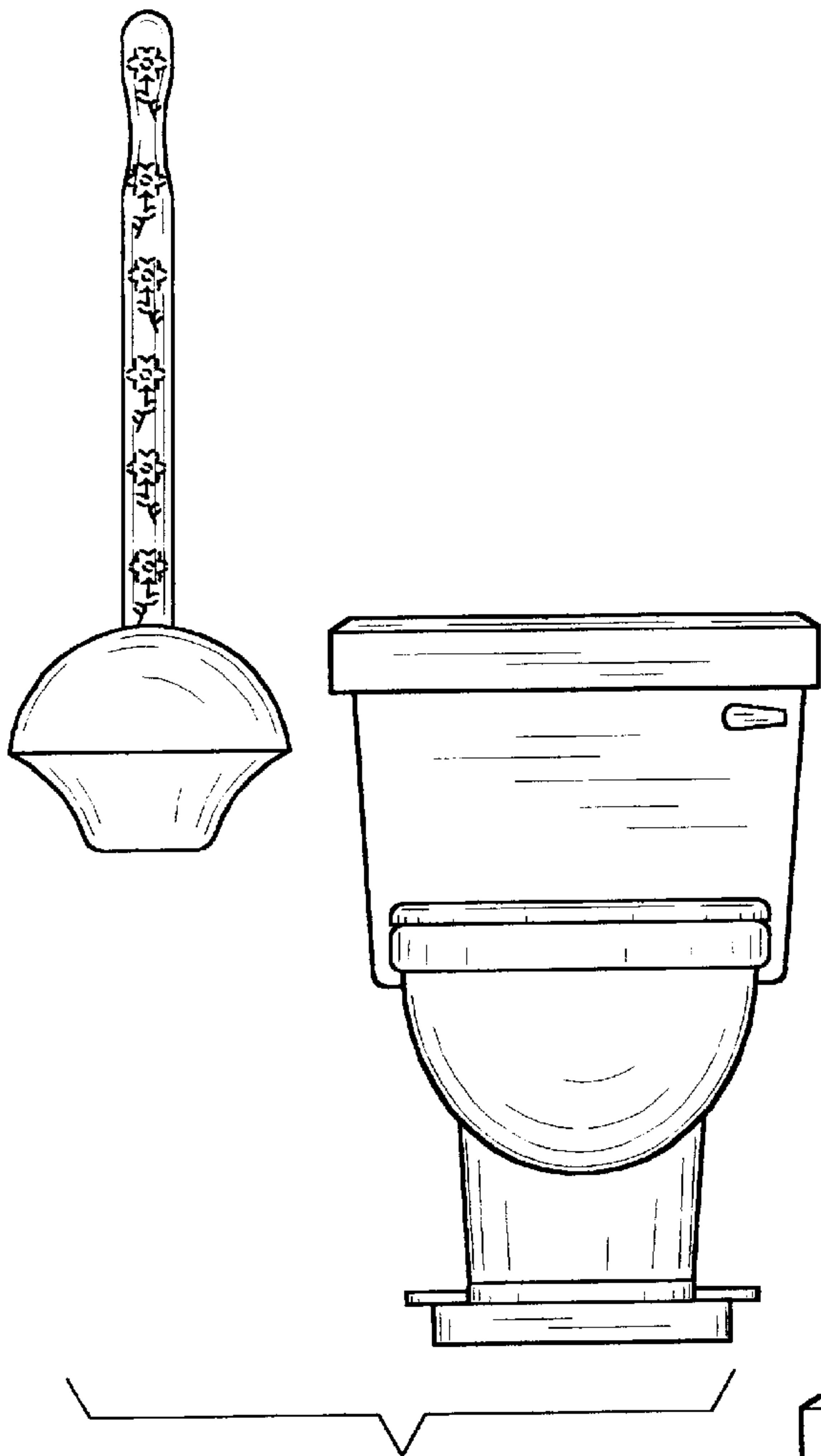


Fig. 3

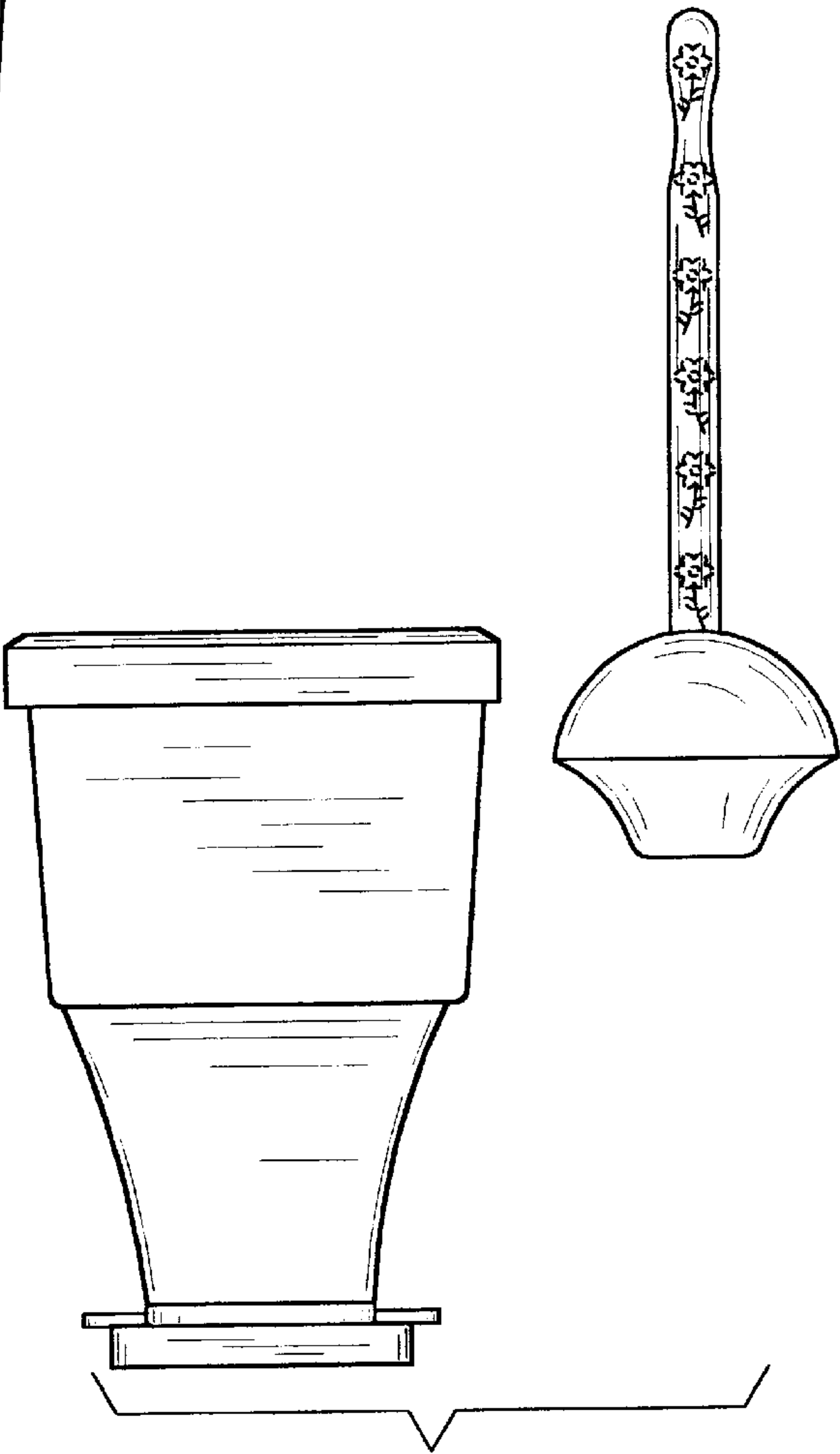


Fig. 4

Fig.5

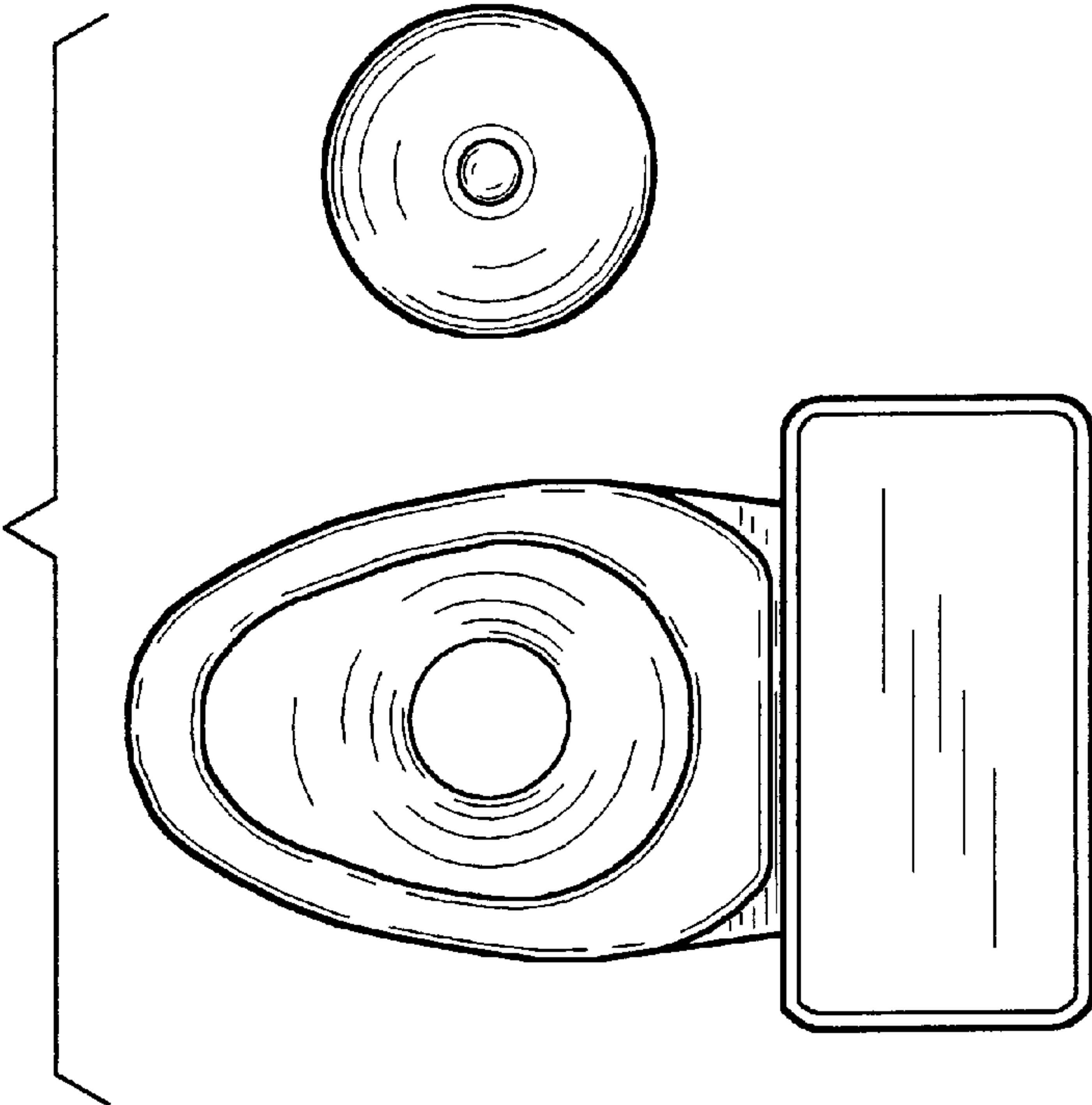


Fig.6

