



US00D441501S

(12) **United States Design Patent**
Mensonides

(10) **Patent No.:** **US D441,501 S**

(45) **Date of Patent:** **** May 1, 2001**

(54) **HAIR BAND**

(76) Inventor: **Nicole L. Mensonides**, 4737 81st Pl.
SW., Mukilteo, WA (US) 98275

(**) Term: **14 Years**

(21) Appl. No.: **29/124,116**

(22) Filed: **May 31, 2000**

(51) **LOC (7) Cl.** **28-03**

(52) **U.S. Cl.** **D28/41**

(58) **Field of Search** D28/41; D2/865,
D2/894; 132/273, 275, 53; 2/171.01, 209.13;
D11/3, 4, 5, 6, 11, 15, 17, 22, 54, 56

(56) **References Cited**

U.S. PATENT DOCUMENTS

D. 254,273	*	2/1980	Lawrence	D28/41
D. 342,215	*	12/1993	Bichi	D11/6
D. 383,995	*	9/1997	Bulgari	D11/6
D. 402,091	*	12/1998	Bratcher	D2/894
2,595,657	*	5/1952	Harmon	132/273
3,467,111	*	9/1969	Benson	132/273
4,745,933	*	5/1988	Saenger	132/53
4,819,671		4/1989	Walker	.	
5,372,151		12/1994	Kuo	.	

5,713,218	2/1998	McCabe	.	
5,822,798	10/1998	Baxley	.	
5,893,376	4/1999	Glassberg	.	
6,047,708	* 4/2000	Panel et al.	132/273

* cited by examiner

Primary Examiner—Paula A. Mortimer

(74) *Attorney, Agent, or Firm*—Kathleen T. Petrich

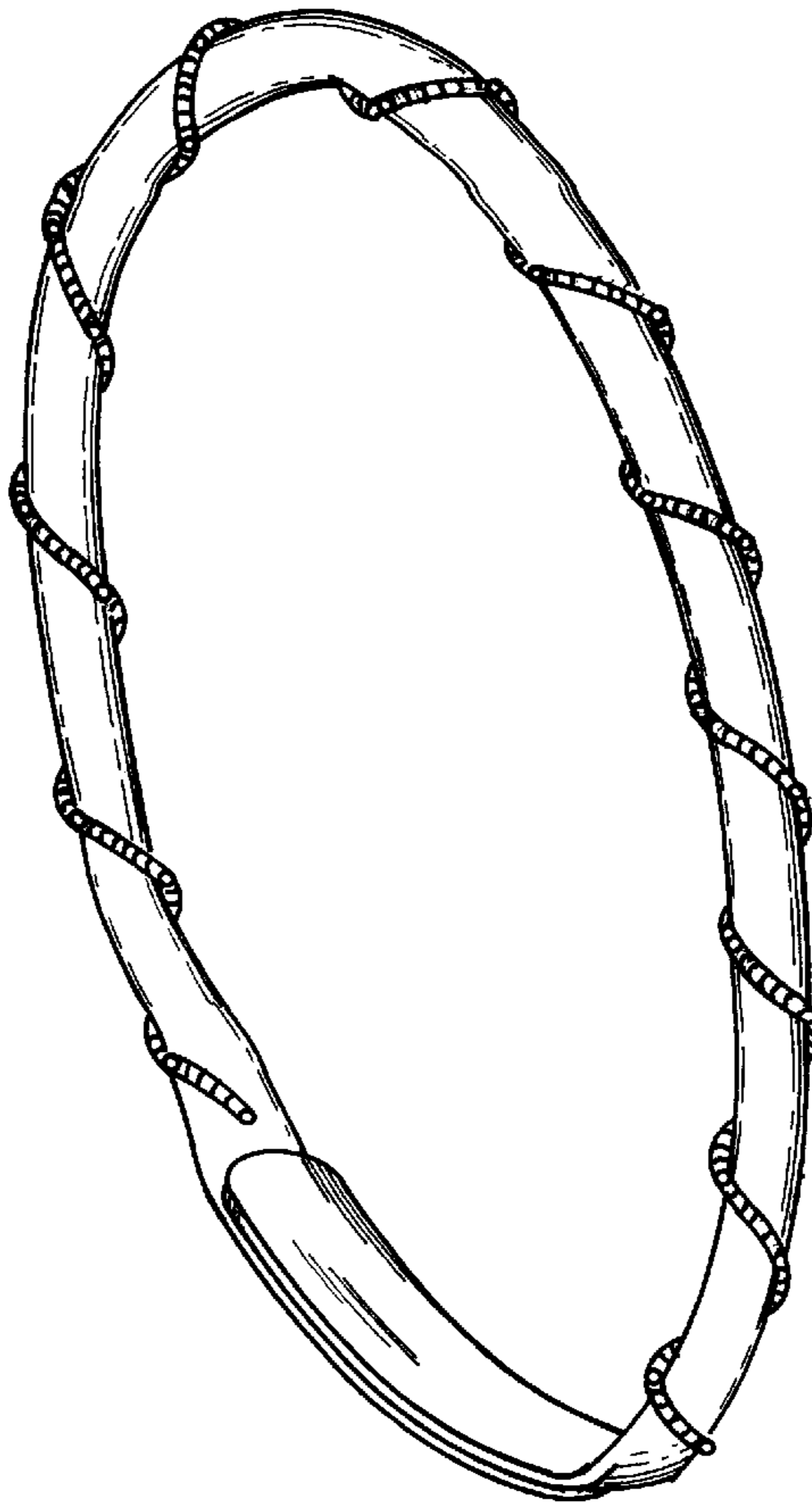
(57) **CLAIM**

I claim the ornamental design for a hair band, as shown and described.

DESCRIPTION

FIG. 1 is a front perspective view of a hair band showing my new design;
 FIG. 2 is a front view thereof with the rear view being a mirror image of the front view;
 FIG. 3 is a left side view thereof;
 FIG. 4 is a right side view thereof;
 FIG. 5 is a top plan view thereof;
 FIG. 6 is a bottom plan view thereof; and,
 FIG. 7 is an enlarged portion of the hair band drawn broken away for ease of illustration.

1 Claim, 2 Drawing Sheets



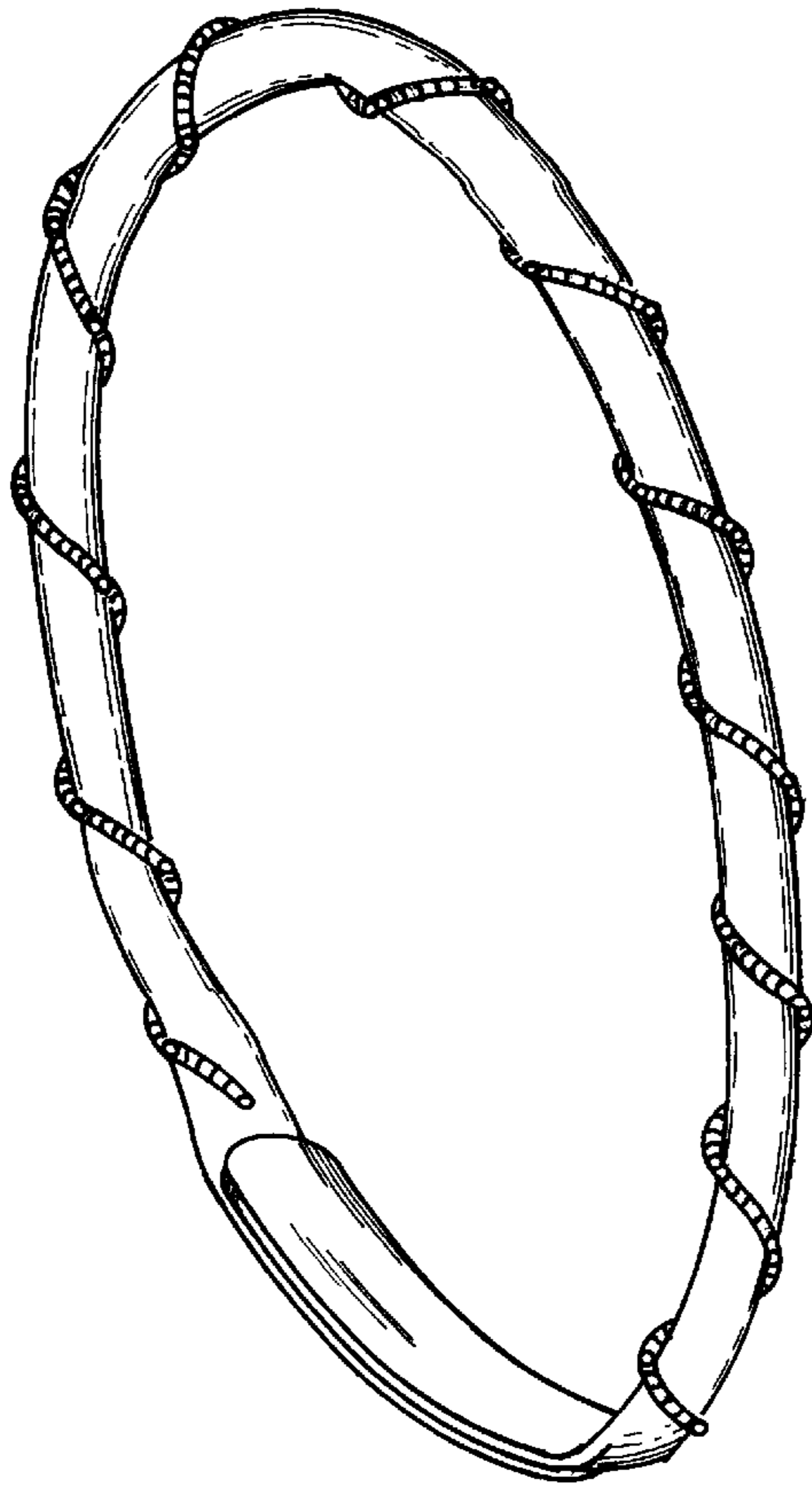


FIG. 1

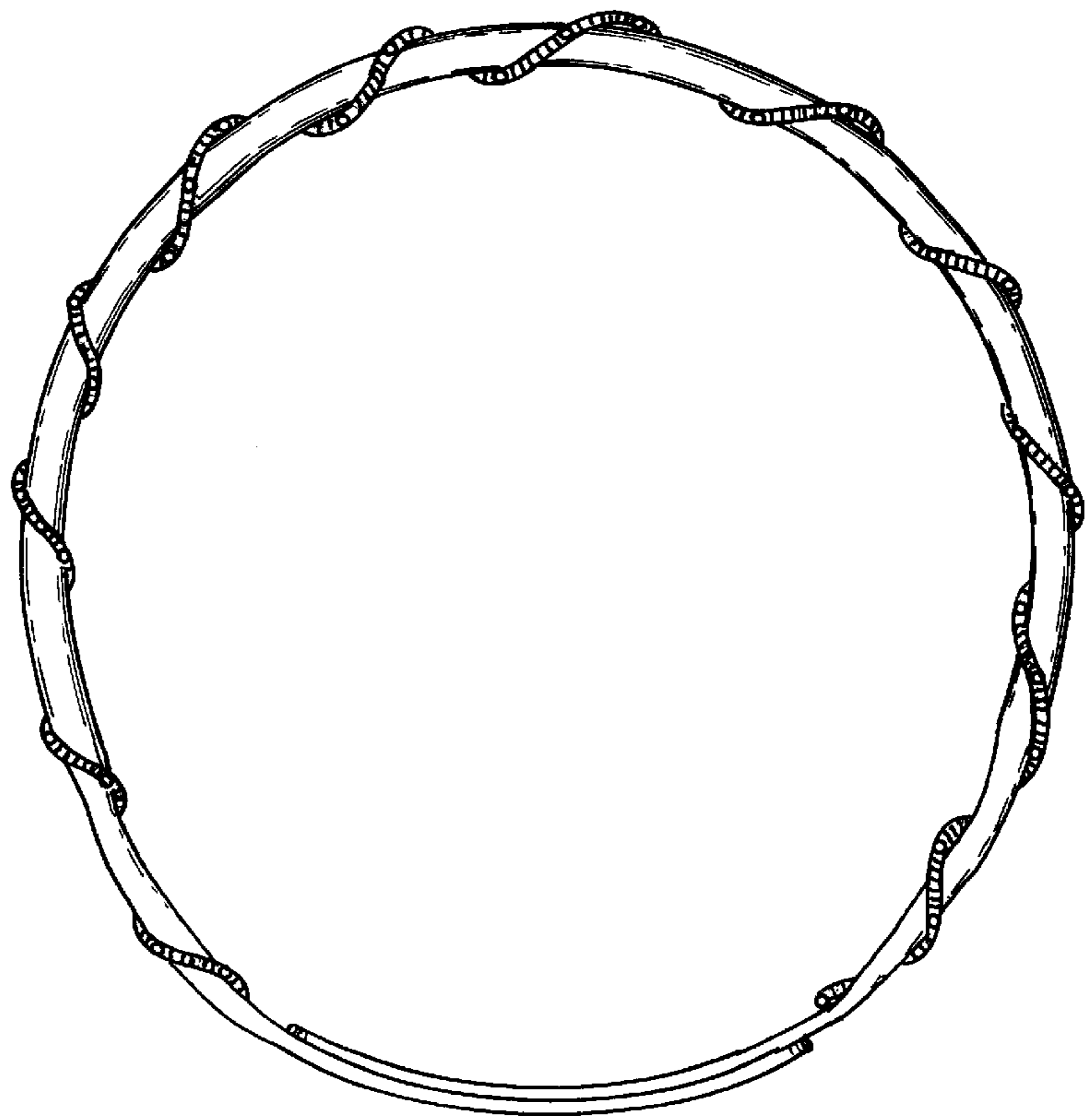


FIG. 2

FIG. 3



FIG. 4



FIG. 5



FIG. 6




FIG. 7

