



US00D441489S

(12) **United States Design Patent**  
**Hutton**

(10) **Patent No.:** **US D441,489 S**

(45) **Date of Patent:** **\*\* May 1, 2001**

(54) **LAMP BASE**

(75) Inventor: **John Hutton**, West Islip, NY (US)

(73) Assignee: **Donghia Furniture/Textiles Ltd.**, New York, NY (US)

(\*\*) Term: **14 Years**

(21) Appl. No.: **29/114,742**

(22) Filed: **Nov. 30, 1999**

(51) **LOC (7) Cl.** ..... **26-03**

(52) **U.S. Cl.** ..... **D26/110**

(58) **Field of Search** ..... D26/93-113, 142;  
362/410-414; D11/143, 144, 146, 152-154

(56) **References Cited**

**U.S. PATENT DOCUMENTS**

D. 352,567 \* 11/1994 Drucker ..... D26/110

D. 353,908 \* 12/1994 Drucker ..... D26/110

**OTHER PUBLICATIONS**

Home Lighting & Accessories, lamp at center of p. 157, Jun. 1998.\*

Home Lighting & Accessories, lamps on p. 121, May 1998.\*

\* cited by examiner

*Primary Examiner*—Alan P. Douglas

*Assistant Examiner*—Linda Brooks

(74) *Attorney, Agent, or Firm*—Heslin & Rothenberg, P.C.

(57) **CLAIM**

The ornamental design for a lamp base, as shown and described.

**DESCRIPTION**

FIG. 1 is a perspective view of the lamp base comprising my new design, the lamp base being symmetric about its vertical axis;

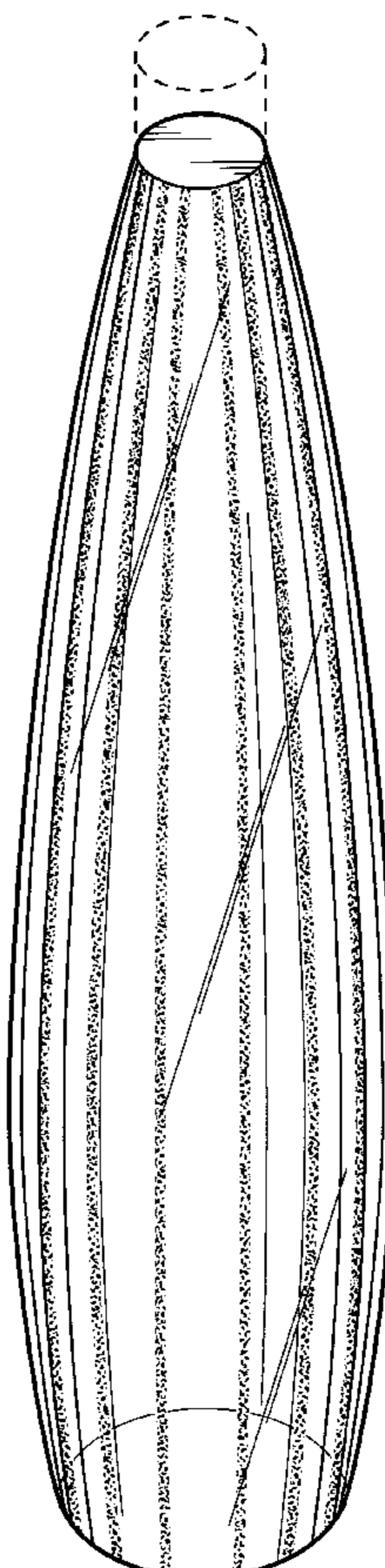
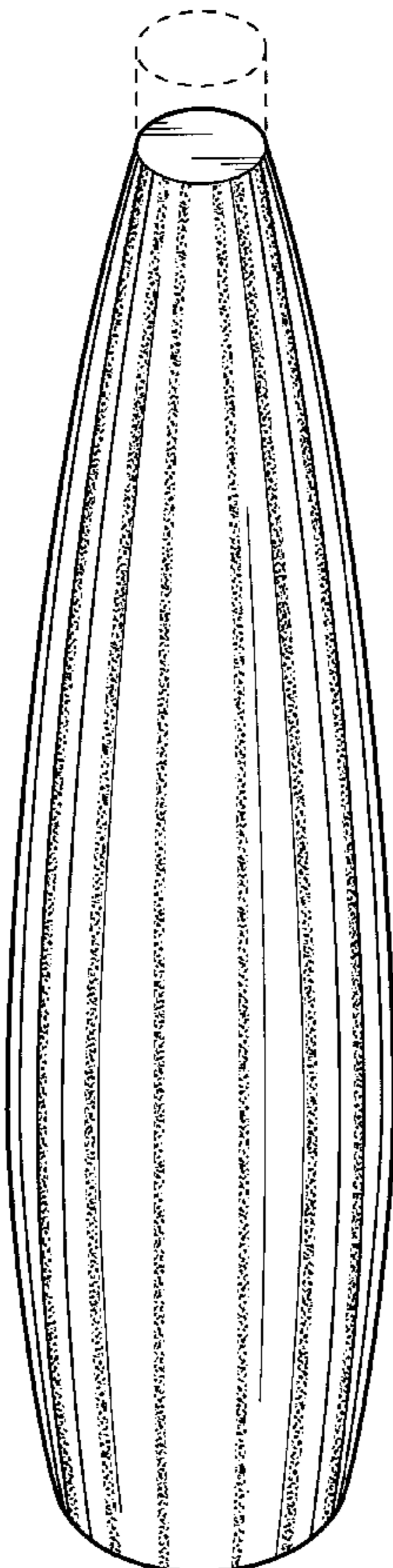
FIG. 2 is an elevational view of my lamp base design;

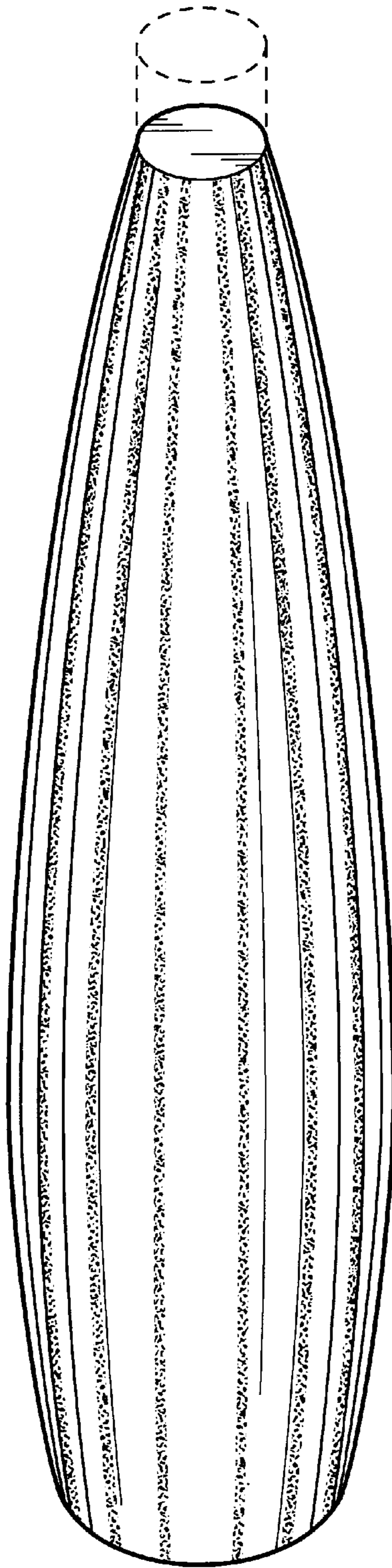
FIG. 3 is a top plan view of my lamp base design; and,

FIG. 4 is a perspective view of an alternative embodiment of my lamp base design as claimed the only difference being the translucent appearance of the surface.

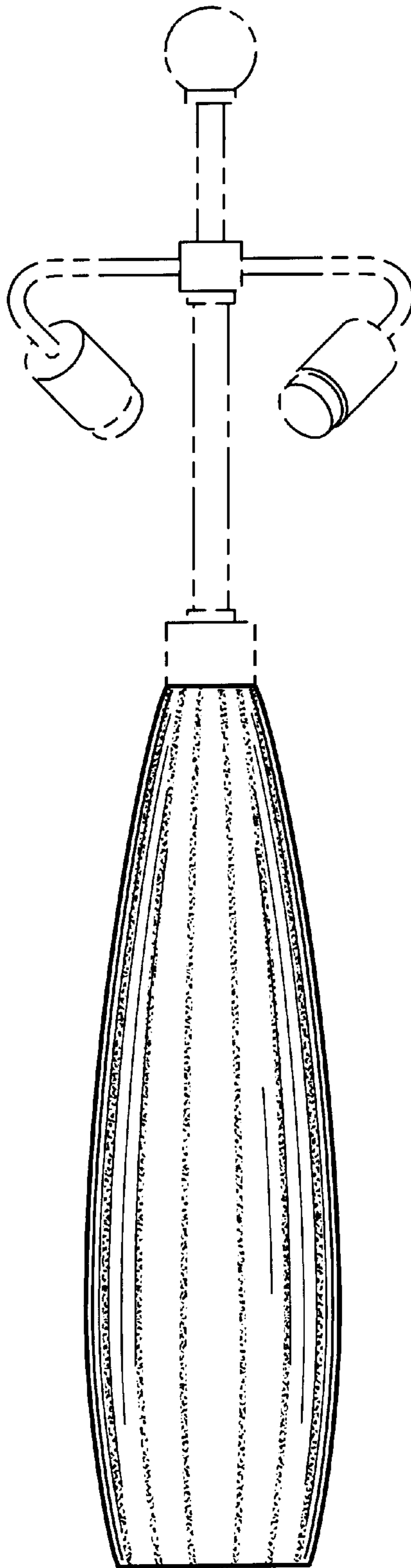
The broken lines shown in FIGS. 1, 2 and 4 are for illustrative purposes only and form no part of the claimed design.

**1 Claim, 4 Drawing Sheets**

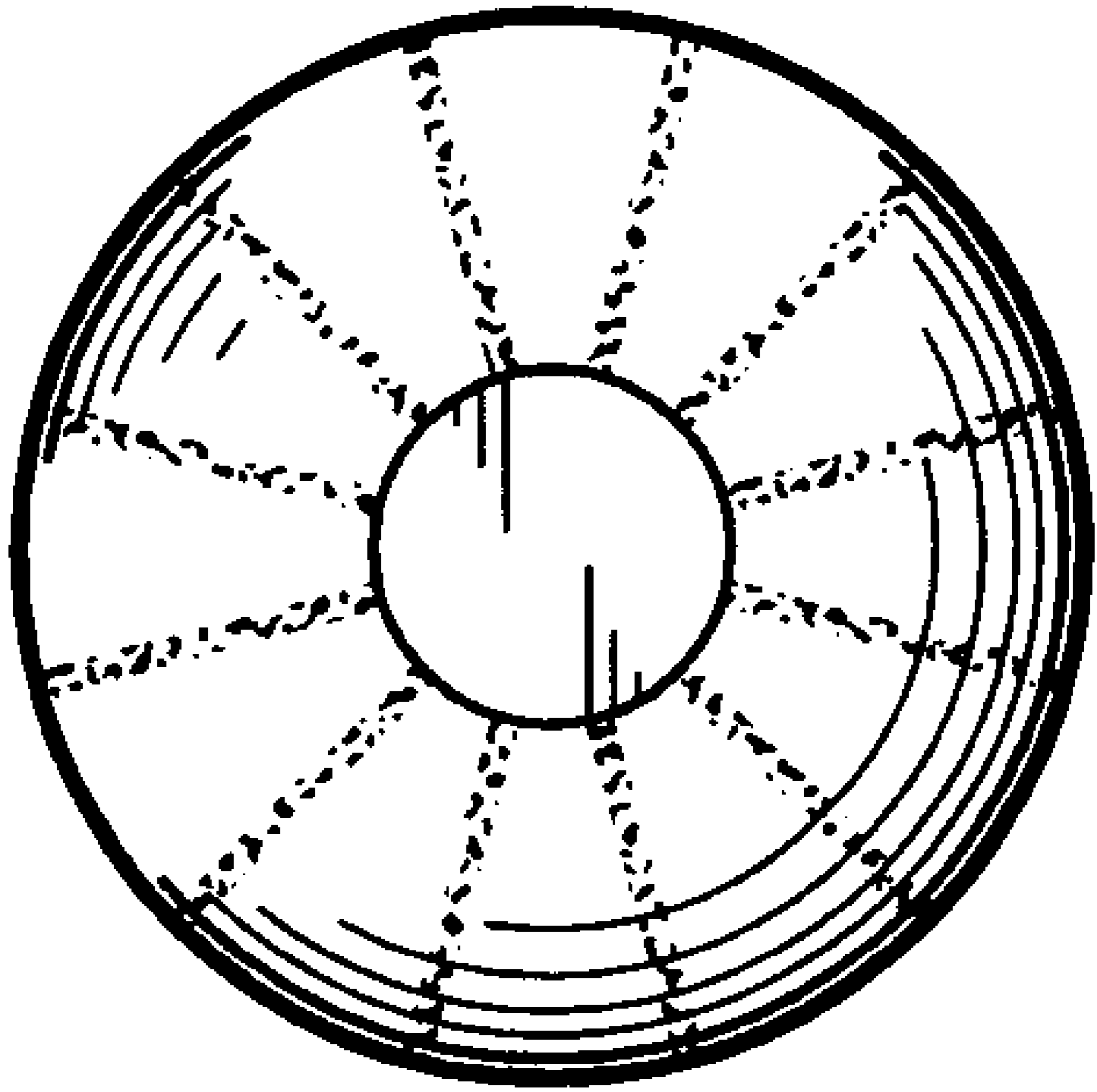




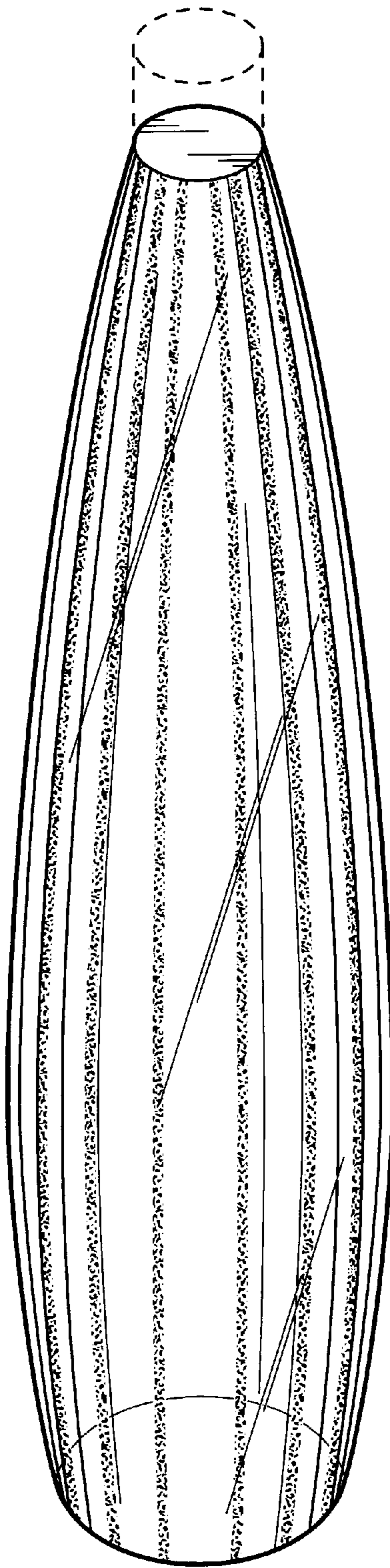
*Fig. 1*



***Fig. 2***



***Fig. 3***



***Fig. 4***