



US00D441479S

(12) **United States Design Patent** (10) **Patent No.:** **US D441,479 S**
McCormick et al. (45) **Date of Patent:** **** May 1, 2001**

(54) **BILLIARD TABLE LIGHT FIXTURE**

(75) Inventors: **William R. McCormick**, Kenosha, WI (US); **David A. Hayes**, Grayslake, IL (US); **Kelly M. Wolcott**; **Theodore J. Caron**, both of Kenosha, WI (US)

(73) Assignee: **Brunswick Bowling & Billiards Corporation**, Muskegon, MI (US)

(**) Term: **14 Years**

(21) Appl. No.: **29/117,089**

(22) Filed: **Jan. 14, 2000**

(51) **LOC (7) Cl.** **26-05**

(52) **U.S. Cl.** **D26/72**

(58) **Field of Search** D26/80-92; 362/147, 362/404-408, 33

(56) **References Cited**

U.S. PATENT DOCUMENTS

- D. 128,478 * 7/1941 Carter, Jr. D26/91
- D. 261,200 * 10/1981 Shaw D26/92 X
- D. 337,845 * 7/1993 Belic D26/76
- 4,300,185 * 11/1981 Wakamatsu 362/33

* cited by examiner

Primary Examiner—Susan J. Lucas

(74) *Attorney, Agent, or Firm*—Price, Heneveld, Cooper, DeWitt & Litton

(57) **CLAIM**

We claim the ornamental design for a billiard table light fixture, as shown.

DESCRIPTION

FIG. 1 is a perspective view showing the top, a first side, and a first end of a billiard table light fixture of the present invention;

FIG. 2 is a top plan view of the billiard table light fixture of the present invention;

FIG. 3 is a side elevational view of the first side of the billiard table light fixture of the present invention;

FIG. 4 is a side elevational view of the first end of the billiard table light fixture of the present invention;


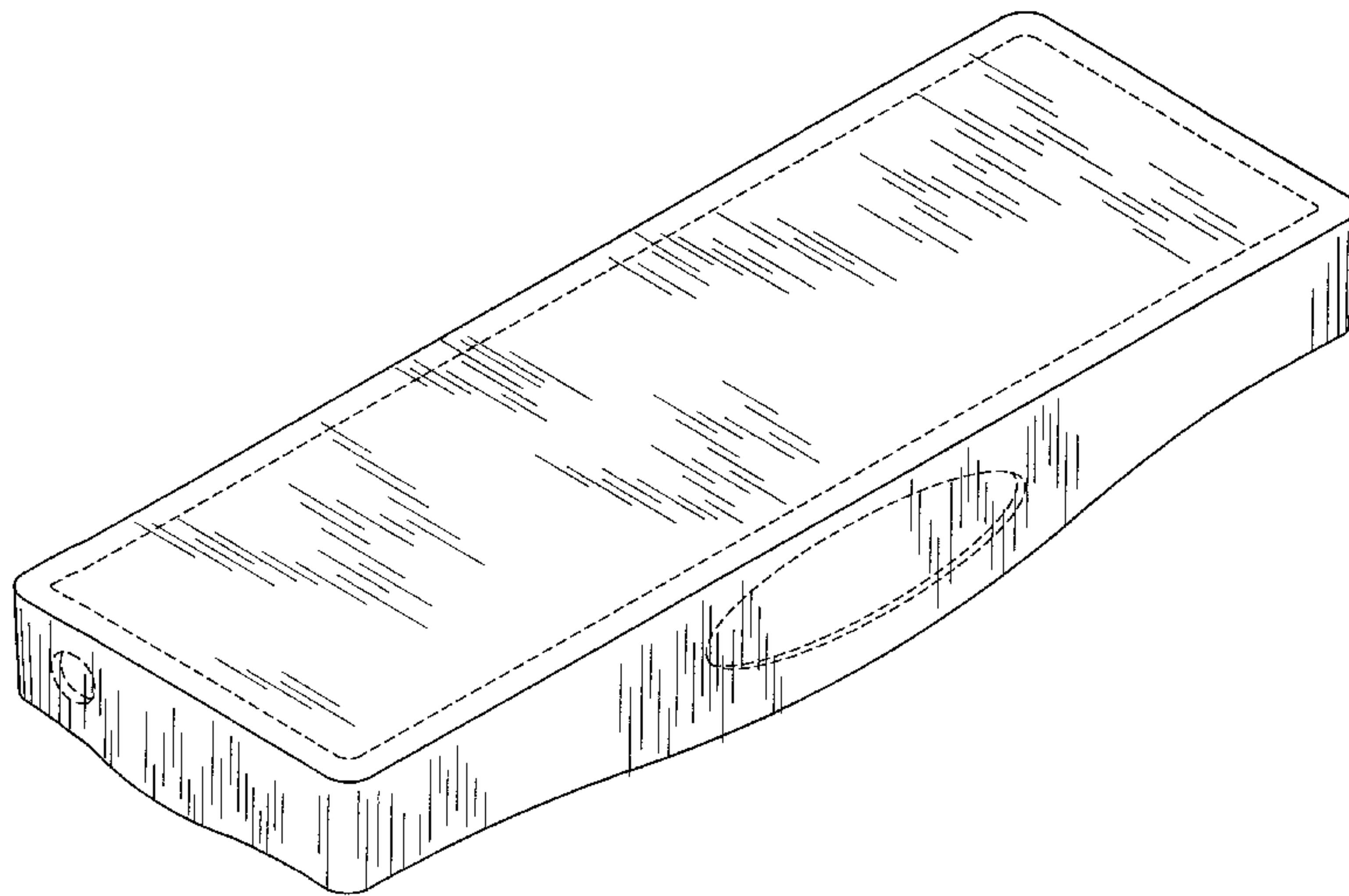
FIG. 5 is a side elevational view of a second side of the billiard table light fixture of the present invention;

FIG. 6 is a side elevational view of a second end of the billiard table light fixture of the present invention; and,

FIG. 7 is a bottom plan view of the billiard table light fixture of the present invention.

The broken lines are shown for illustrative purposes only and form no part of the claimed design.

1 Claim, 3 Drawing Sheets



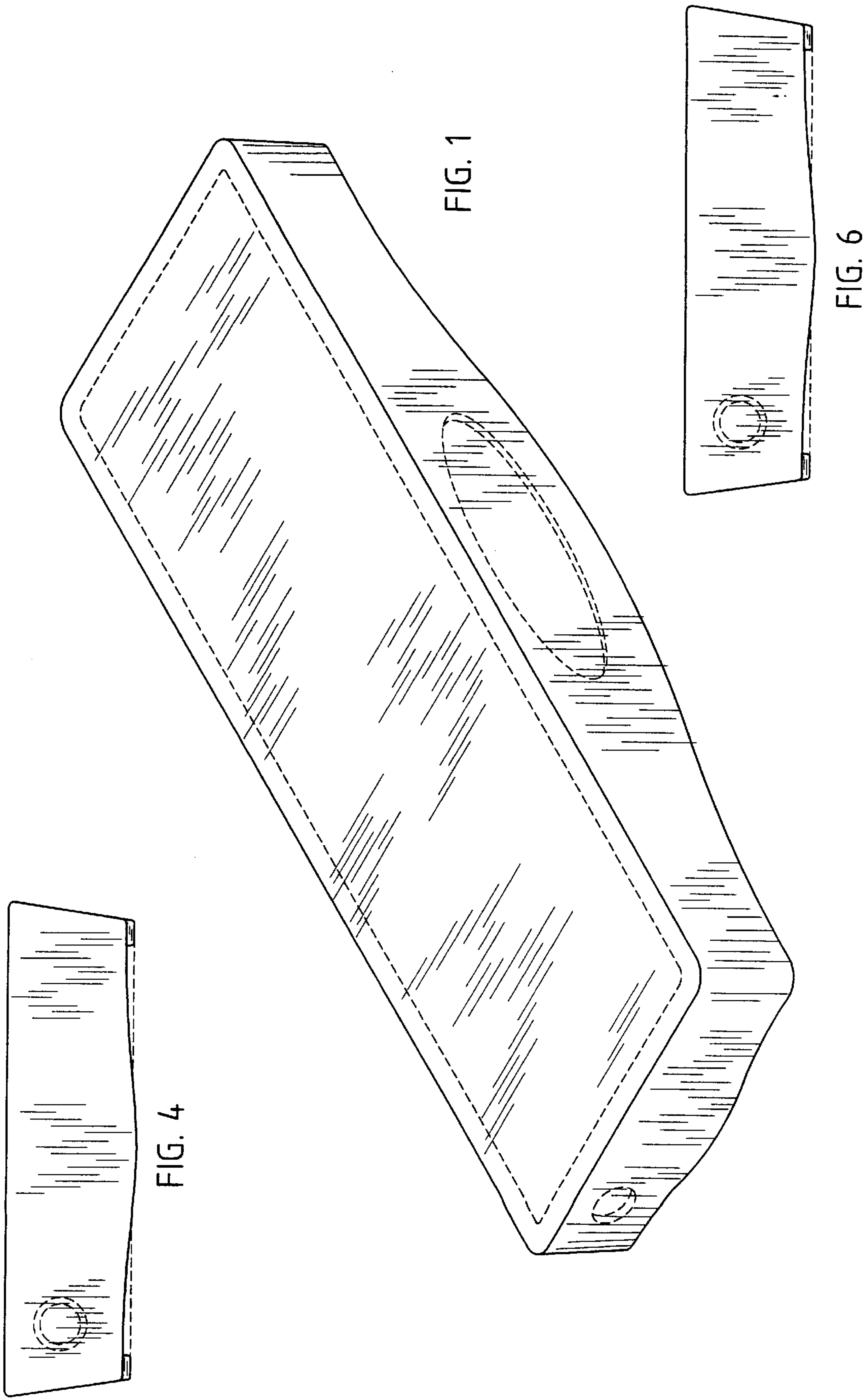


FIG. 1

FIG. 4

FIG. 6

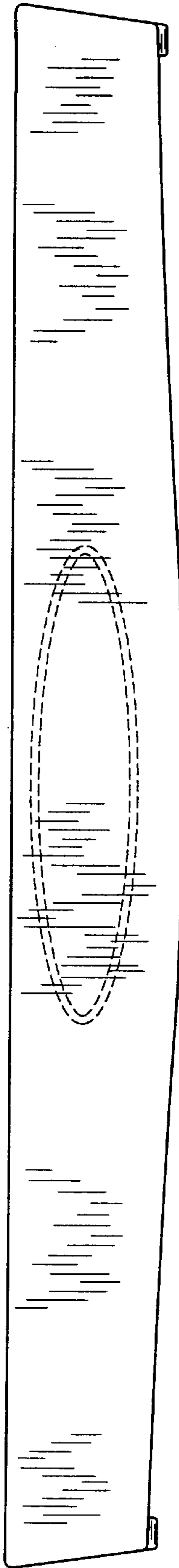


FIG. 3




FIG. 2

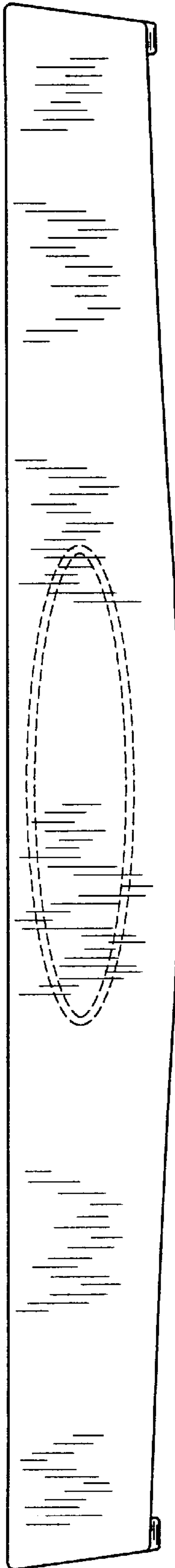


FIG. 5

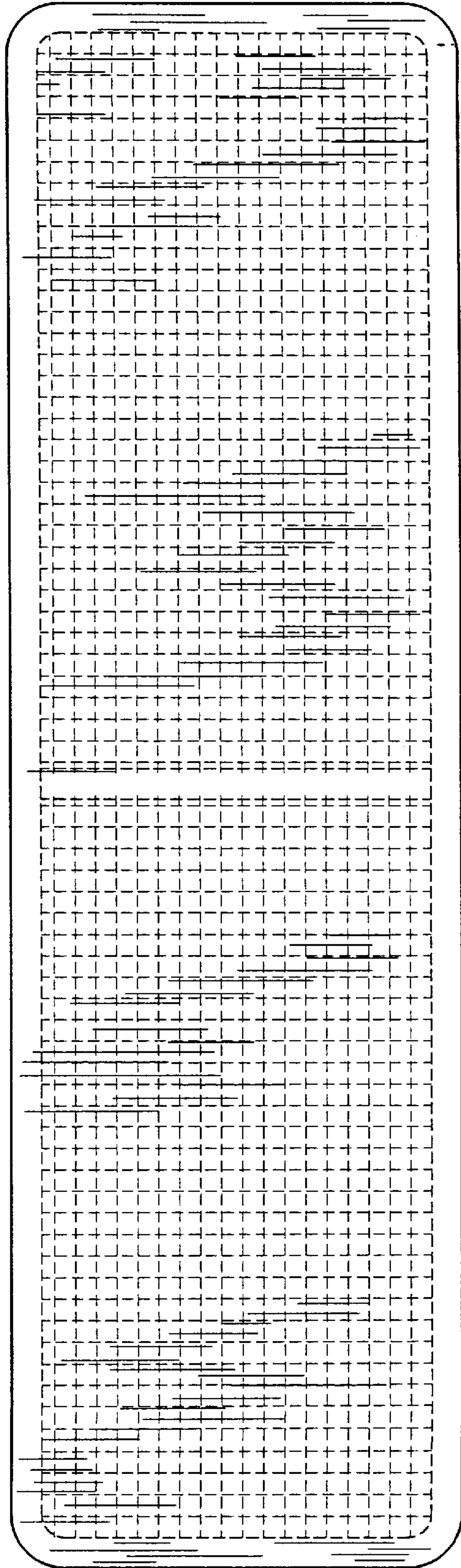


FIG. 7