



US00D441464S

(12) **United States Design Patent** (10) **Patent No.:** **US D441,464 S**  
**Pribyl** (45) **Date of Patent:** **\*\* May 1, 2001**

(54) **STAIR BLOCK FOR USE IN LANDSCAPING**

(75) Inventor: **Gary F. Pribyl**, Cedar Rapids, IA (US)

(73) Assignee: **King's Material, Inc.**, Cedar Rapids, IA (US)

(\*\*) Term: **14 Years**

(21) Appl. No.: **29/102,717**

(22) Filed: **Mar. 26, 1999**

(51) **LOC (7) Cl.** ..... **25-01**

(52) **U.S. Cl.** ..... **D25/118**

(58) **Field of Search** ..... D25/102, 113-118;  
D21/484-486, 488-493, 499-505; 52/574-575,  
596, 604-612; 404/33-42; 405/284-286

(56) **References Cited**

**U.S. PATENT DOCUMENTS**

Re. 34,314	7/1993	Forsberg .	
D. 235,570 *	6/1975	Barton .....	D21/499
D. 284,308 *	6/1986	Risi et al. ....	52/605
D. 298,463	11/1988	Forsberg .	
D. 380,560	7/1997	Forsberg .	
D. 381,086	7/1997	Forsberg .	
D. 384,168	9/1997	Stevenson .	
1,831,858 *	11/1931	Haggard .....	52/606
2,172,051	9/1939	Robbins .	
2,319,203 *	5/1943	Branham .....	D25/117
5,409,325	4/1995	Wu .	
5,479,746	1/1996	Mannonen .	
5,620,283	4/1997	Walter .	
5,678,958	10/1997	Rossi .	
5,702,208 *	12/1997	Hilfiker et al. ....	404/40
5,827,015	10/1998	Woolford et al. .	

**FOREIGN PATENT DOCUMENTS**

538726 *	3/1922	(FR) .....	D25/114
693797 *	7/1953	(GB) .....	52/574

**OTHER PUBLICATIONS**

“Soundblox”, p. 2 from Sweet’s Architecture File, 1970.\*  
Modular Concrete Block, Paving Stone, Jun. 1984.\*  
“Proudfoot Architectural Acoustics” Sweet’s General Building & Renovation Catalog File, 1993.\*  
Besser Parts and Equipment Catalog, “Chimney Block”, p. 11.\*  
Decor Innovative Concrete Systems—“STEP STACKER” brochure no date.  
Borgert Products, Inc. advertising entitled, “Steps Made Eady! With Stair Stackers”.

\* cited by examiner

*Primary Examiner*—Louis S. Zarfaz  
*Assistant Examiner*—Robert A. Delehanty  
(74) *Attorney, Agent, or Firm*—Allan L. Harms

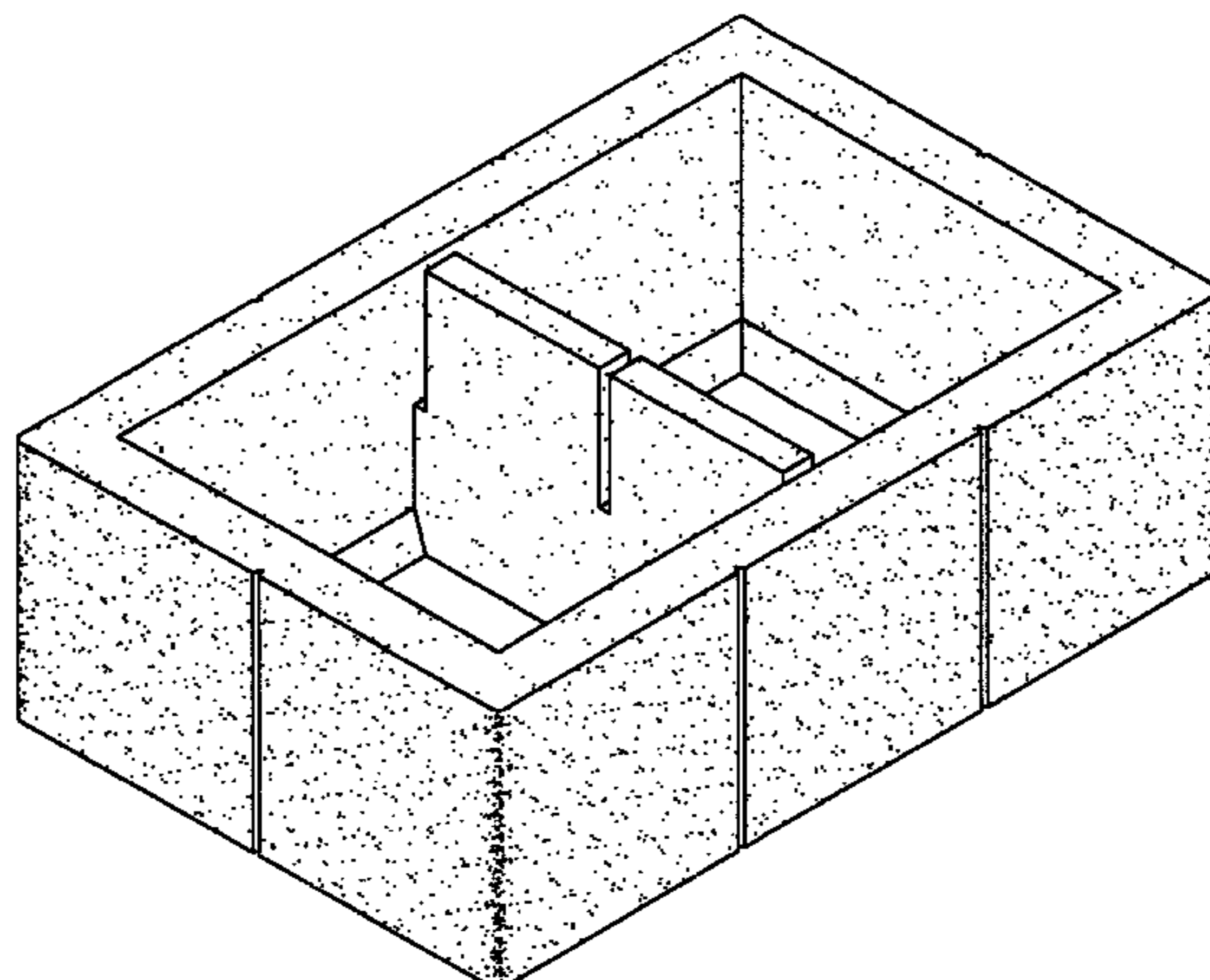
(57) **CLAIM**

I claim the ornamental design for a stair block for use in landscaping, as shown and described.

**DESCRIPTION**

The nature and intended use of the article in which the design is embodied is a block formed of concrete used alone or in multiples to construct stairs or other multilever structures desired in landscaping activities.  
FIG. 1 is a front left perspective view of a stair block for use in landscaping incorporating my new designs.  
FIG. 2 is a top plan view thereof;  
FIG. 3 is a bottom plan view thereof;  
FIG. 4 is a right end elevational view, the left end being a mirror image thereof;  
FIG. 5 is a front elevational view, the rear being a mirror image thereof; and,  
FIG. 6 is a perspective view on a reduced scale of a stair block for use in landscaping, shown in condition of use with other stair blocks and paving blocks.  
The broken line showing of paving stones is for illustrative purposes only and paving stones form no part of the claimed design.

**1 Claim, 4 Drawing Sheets**



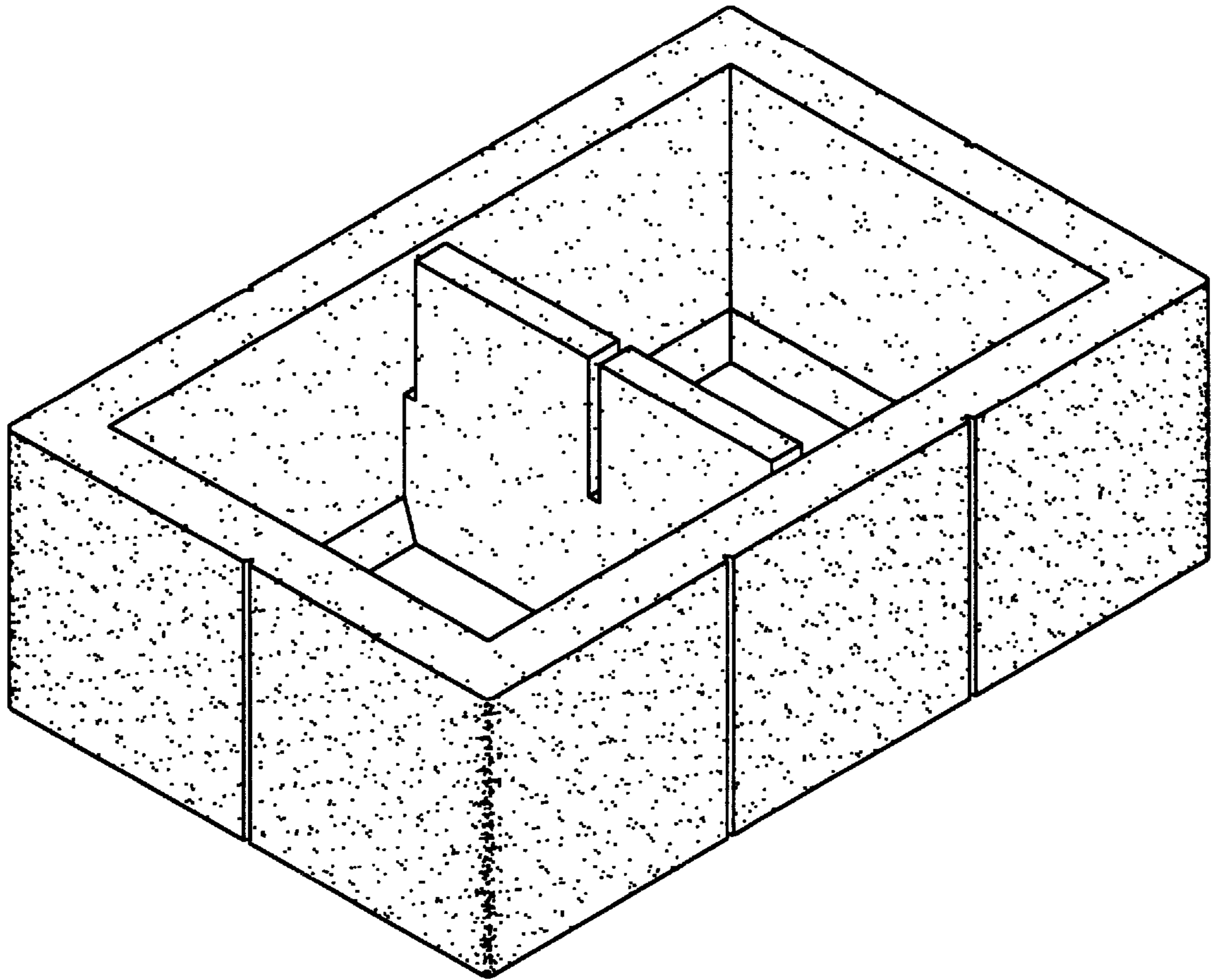


FIGURE 1

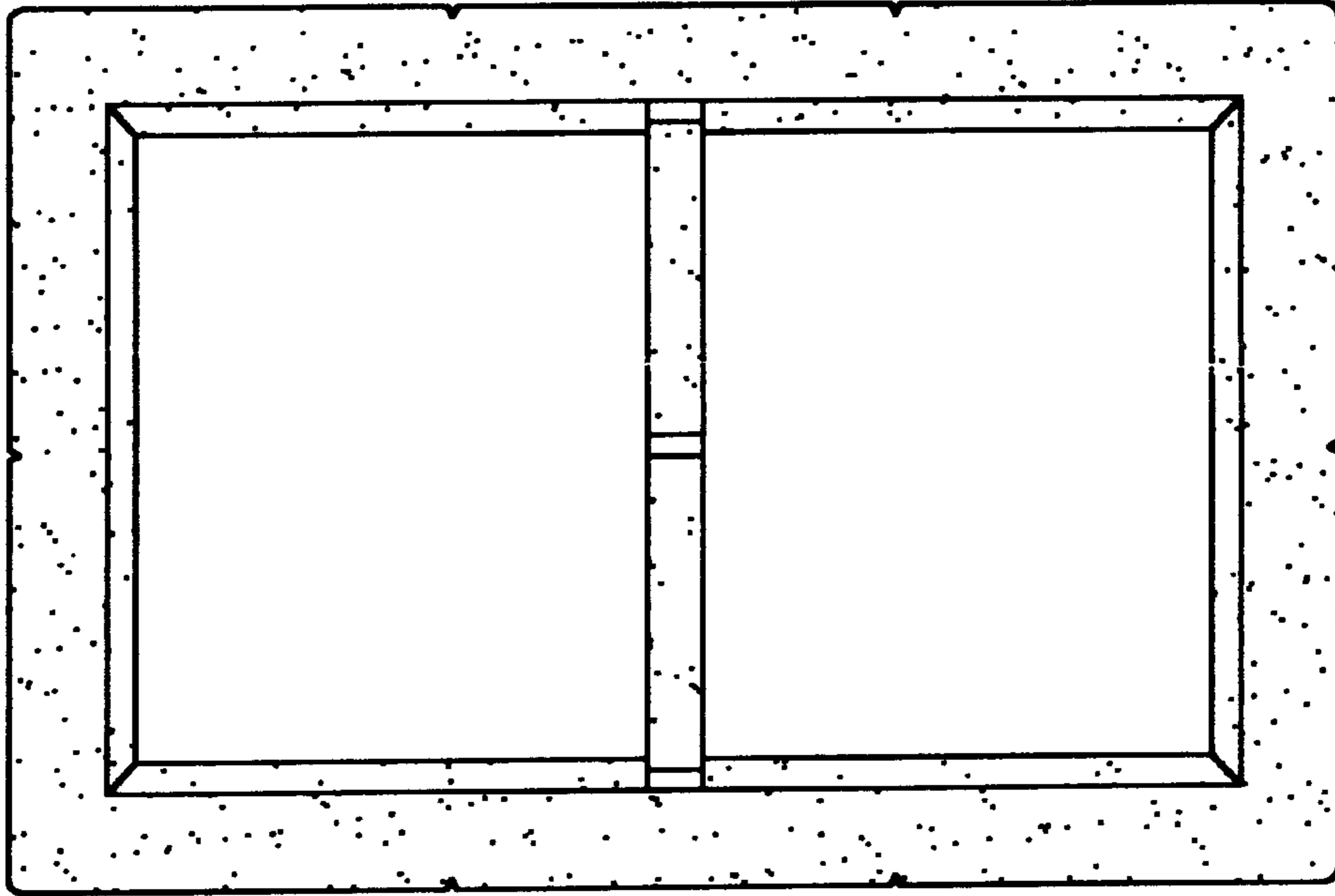


FIGURE 2

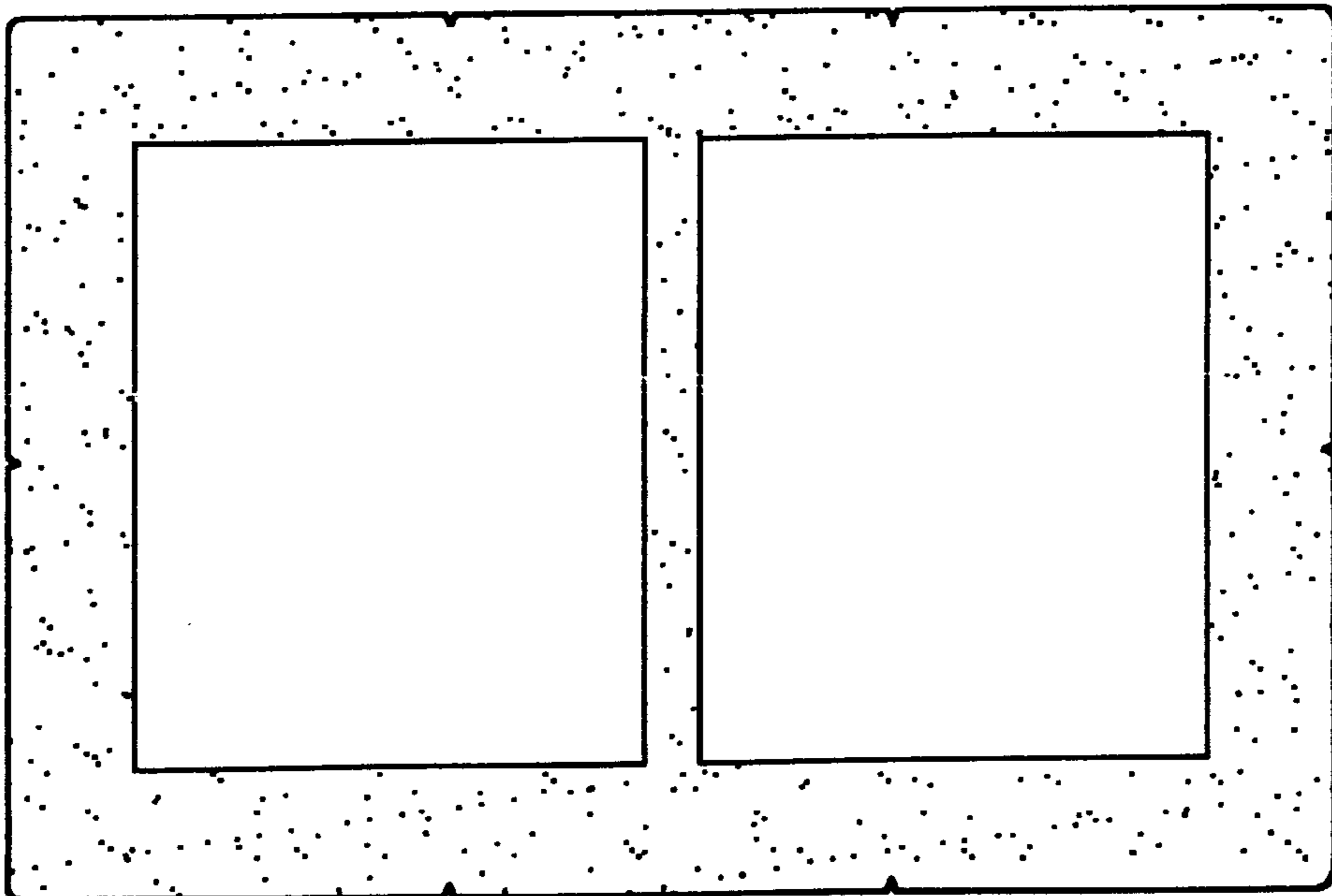


FIGURE 3

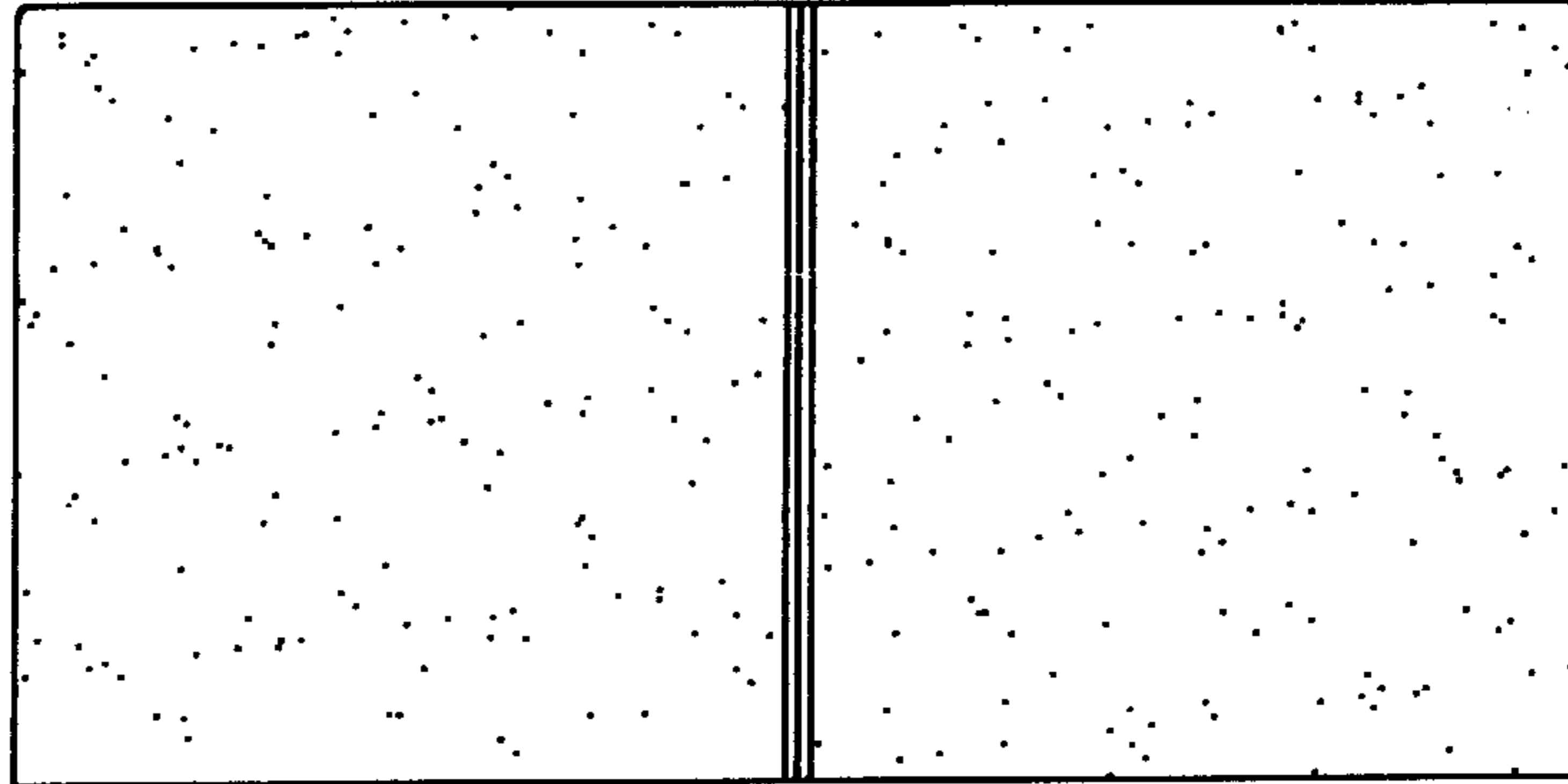


FIGURE 4

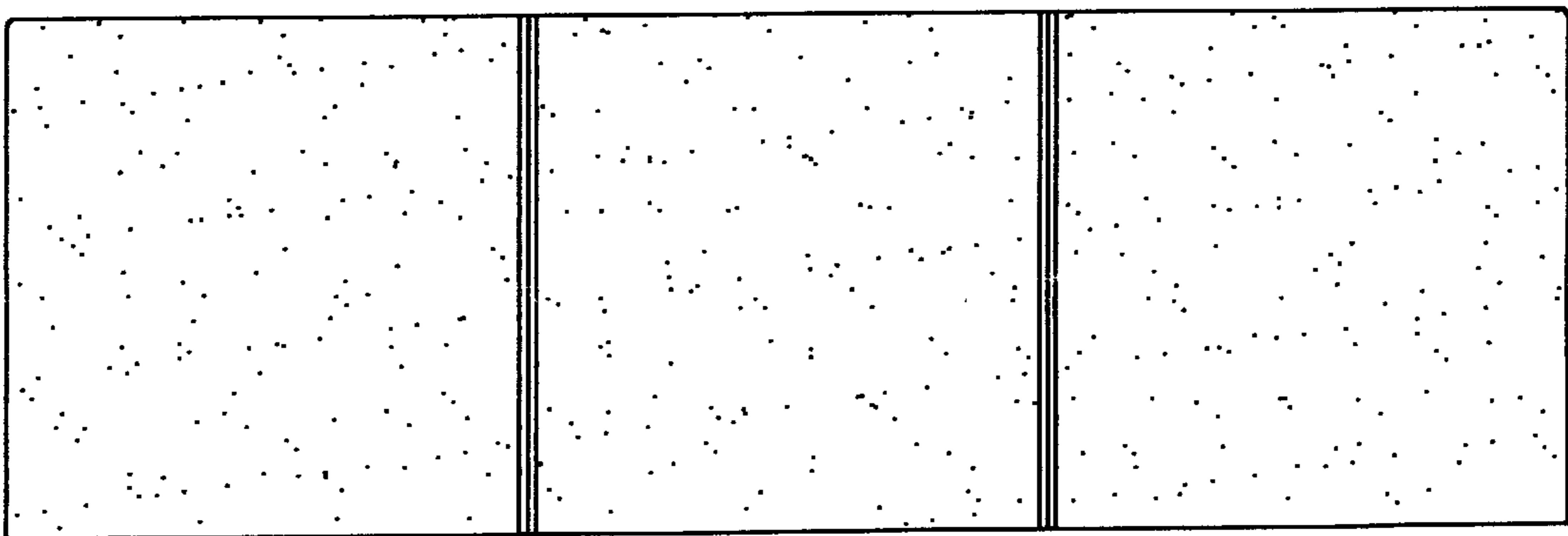


FIGURE 5



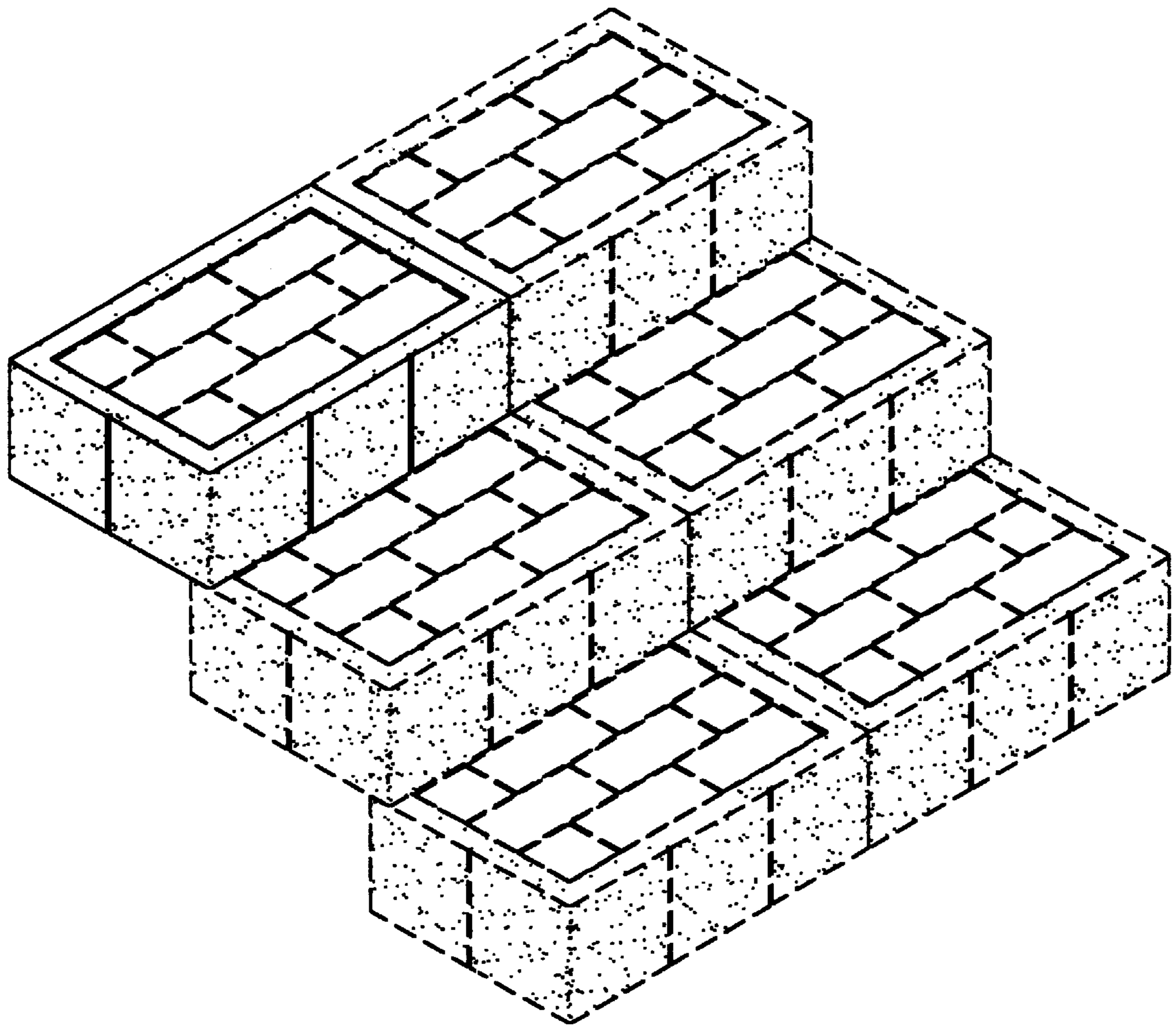


FIGURE 6