

US00D441458S

(12) **United States Design Patent** (10) **Patent No.:** **US D441,458 S**
Petrek (45) **Date of Patent:** **** May 1, 2001**

(54) **PIPETTE TIP**

4,707,337 * 11/1987 Jeffs et al. 422/100
6,066,297 * 5/2000 Torti et al. 422/100

(75) Inventor: **James S. Petrek**, Danville, CA (US)

* cited by examiner

(73) Assignee: **Rainin Instrument Co., Inc.**,
Emeryville, CA (US)

Primary Examiner—Ian Simmons

(**) Term: **14 Years**

(74) *Attorney, Agent, or Firm*—Robert R. Meads

(21) Appl. No.: **29/122,893**

(57) **CLAIM**

(22) Filed: **May 5, 2000**

The ornamental design for a pipette tip, as shown and described.

Related U.S. Application Data

DESCRIPTION

(62) Division of application No. 29/101,532, filed on Mar. 5, 1999.

FIG. 1 is a perspective view of a pipette tip showing our new design;

(51) **LOC (7) Cl.** **24-02**

FIG. 2 is a bottom view thereof;

(52) **U.S. Cl.** **D24/222**

FIG. 3 is a side view thereof;

(58) **Field of Search** D24/222; 422/100, 422/81, 104, 922, 919, 924, 101; 73/863.32, 864.09, 864.14, 864.18, 864.02, 864.11

FIG. 4 is a perspective view of a second embodiment of a pipette tip showing our new design;

FIG. 5 is a bottom view thereof; and,


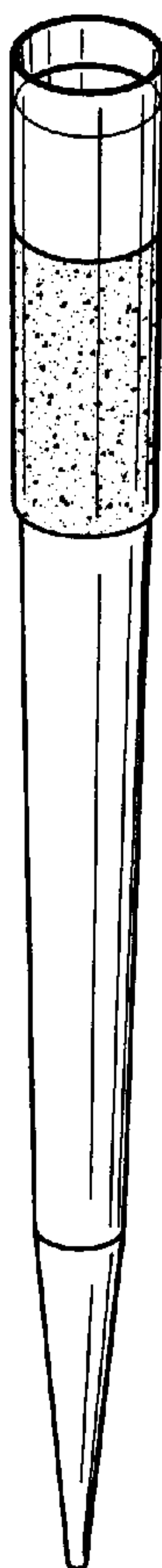
(56) **References Cited**

FIG. 6 is a side view thereof.

U.S. PATENT DOCUMENTS

D. 274,652 * 7/1984 DeVaughn D24/222

1 Claim, 2 Drawing Sheets



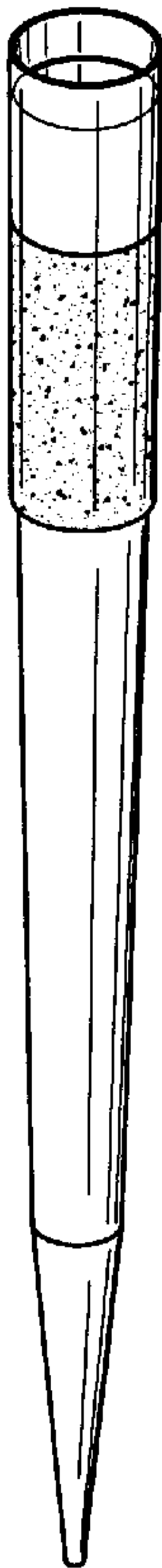


Fig. 1

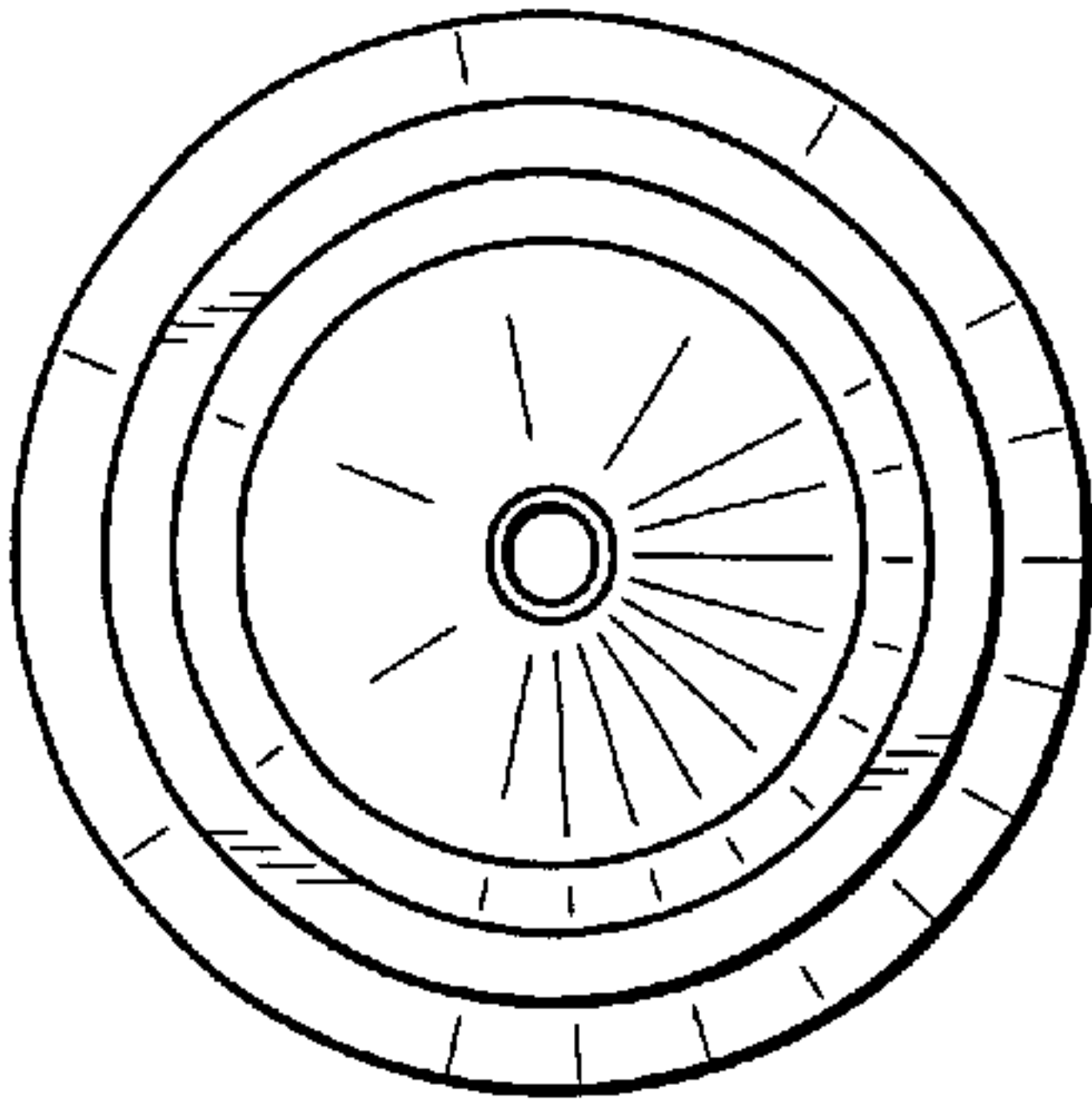


Fig. 2

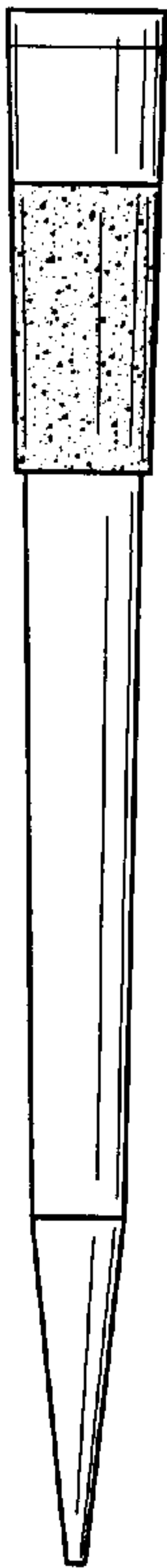


Fig. 3



Fig. 4

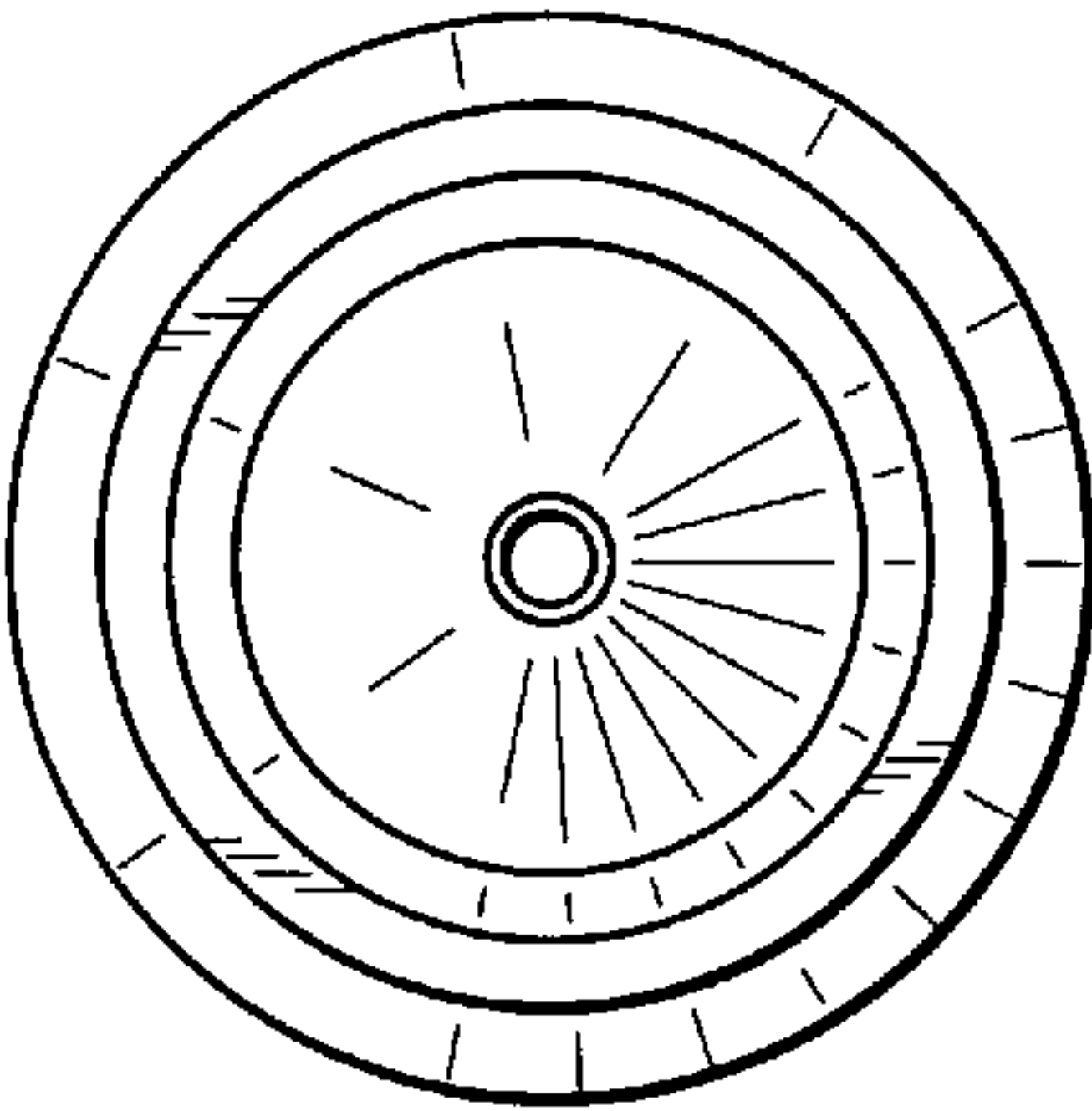


Fig. 5

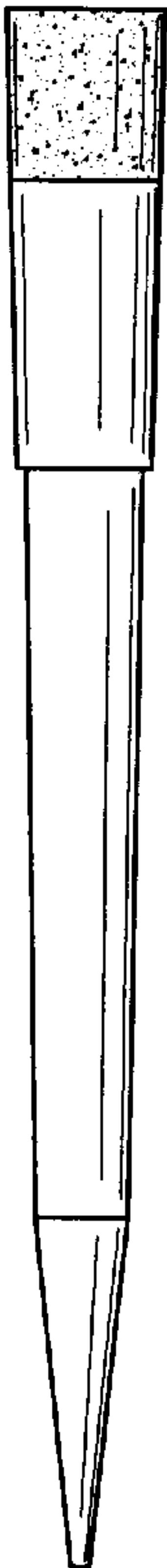


Fig. 6