



US00D441434S

(12) **United States Design Patent**
Dretzka

(10) **Patent No.:** **US D441,434 S**

(45) **Date of Patent:** **** May 1, 2001**

(54) **BAR FAUCET SPOUT**

(75) **Inventor:** **Lizabeth Dretzka**, Cleveland Heights, OH (US)

(73) **Assignee:** **Moen Incorporated**, North Olmsted, OH (US)

(*) **Notice:** This patent is subject to a terminal disclaimer.

(**) **Term:** **14 Years**

(21) **Appl. No.:** **29/128,401**

(22) **Filed:** **Aug. 24, 2000**

(51) **LOC (7) Cl.** **23-01**

(52) **U.S. Cl.** **D23/255**

(58) **Field of Search** D23/238-243,
D23/250-257; 4/675-678; 137/801

(56) **References Cited**

U.S. PATENT DOCUMENTS

- D. 200,622 3/1965 Whitener, Jr. .
- D. 276,259 11/1984 Miller .
- D. 280,010 8/1985 Miller et al. .
- D. 286,561 11/1986 Yost .
- D. 287,747 1/1987 Miller et al. .
- D. 288,835 3/1987 Yost .
- D. 295,551 5/1988 Yost .
- D. 296,461 6/1988 Yost .
- D. 312,495 11/1990 Joerger .
- D. 314,813 2/1991 Jans .
- D. 318,906 8/1991 Spangler .
- D. 320,645 10/1991 Knapp et al. .
- D. 321,750 11/1991 Spangler .
- D. 327,529 6/1992 Dannenberg .
- D. 327,944 7/1992 Stairs, Jr. et al. .
- D. 328,782 8/1992 Paterson et al. .
- D. 329,083 9/1992 Dannenberg .
- D. 331,275 11/1992 Knapp .
- D. 337,812 7/1993 Bray .
- D. 350,390 9/1994 Bollenbacher .
- D. 352,095 11/1994 Bollenbacher .
- D. 363,974 11/1995 Doughty et al. .
- D. 363,975 11/1995 Doughty et al. .
- D. 364,215 11/1995 Starck .
- D. 366,517 1/1996 Doughty et al. .

- D. 368,302 3/1996 Doughty et al. .
- D. 373,179 8/1996 Sieger .
- D. 373,617 9/1996 Doughty et al. .
- D. 374,478 10/1996 Doughty et al. .
- D. 374,706 10/1996 Doughty et al. .
- D. 374,707 10/1996 Doughty et al. .
- D. 375,142 10/1996 Doughty et al. .
- D. 375,144 10/1996 Doughty et al. .
- D. 375,147 10/1996 Doughty et al. .
- D. 376,413 12/1996 Kergoet .
- D. 377,517 1/1997 Doughty et al. .
- D. 381,400 7/1997 Doughty et al. .
- D. 381,401 7/1997 Doughty et al. .
- D. 382,330 8/1997 Doughty et al. .
- D. 384,130 9/1997 Doughty et al. .
- D. 384,131 9/1997 Doughty et al. .
- D. 384,132 9/1997 Doughty et al. .
- D. 406,323 3/1999 Snyder .
- D. 406,876 3/1999 Ko .
- D. 409,292 5/1999 Hyde et al. .
- D. 418,202 12/1999 Warshawsky et al. .
- D. 418,578 1/2000 Warshawsky et al. .

OTHER PUBLICATIONS

Kohler Catalog—Bodies of Water, p. 2.71, Corialis Decorator faucet, upper right of page, Jul. 1994.*

* cited by examiner

Primary Examiner—Louis S. Zarfes

Assistant Examiner—Gregory Andoll

(74) *Attorney, Agent, or Firm*—Cook, Alex, McFarron, Manzo, Cummings & Mehler, Ltd.

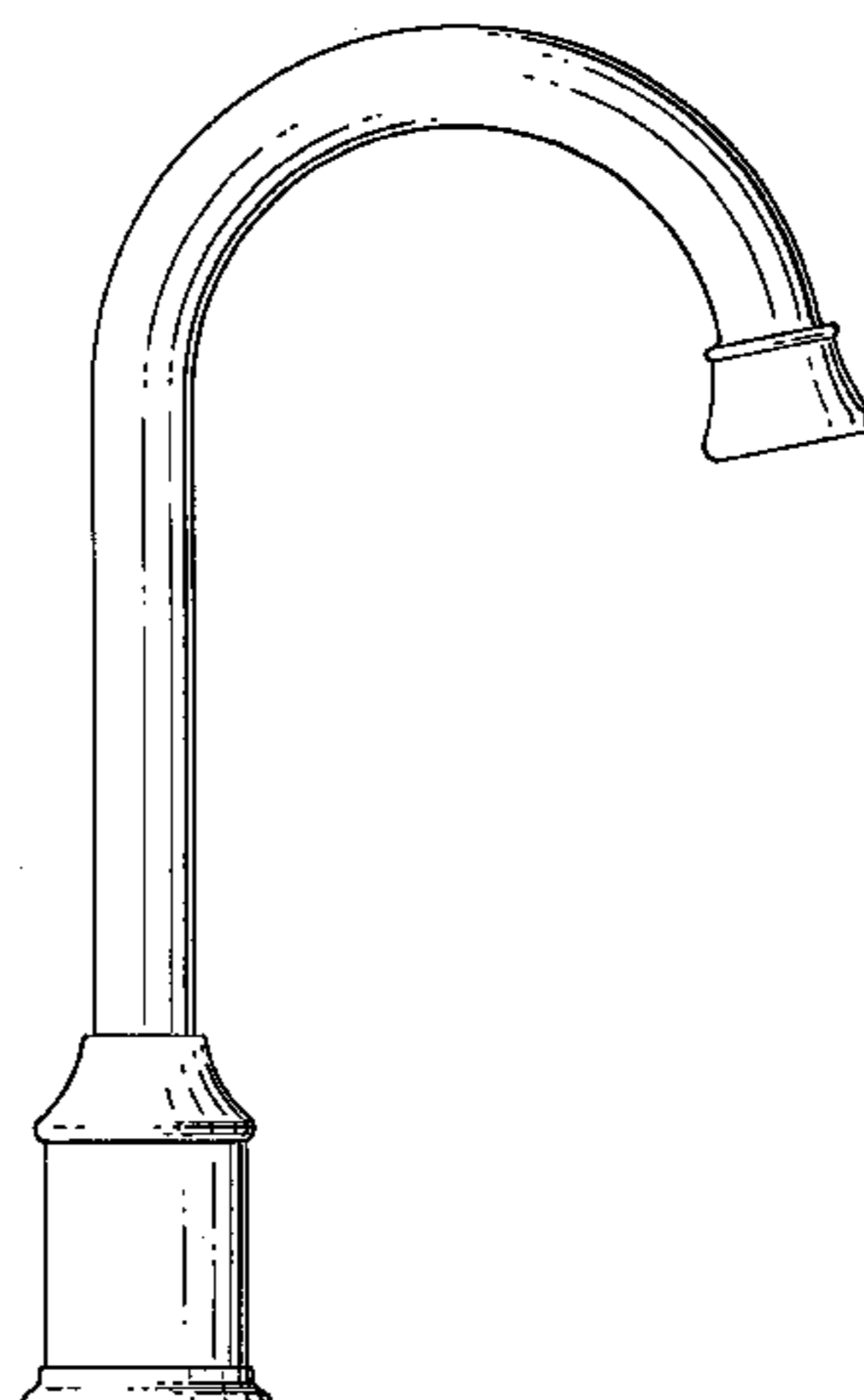
(57) **CLAIM**

The ornamental design for a bar faucet spout, as shown and described.

DESCRIPTION

FIG. 1 is a perspective view of my new design for a bar faucet spout;
 FIG. 2 is a left side view thereof, the right side being the same as the left side;
 FIG. 3 is a top view thereof;
 FIG. 4 is a front view thereof;
 FIG. 5 is a rear view thereof; and,
 FIG. 6 is a bottom view thereof.

1 Claim, 2 Drawing Sheets



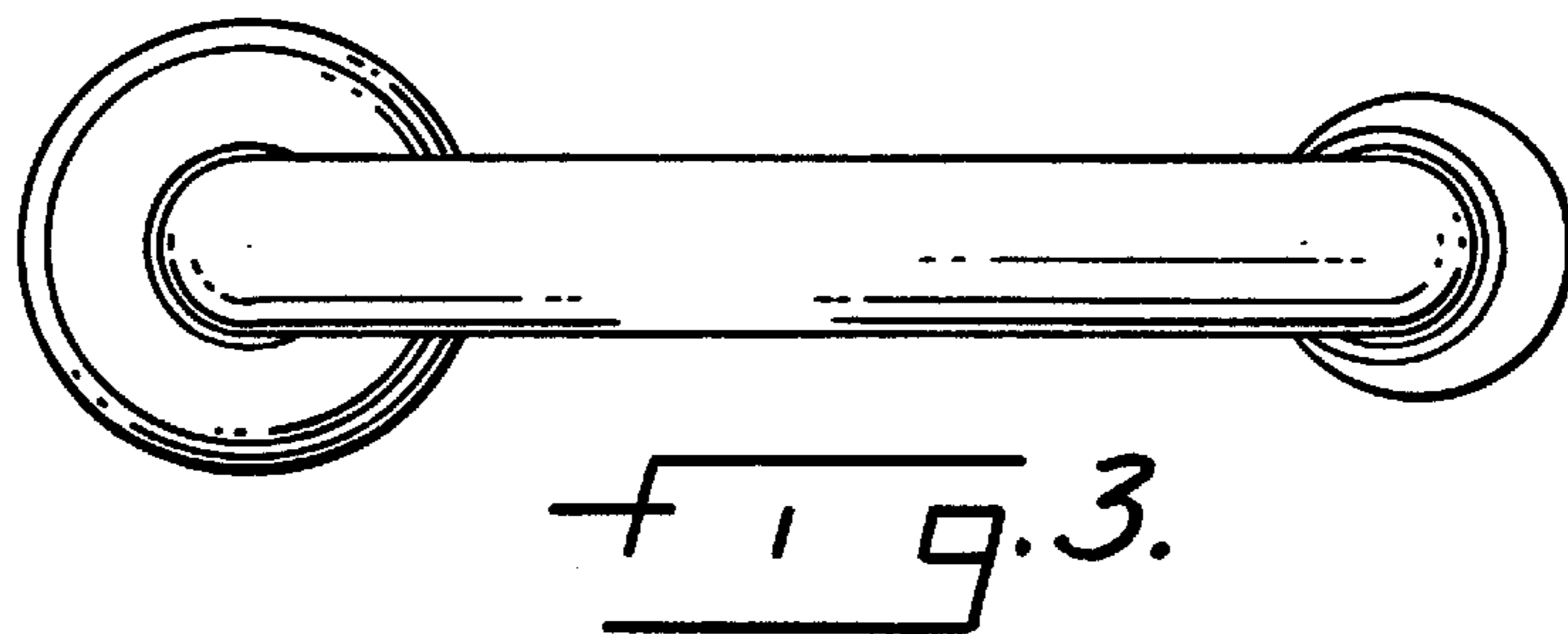
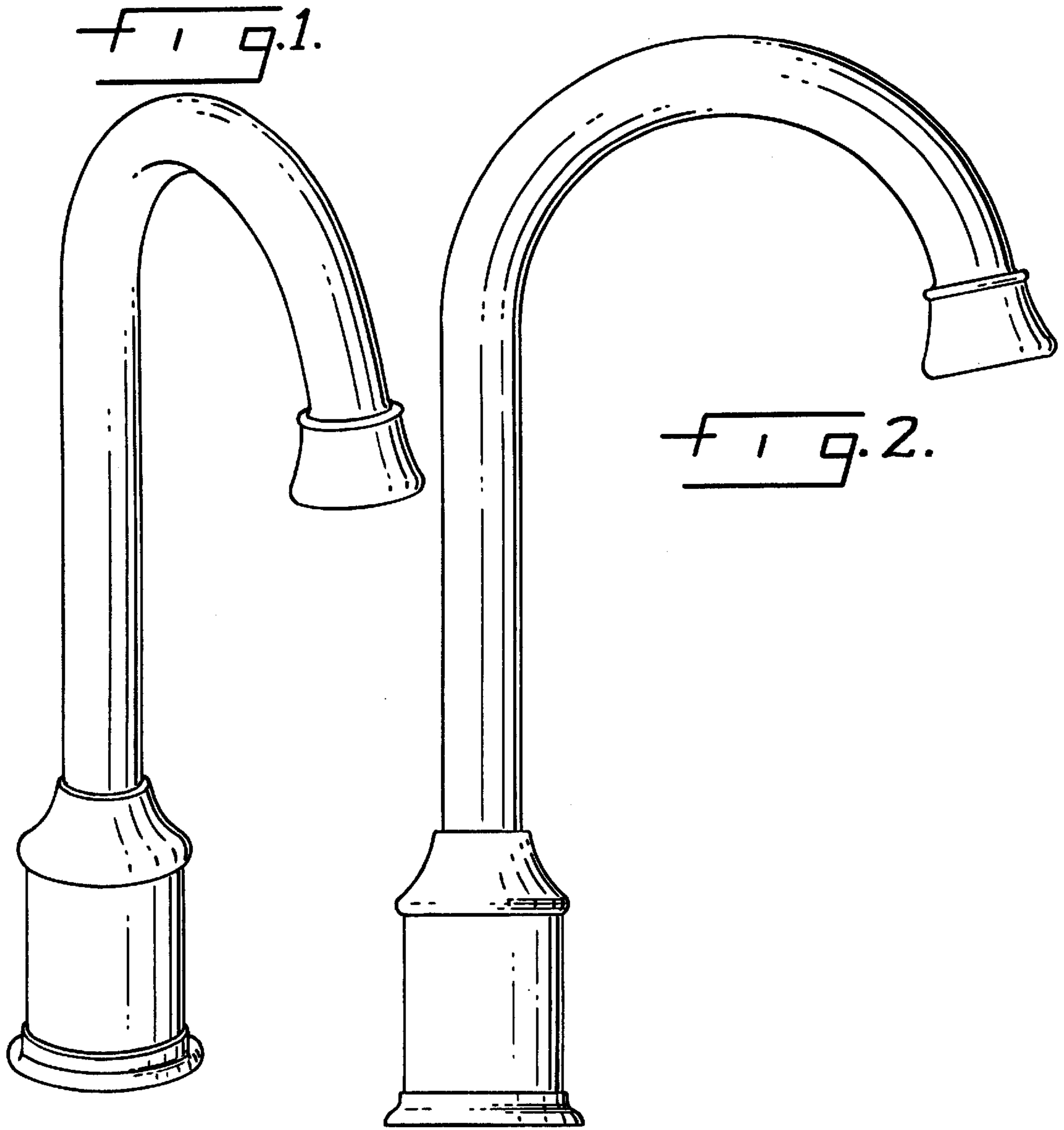


Fig. 4.

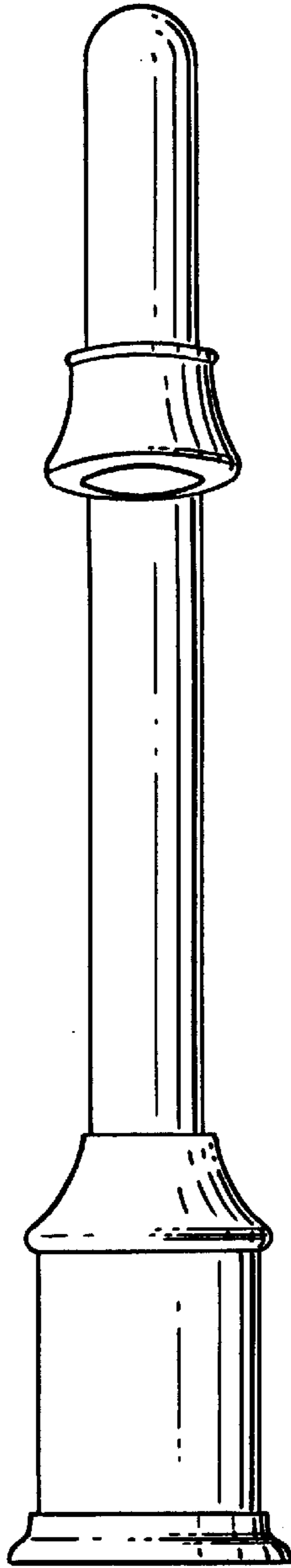


Fig. 5.


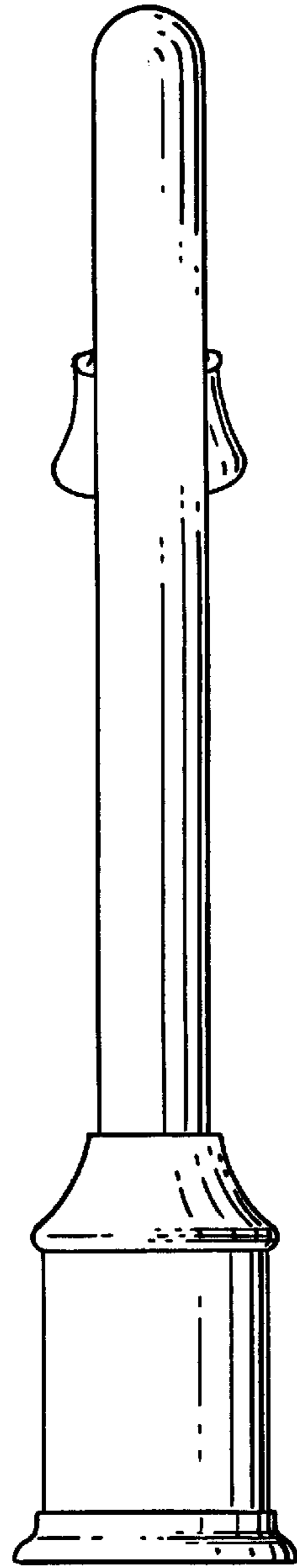


Fig. 6.