



US00D441420S

(12) **United States Design Patent**
McFarland

(10) **Patent No.:** **US D441,420 S**

(45) **Date of Patent:** **** May 1, 2001**

(54) **BAIT FISH FISHING ROD**

6,003,263 * 12/1999 Thurber et al. 43/18.1

(76) Inventor: **Roy McFarland**, 3415 S. Dixie Hwy.,
West Palm Beach, FL (US) 33405

* cited by examiner

(**) Term: **14 Years**

Primary Examiner—Louis S. Zarfaz
Assistant Examiner—Catherine R. Oliver
(74) *Attorney, Agent, or Firm*—McHale & Slavin

(21) Appl. No.: **29/121,621**

(57) **CLAIM**

(22) Filed: **Apr. 11, 2000**

The ornamental design for a bait fish fishing rod, as shown and described.

(51) **LOC (7) Cl.** **22-05**

(52) **U.S. Cl.** **D22/142**

(58) **Field of Search** D22/142, 137,
D22/138, 139; 43/18.1, 24, 25, 42.74, 19

DESCRIPTION

(56) **References Cited**

U.S. PATENT DOCUMENTS

D. 301,601	*	6/1989	Bice	D22/142
2,537,488	*	1/1951	Stoner	43/18.1
2,816,389	*	12/1957	Sens	43/18.1
3,862,509	*	1/1975	Petersen, Jr.	43/18.1
4,183,163	*	1/1980	Reimer	43/24
5,241,773	*	9/1993	Burgh	43/18.1
5,592,773	*	1/1997	Perry	43/25

FIG. 1 is a side elevational view of the bait fish fishing rod having a reel and line depicted;
FIG. 2 is a top view the bait fish fishing rod;
FIG. 3 is a bottom view thereof;
FIG. 4 is an enlarged end view thereof;
FIG. 5 is an enlarged tip view thereof; and,
FIG. 6 is a partial view of FIG. 1 depicting the grip sections and line entry.

The broken line showing of environment in FIG. 1 is for illustrative purposes only and forms no part of the claimed design.

1 Claim, 1 Drawing Sheet

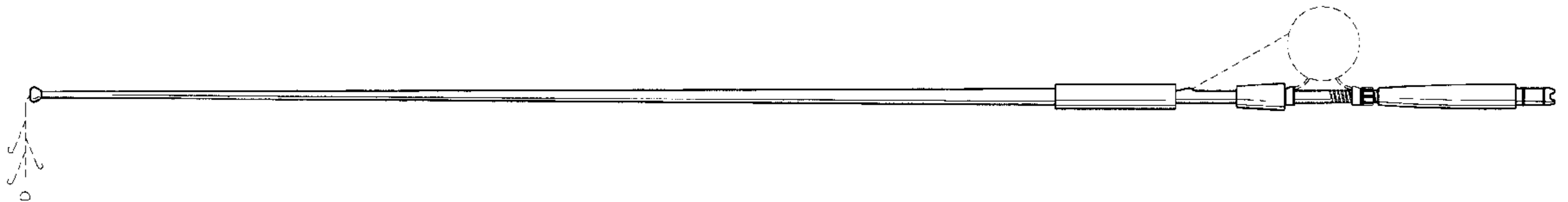


FIG. 1

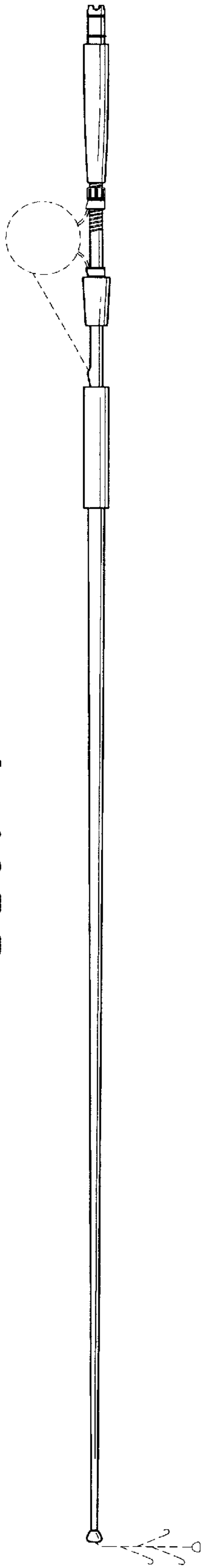


FIG. 2



FIG. 3



FIG. 4




FIG. 6

