



US00D441398S

(12) **United States Design Patent**
Owen et al.

(10) **Patent No.:** **US D441,398 S**

(45) **Date of Patent:** **** May 1, 2001**

(54) **WRITING INSTRUMENT**

(75) Inventors: **Kurt J. Owen**, Aurora, IL (US); **Marc Ian Drucker**, Brighton, MA (US)

(73) Assignee: **Sanford**, Bellwood, IL (US)

(**) Term: **14 Years**

(21) Appl. No.: **29/128,424**

(22) Filed: **Aug. 24, 2000**

(51) **LOC (7) Cl.** **19-06**

(52) **U.S. Cl.** **D19/49; D19/50; D19/43; D19/56**

(58) **Field of Search** **D19/35, 36, 41-51, D19/53-58, 81-85; 401/209, 221, 222, 196, 202, 98, 262, 243-247**

(56) **References Cited**

U.S. PATENT DOCUMENTS

D. 177,369	*	4/1956	Ensign	D19/49
D. 215,626	*	10/1969	Jonkers	D19/49
D. 223,688	*	5/1972	Schnur et al.	D19/49
D. 319,844	*	9/1991	Grotsch et al.	D19/48

OTHER PUBLICATIONS

Stabilo Boss Luminator marker, Feb. 2000.
Staedtler TextSurfer marker, Feb. 2000.

* cited by examiner

Primary Examiner—Martie K. Holtje

(74) *Attorney, Agent, or Firm*—Marshall, O’Toole, Gerstein, Murray & Borun

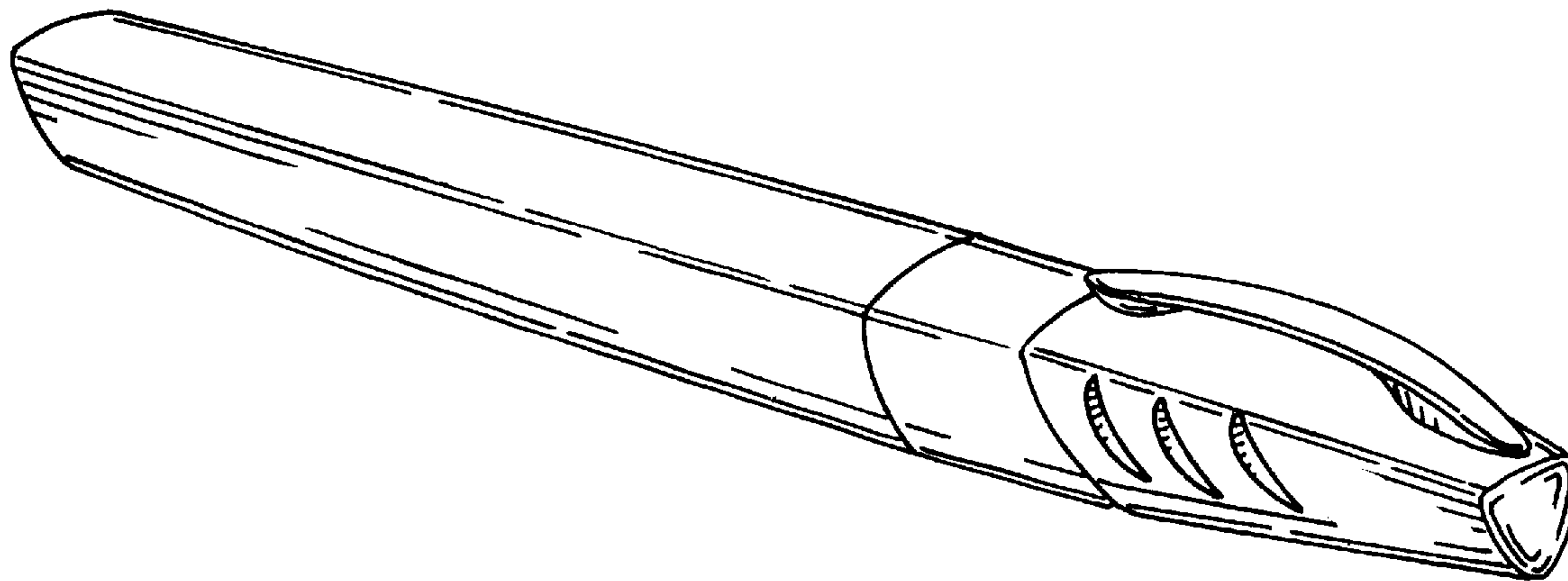
(57) **CLAIM**

The ornamental design for a “writing instrument,” as shown and described.

DESCRIPTION

FIG. 1 is a left side perspective view taken from the front and above showing our new design;
FIG. 2 is a bottom view thereof;
FIG. 3 is a plan view thereof;
FIG. 4 is a rear elevational view thereof;
FIG. 5 is a front elevational view thereof; and,
FIG. 6 is right side elevational view, the left side being a mirror image thereof.

1 Claim, 2 Drawing Sheets



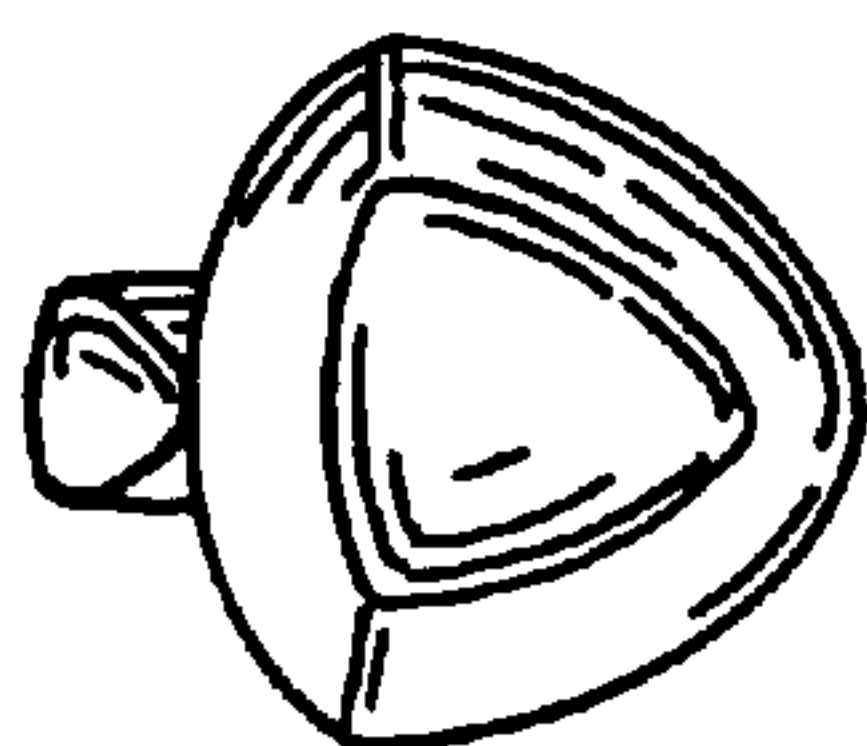


FIG. 2

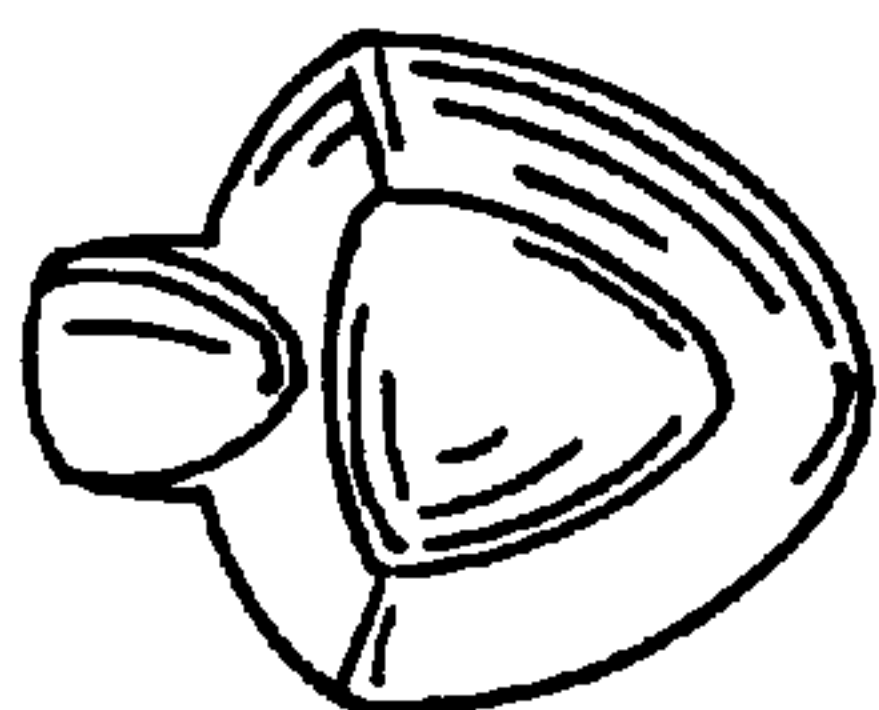


FIG. 3

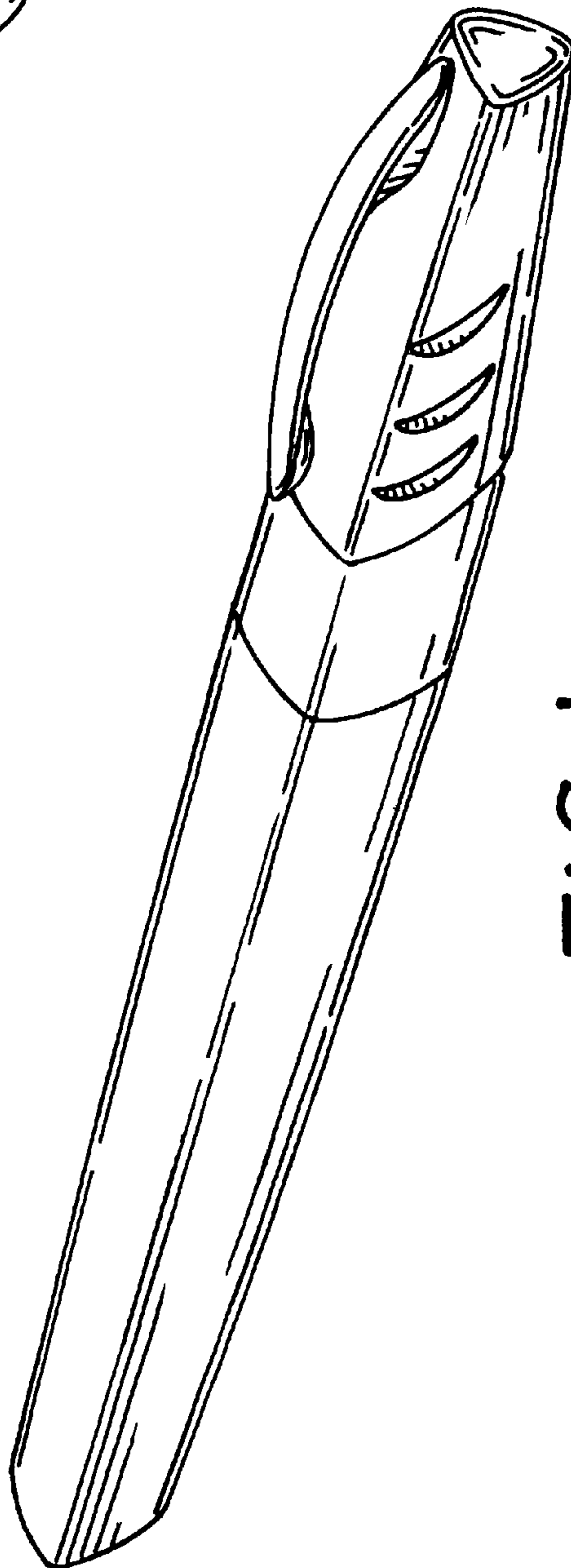


FIG. 1




FIG. 4




FIG. 5




FIG. 6