



US00D441392S

(12) **United States Design Patent**  
**Naydan**

(10) **Patent No.:** **US D441,392 S**

(45) **Date of Patent:** **\*\* May 1, 2001**

(54) **MUTE FOR STRINGED INSTRUMENT**

3,552,255 \* 1/1971 Kaston ..... 84/310  
4,773,296 \* 9/1988 Bech ..... 84/310

(76) Inventor: **Glenn D. Naydan**, 584 34th St.,  
Sacramento, CA (US) 95816

\* cited by examiner

(\*\*) Term: **14 Years**

*Primary Examiner*—Adir Aronovich

(74) *Attorney, Agent, or Firm*—Theodore J. Bielen, Jr.

(21) Appl. No.: **29/113,539**

(57) **CLAIM**

(22) Filed: **Nov. 4, 1999**

The ornamental design for an mute for stringed instrument,  
as shown.

(51) **LOC (7) Cl.** ..... **17-03**

(52) **U.S. Cl.** ..... **D17/20; D17/21; D21/604**

(58) **Field of Search** ..... **D17/20, 21, 14,**  
**D17/15, 18, 19; D21/604, 611; 84/267,**  
**273, 310, 311, 453**

**DESCRIPTION**

FIG. 1 is a front elevational view showing my new design;  
FIG. 2 is a left side elevational view;  
FIG. 3 is a top plan view;  
FIG. 4 is a right side elevational view;  
FIG. 5 is a rear elevational view; and,  
FIG. 6 is a bottom plan view.


(56) **References Cited**

**U.S. PATENT DOCUMENTS**


D. 63,710 \* 1/1924 Duff ..... D21/611  
D. 398,297 \* 9/1998 Leifer ..... D21/604

**1 Claim, 2 Drawing Sheets**

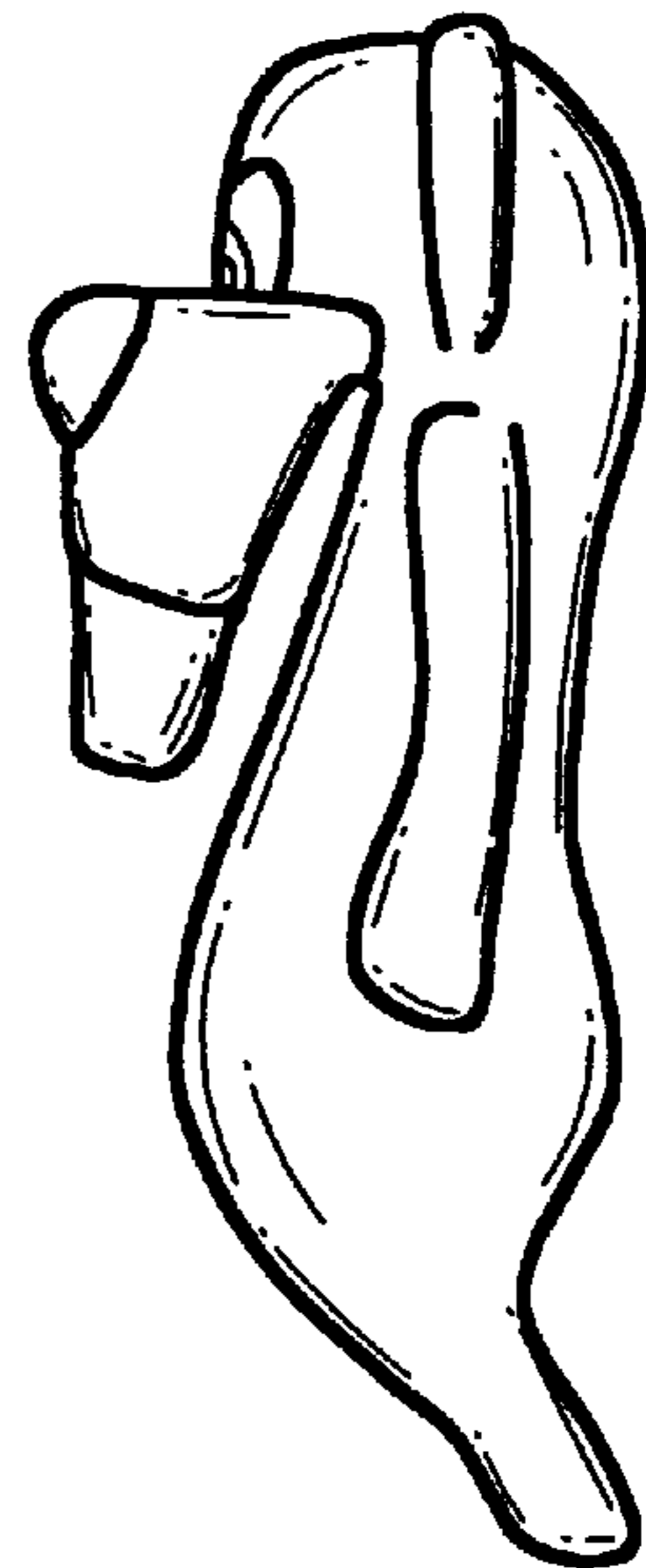





*FIG. 3*



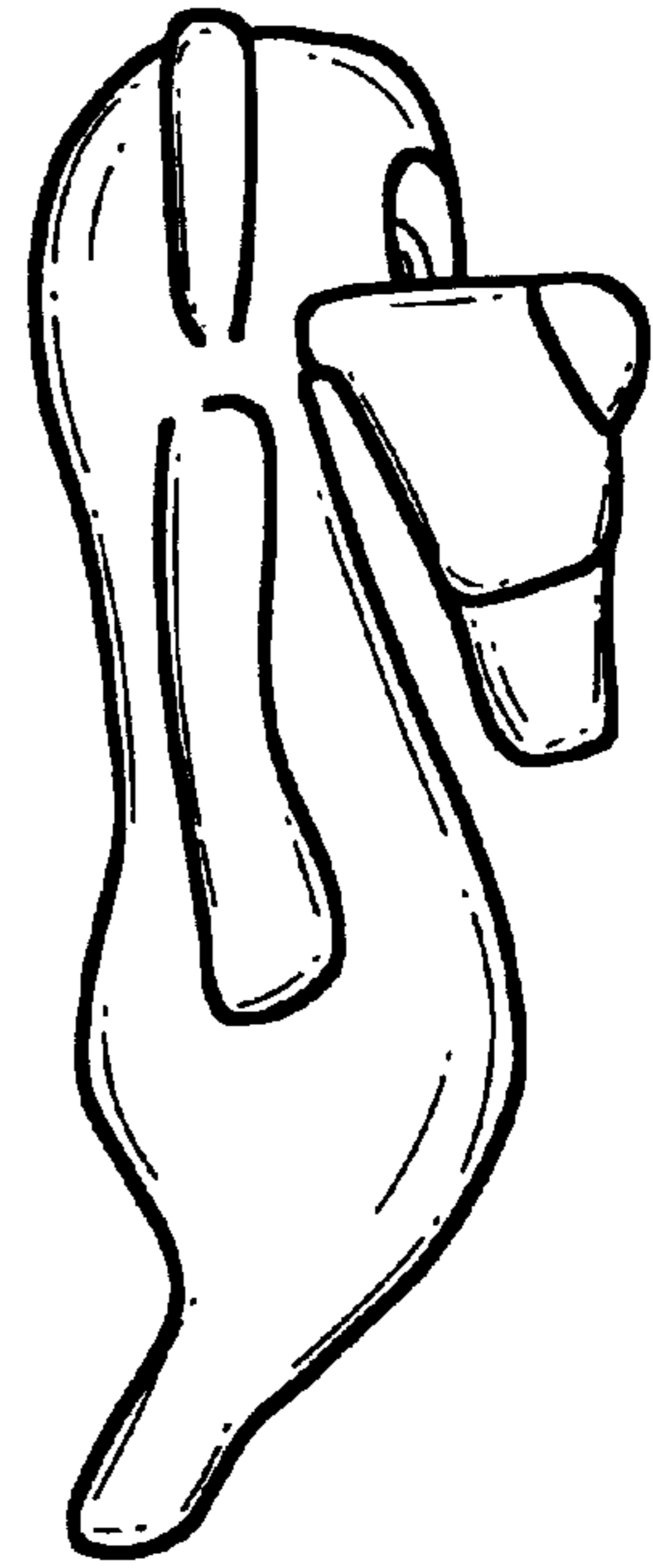
*FIG. 1*



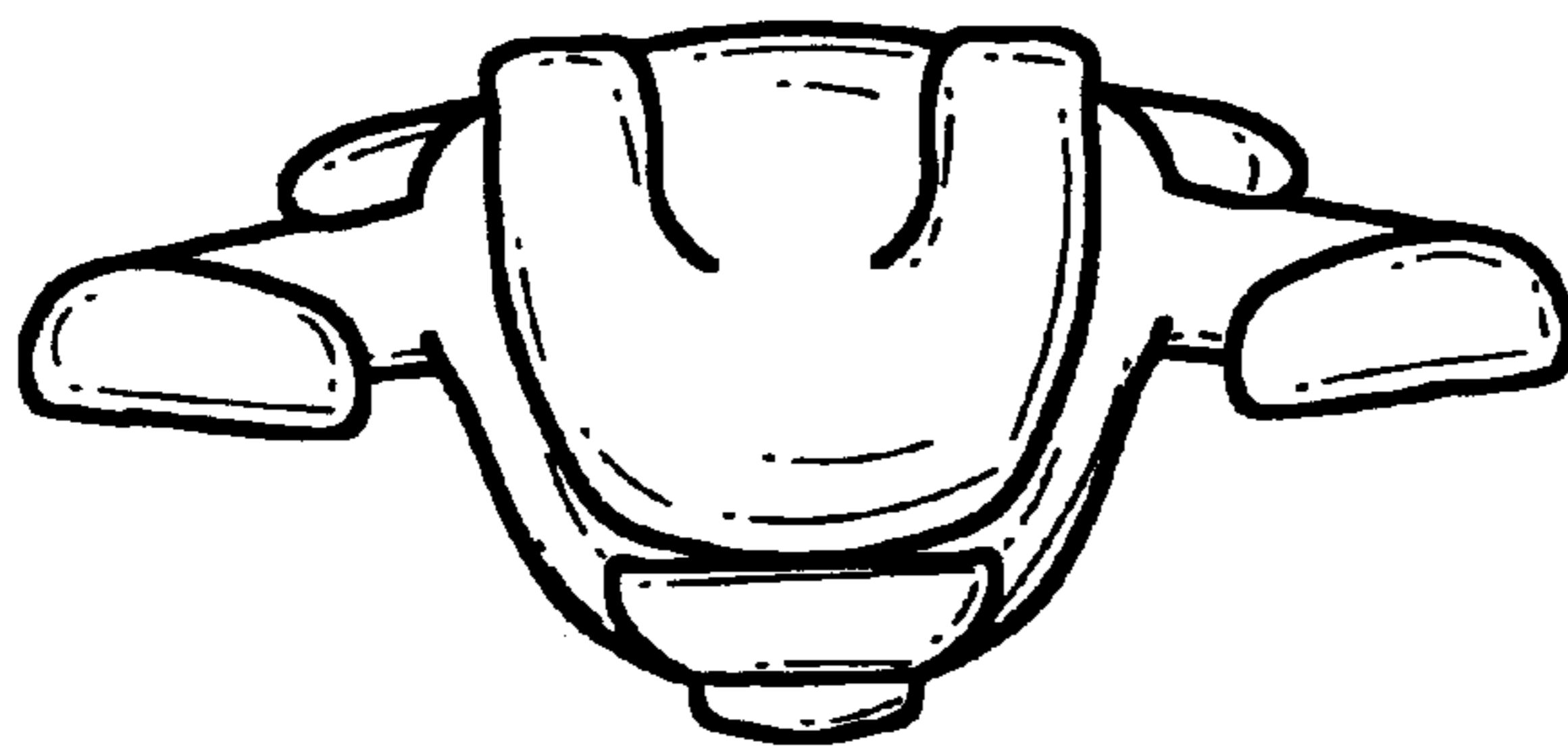
*FIG. 2*



*FIG. 5*



*FIG. 4*



*FIG. 6*