



US00D441391S

(12) **United States Design Patent**
Cronos et al.

(10) **Patent No.: US D441,391 S**

(45) **Date of Patent: ** May 1, 2001**

(54) **ELECTRIC GUITAR OR ELECTRIC BASS
MUSICAL INSTRUMENT**

(76) Inventors: **Arthur Cronos**, P.O. Box 969, Fairfax,
CA (US) 94978; **Bruce Sexauer**, 724
'H' St., Petaluma, CA (US) 94952

(**) Term: **14 Years**

(21) Appl. No.: **29/122,231**

(22) Filed: **Apr. 21, 2000**

(51) **LOC (7) Cl. 17-03**

(52) **U.S. Cl. D17/14**

(58) **Field of Search D17/14, 15, 17,
D17/18, 19, 20; 84/267, 291, 293**

(56) **References Cited**

U.S. PATENT DOCUMENTS

D. 247,863	5/1978	Sasaki	D56/1 A
D. 265,658	*	8/1982	Kenny D17/19
D. 266,003	8/1982	Lieber D17/14	
D. 270,543	9/1983	McNally D17/19	
D. 275,963	10/1984	Smith D17/20	
D. 278,541	4/1985	Toth D17/14	
D. 278,632	4/1985	Erlewine D17/14	
D. 281,981	12/1985	Peavey D17/20	
D. 290,130	*	6/1987	Steinberger D17/14
D. 300,538	4/1989	Powers et al. D17/20	
D. 300,638	4/1989	Carriveau D17/20	
D. 302,825	8/1989	Riley et al. D17/14	
D. 305,546	*	1/1990	Roberts D17/14
D. 306,455	3/1990	Steinberger D17/14	
D. 309,745	8/1990	Matheny D17/20	
D. 310,091	8/1990	Tatsumi D17/14	
D. 336,487	6/1993	Lindert D17/20	
D. 340,737	10/1993	Sandberg D17/14	
D. 363,946	11/1995	Eberlen D17/14	

D. 371,155	6/1996	Hudnall	D17/19
D. 374,682	10/1996	Gould	D17/14
D. 388,117	12/1997	Van Halen et al.	D17/20
D. 410,024	*	5/1999	Eventoff et al.	D17/14
3,833,751	9/1974	Chapman	84/327
4,240,319	12/1980	Soupios	84/263
4,364,298	*	12/1982	Piazza 84/465
4,993,300	2/1991	Ejen	84/314 R
6,046,392	*	4/2000	Saul 84/291
6,120,910	*	9/2000	Szenics 84/291

OTHER PUBLICATIONS

www.stick.com/instrum-NS.html 2000 Steinberger et al.
www.stick.com 2000 Chapman.
www.nedsteinberger.com/dbass/dbass1.html 2000 Stein-
berger.
www.nedsteinberger.com/stein.html 2000 Steinberger.
Bass Player Mag. May 2000 GPI Music Publications.

* cited by examiner

Primary Examiner—Adir Aronovich

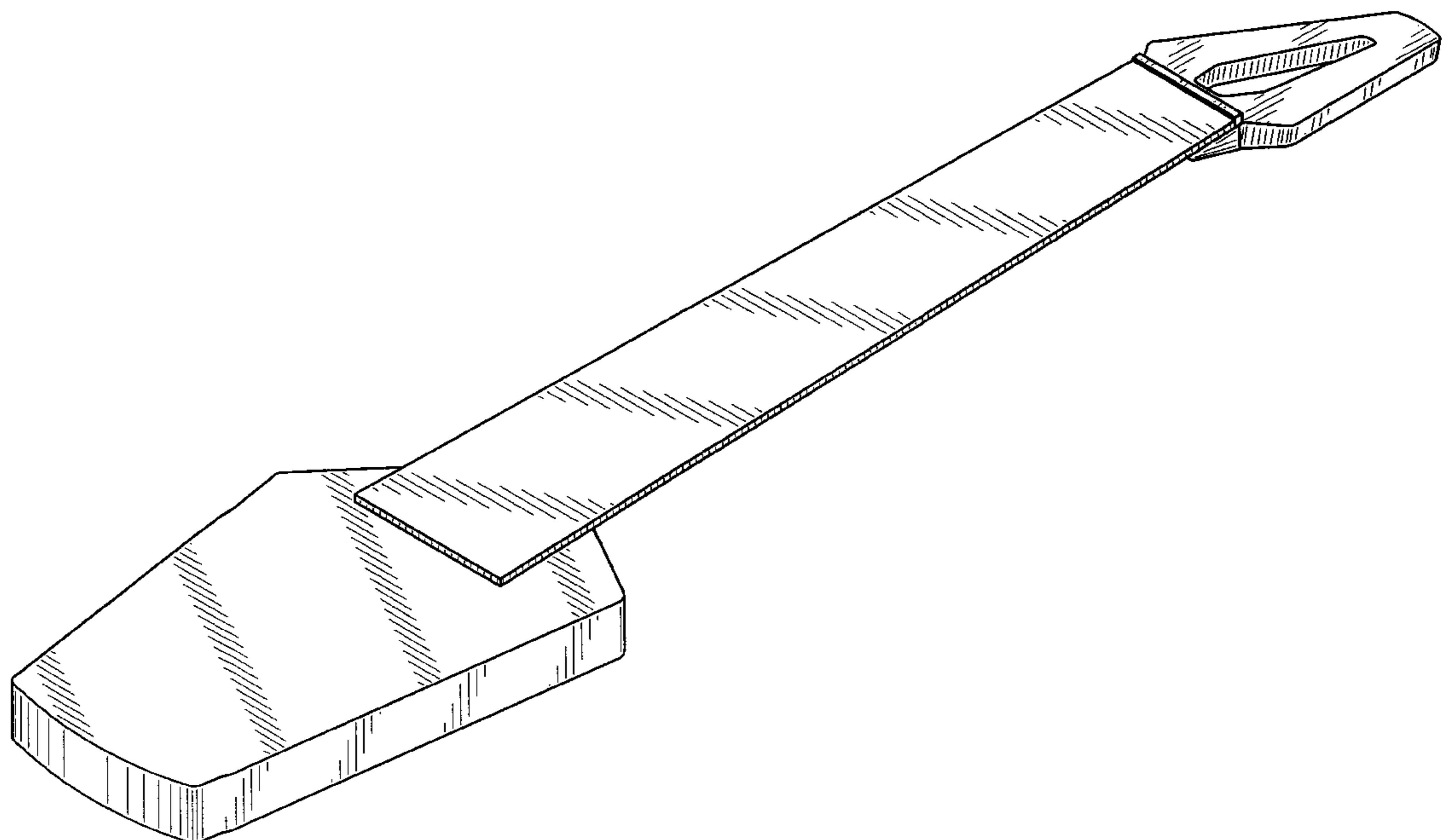
(57) **CLAIM**

The ornamental design for an electrical guitar or electric
bass musical instrument, as shown.

DESCRIPTION

FIG. 1 is a perspective view showing my new design for an
electric guitar or electric bass musical instrument;
FIG. 2 is a front elevational view;
FIG. 3 is a right-side view;
FIG. 4 is a rear view;
FIG. 5 is a left-side view;
FIG. 6 is a top view; and,
FIG. 7 is a bottom view.

1 Claim, 4 Drawing Sheets



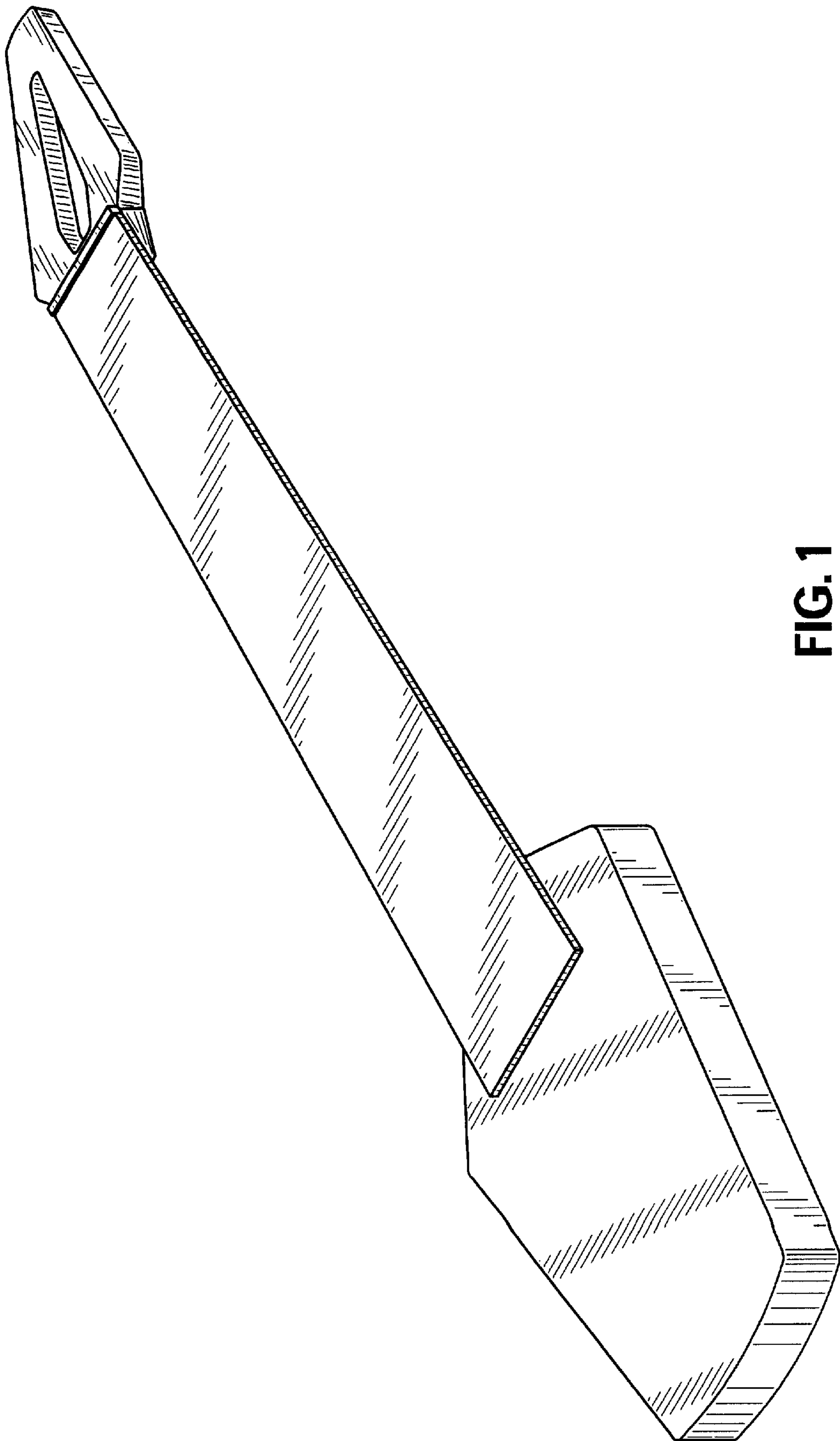


FIG. 1

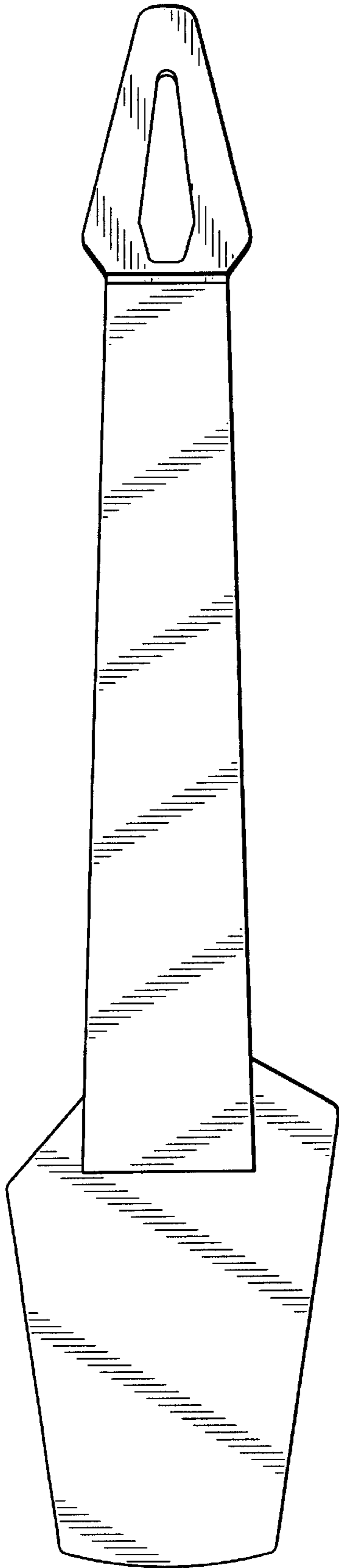


FIG. 2

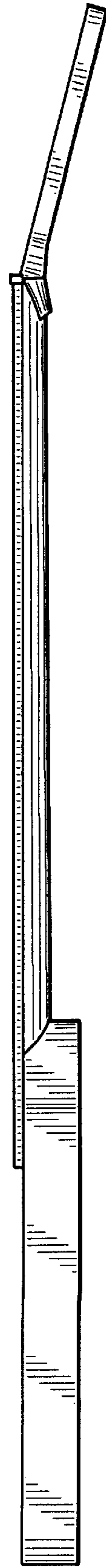


FIG. 3

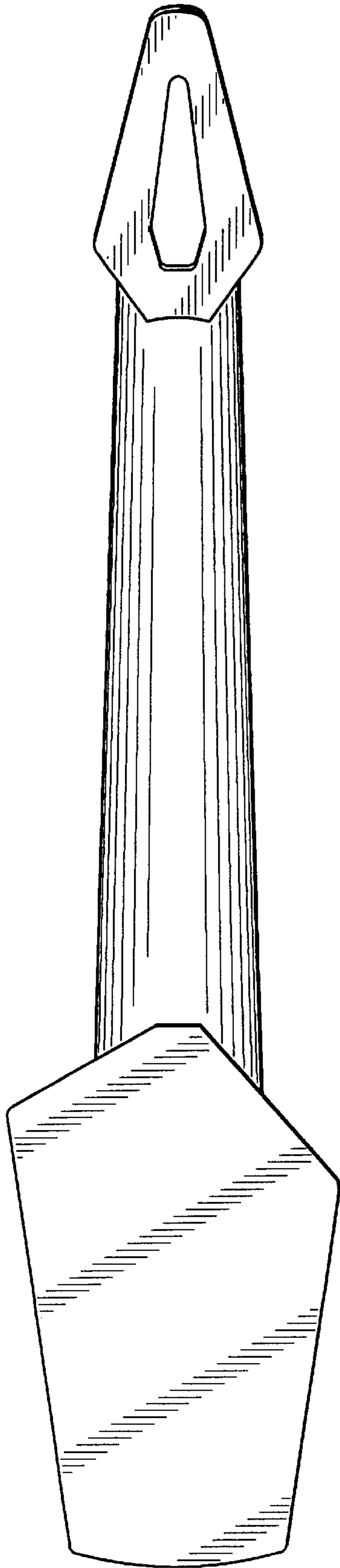


FIG. 4

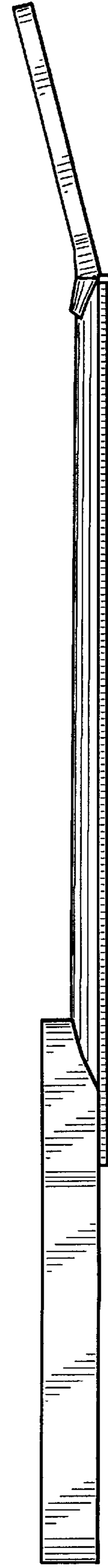


FIG. 5

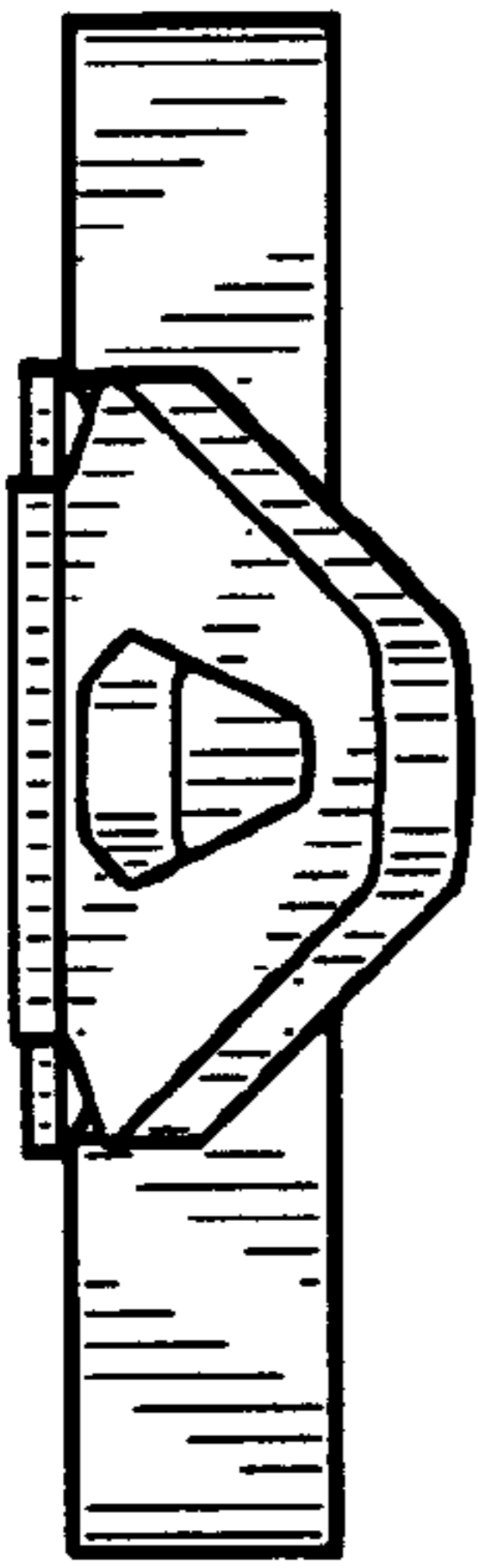


FIG. 6

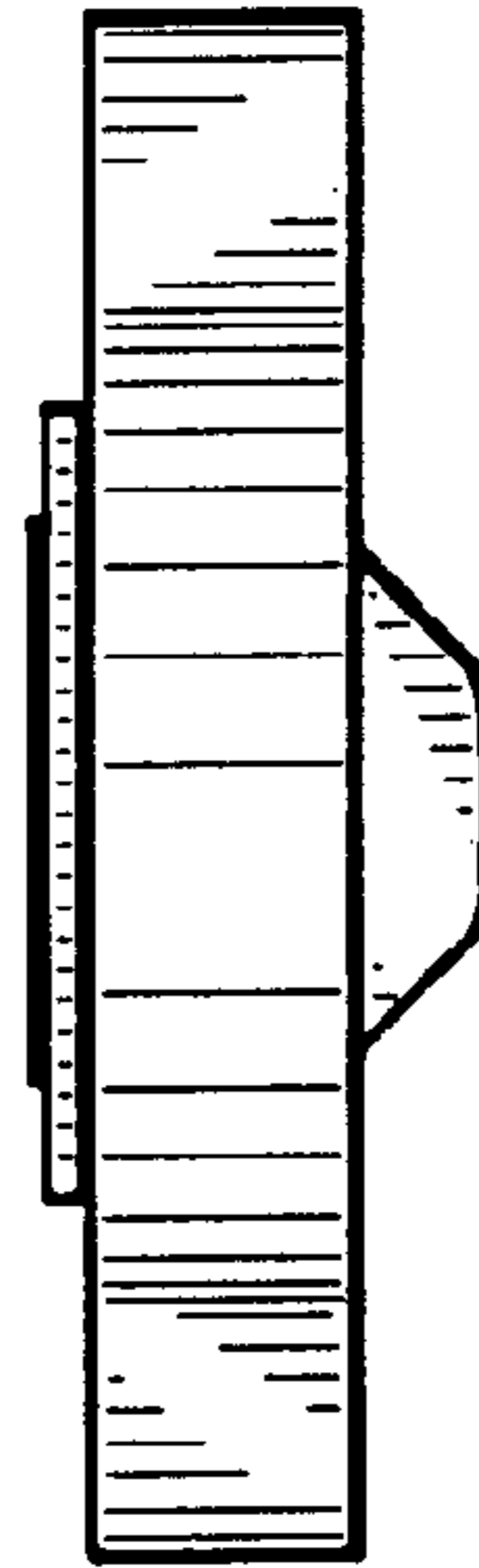


FIG. 7