



US00D441390S

(12) **United States Design Patent**
Jannard et al.

(10) **Patent No.:** **US D441,390 S**

(45) **Date of Patent:** **** May 1, 2001**

(54) **EYEGLASS FRONT**

(75) Inventors: **James H. Jannard**, East Sound, WA (US); **Peter K. Yee**, Irvine, CA (US)

(73) Assignee: **Oakley Inc.**, Irvine, CA (US)

(**) Term: **14 Years**

(21) Appl. No.: **29/055,614**

(22) Filed: **Jun. 10, 1996**

(51) **LOC (7) Cl.** **16-06**

(52) **U.S. Cl.** **D16/326**

(58) **Field of Search** D16/300, 101,
D16/306, 309, 311, 313-317, 319-321,
325-330, 334, 335; 351/41, 44, 51, 52,
83, 111, 116, 121, 124; 2/447, 448, 450

(56) **References Cited**

U.S. PATENT DOCUMENTS

D. 187,299	*	2/1960	Behr	D16/326
D. 189,436	*	12/1960	Carmichael	D16/326
D. 193,028	*	6/1962	Petitto	D16/326
D. 204,812	*	5/1966	Shindler	D16/329
D. 209,862	*	1/1968	McCracken	D16/326
D. 347,014	*	5/1994	Arnette	D16/326
D. 366,892	*	2/1996	Arnette	D16/328
D. 368,732	*	4/1996	Lei	D16/326
D. 372,929	*	8/1996	Conway	D16/326
5,541,674	*	7/1996	Jannard	351/44

OTHER PUBLICATIONS

Domus, Oct. 1995, p. 55.*

Accessories Oct. 1986, p. 14, Sunglasses at lower right of page.*

Skiing, Sep. 1992, p. 242, Frames 8020.*

* cited by examiner

Primary Examiner—Raphael Barkai

(74) *Attorney, Agent, or Firm*—Knobbe, Martens, Olson & Bear, L.L.P.

(57) **CLAIM**

The ornamental design for eyeglass front, as shown and described.

DESCRIPTION

FIG. 1 is a front perspective view of the eyeglass front of the present invention;

FIG. 2 is a front elevational view of the eyeglasses of FIG. 1;

FIG. 3 is a rear elevational view of the eyeglasses of FIG. 1;

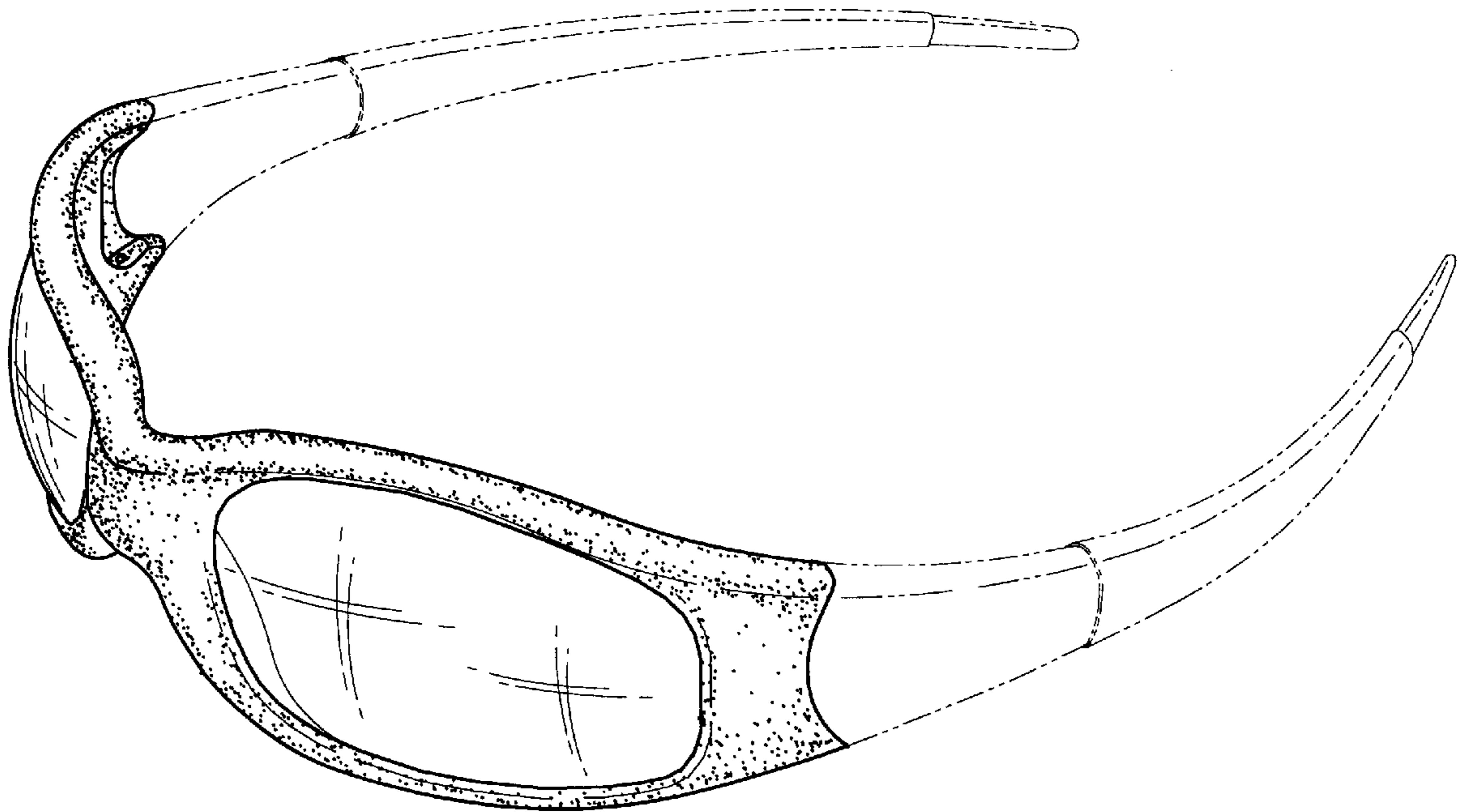
FIG. 4 is a right side elevational view of the eyeglasses of FIG. 1, the left side elevational view being a mirror image thereof;

FIG. 5 is a bottom plan view of the eyeglasses of FIG. 1; and,

FIG. 6 is a top plan view of the eyeglasses of FIG. 1.

The broken line showing of the earstems in FIG. 1 is for illustrative purposes only and forms no part of the claimed design.

1 Claim, 3 Drawing Sheets



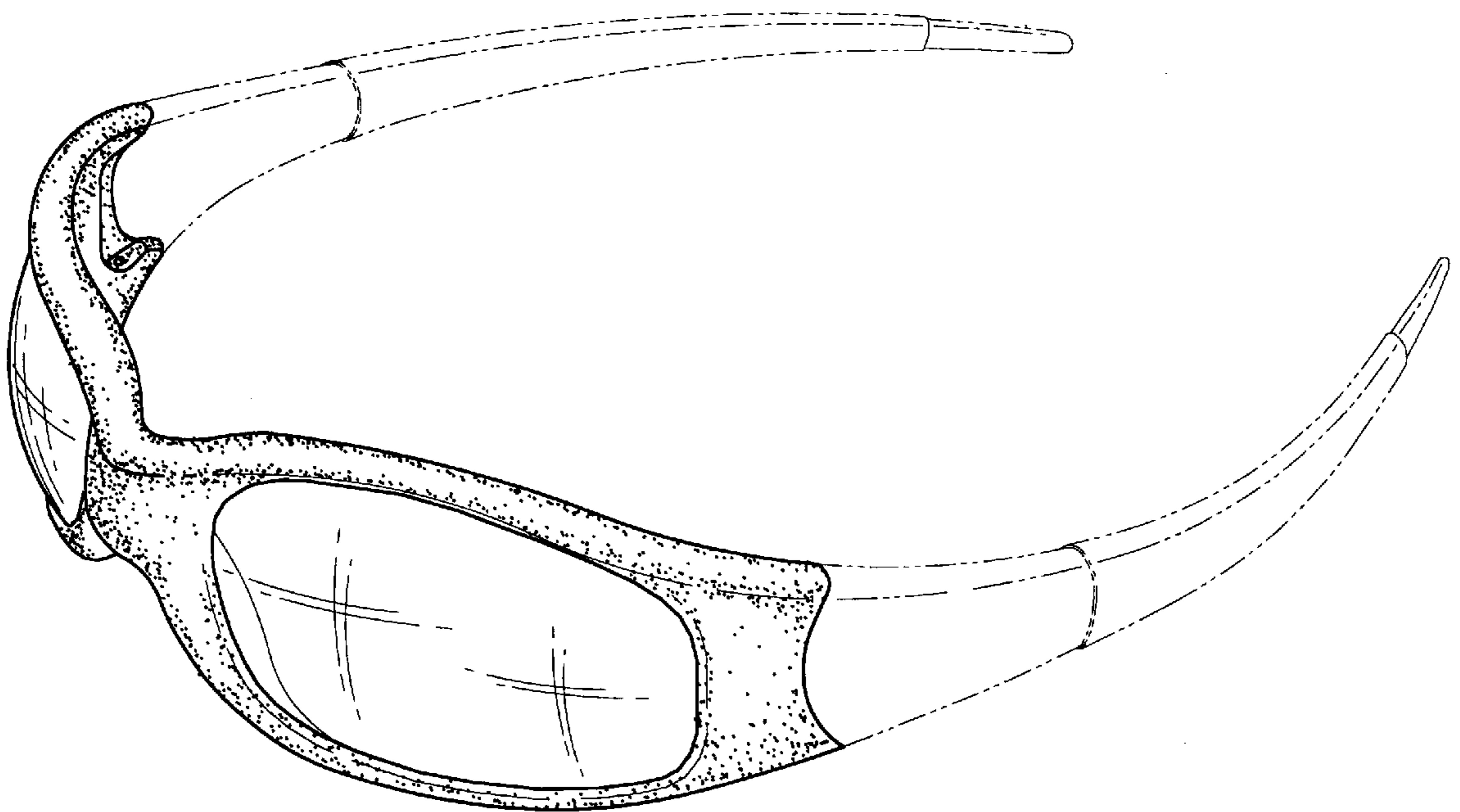


Fig. 1

Fig. 2

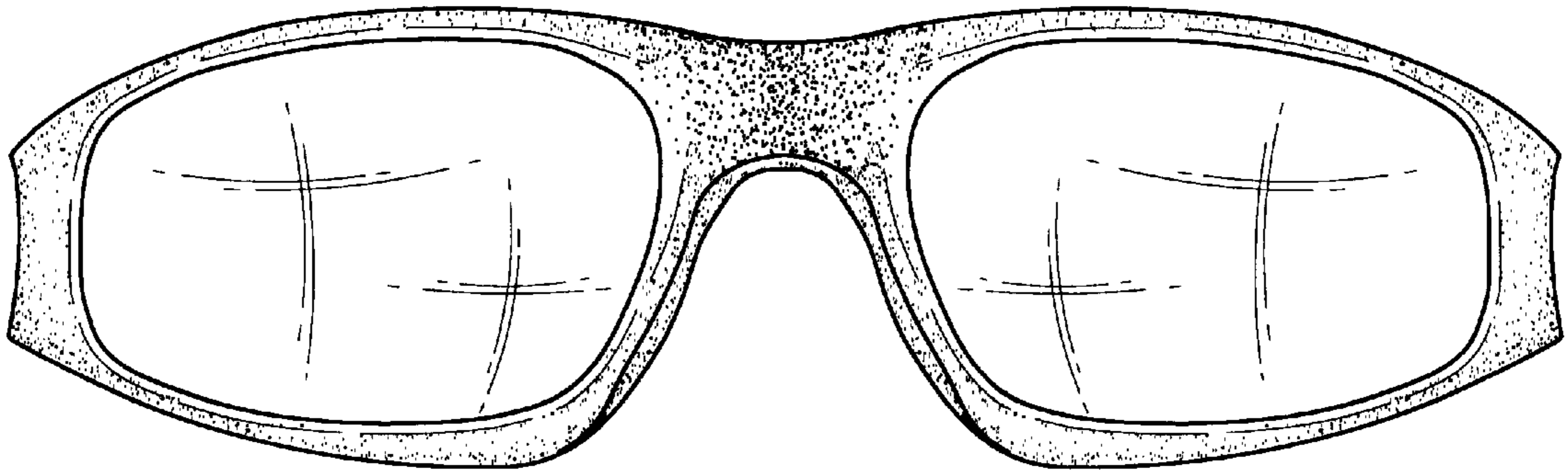


Fig. 3

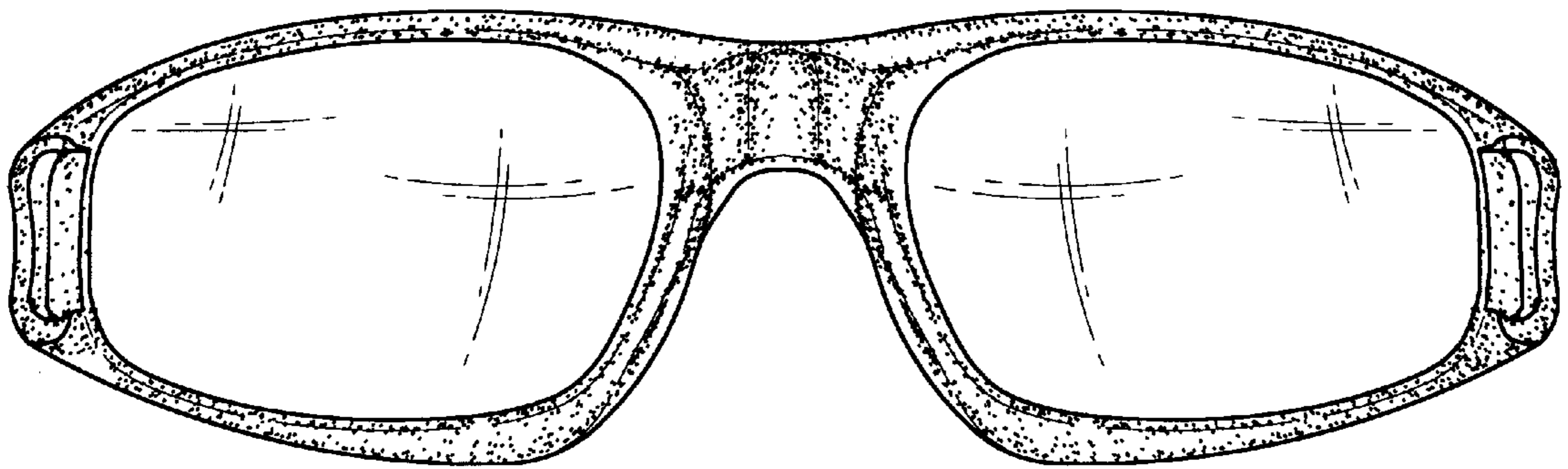


Fig. 4

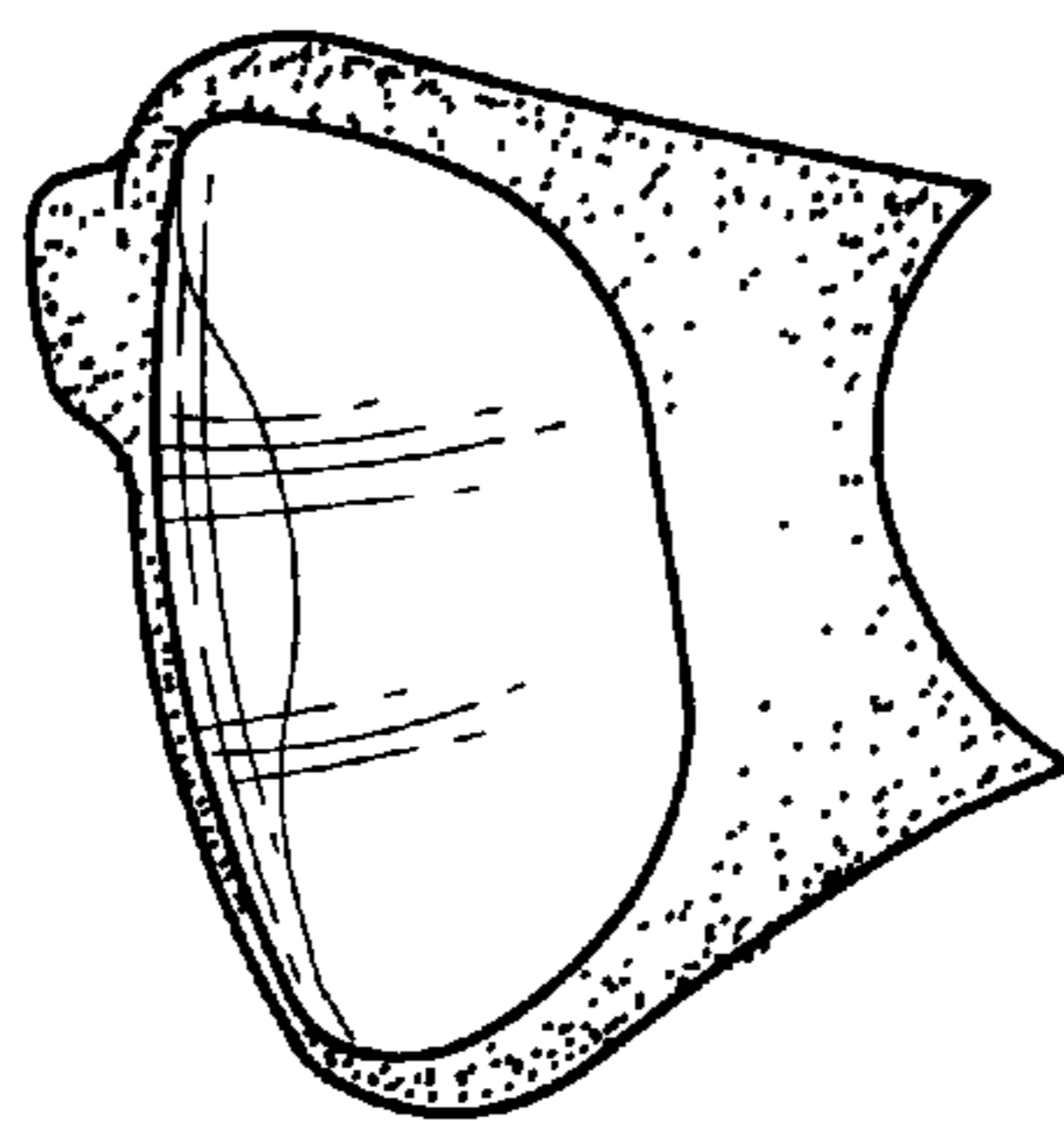


Fig. 5

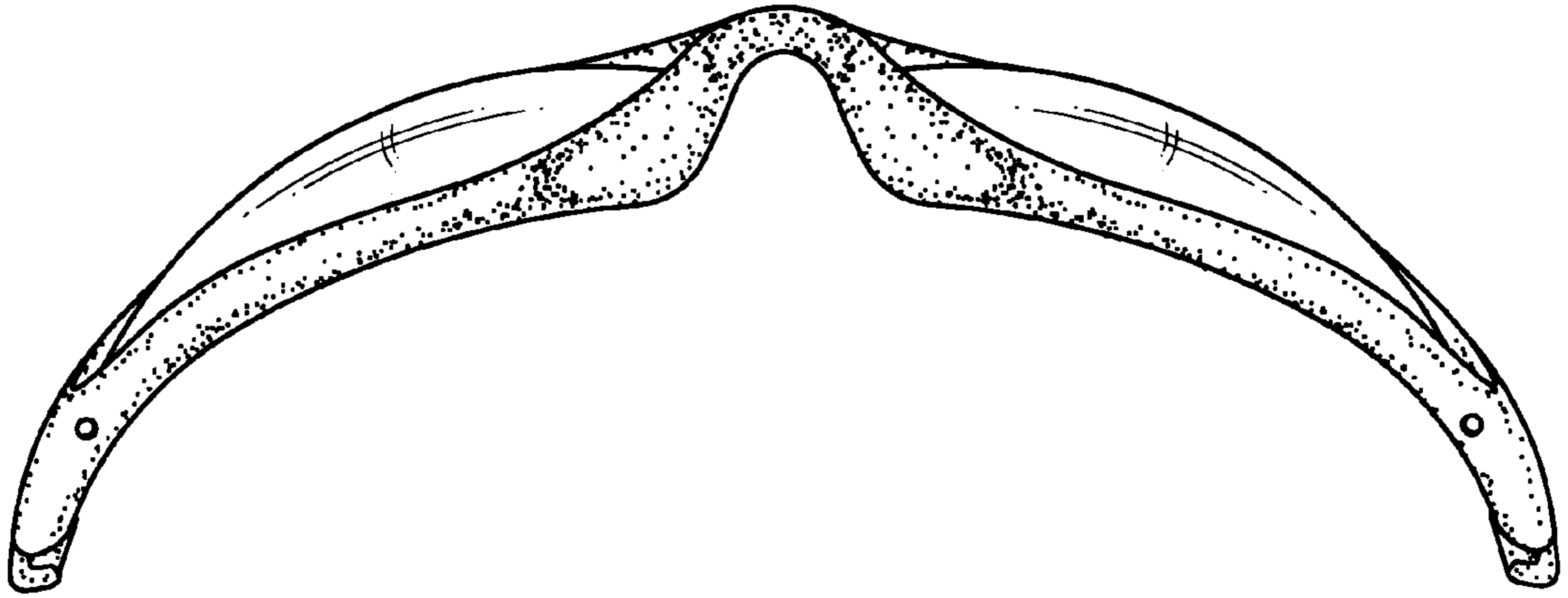


Fig. 6

