



US00D441383S

(12) **United States Design Patent**
Andrews

(10) **Patent No.:** **US D441,383 S**

(45) **Date of Patent:** **** May 1, 2001**

(54) **CREDIT CARD MAGNIFIER**

5,999,336 * 12/1999 Yang, Jr. 359/742

(76) Inventor: **Judith N. Andrews**, 3227 Avalon Pl.,
Houston, TX (US) 77019

* cited by examiner

(**) Term: **14 Years**

Primary Examiner—Paula A. Mortimer
(74) *Attorney, Agent, or Firm*—Mark R. Wisner

(21) Appl. No.: **29/126,797**

(57) **CLAIM**

(22) Filed: **Jul. 24, 2000**

The ornamental design for a credit card magnifier, as shown and described.

(51) **LOC (7) Cl.** **16-06**

DESCRIPTION

(52) **U.S. Cl.** **D16/135**

(58) **Field of Search** D16/130, 135;
D20/22, 27; 359/742, 808, 810, 811

FIG. 1 is a front elevational view of a credit card magnifier showing my new design;

(56) **References Cited**

U.S. PATENT DOCUMENTS

D. 406,156	*	2/1999	Raymond	D16/135
2,510,344	*	6/1950	Law	359/742 X
4,457,585	*	7/1984	Ducorday	359/742 X
4,671,625	*	6/1987	Noble	359/742 X
4,871,233	*	10/1989	Sheiman	359/742 X
5,986,823	*	11/1999	Yang, Jr.	359/742

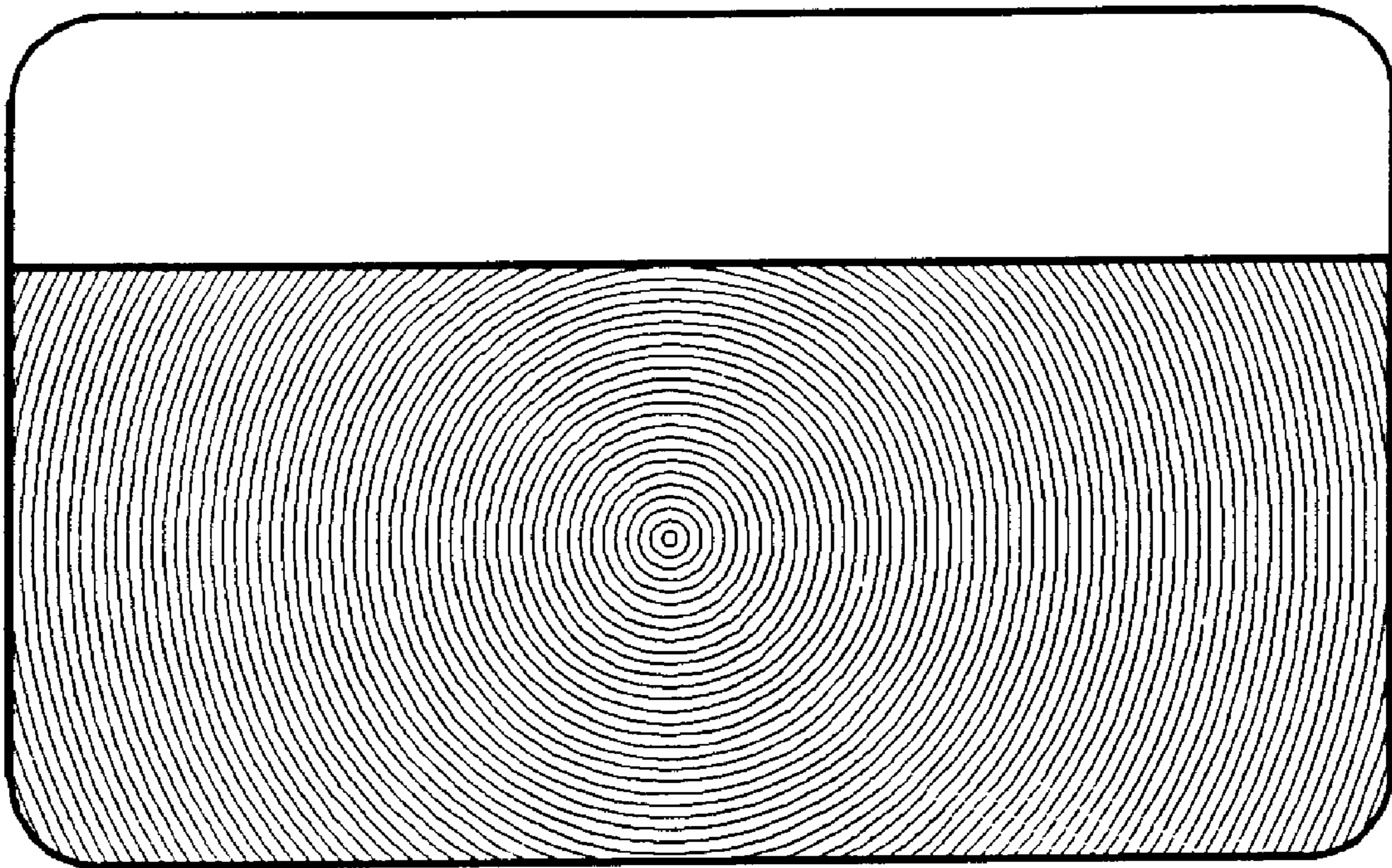
FIG. 2 is an end elevational view from the first end of the design of FIG. 1, both ends of the design being identical;

FIG. 3 is an elevational view of the first side of the design of FIG. 1, both sides of the design being identical;

FIG. 4 is a back elevational view of the design of FIG. 1; and,

FIG. 5 is a perspective view of the second side of the design shown in FIG. 1 from the top, one end, and one side.

1 Claim, 1 Drawing Sheet



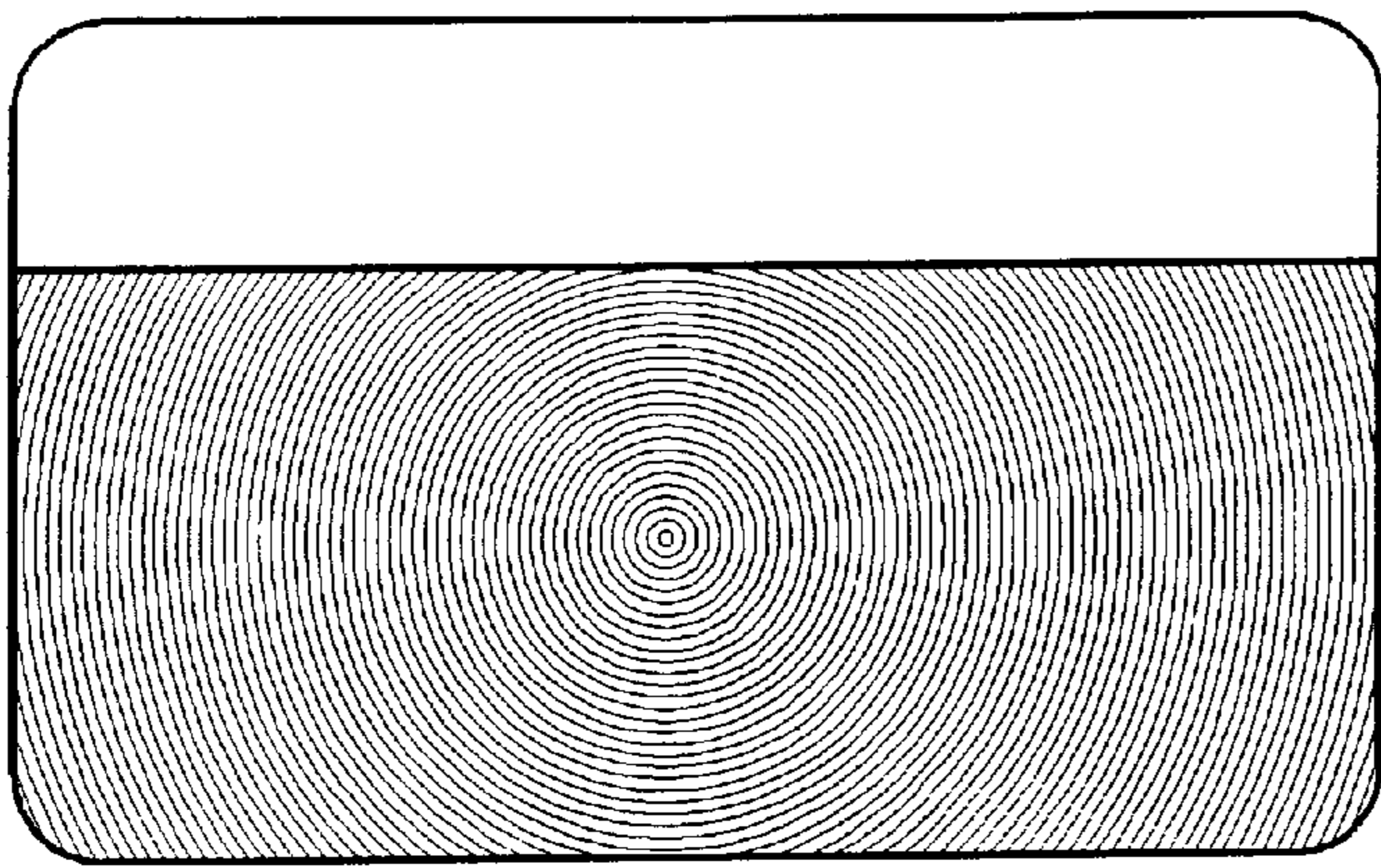


FIG. 1



FIG. 2

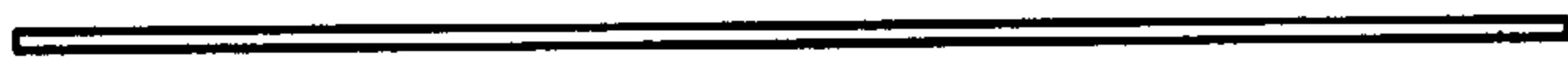


FIG. 3

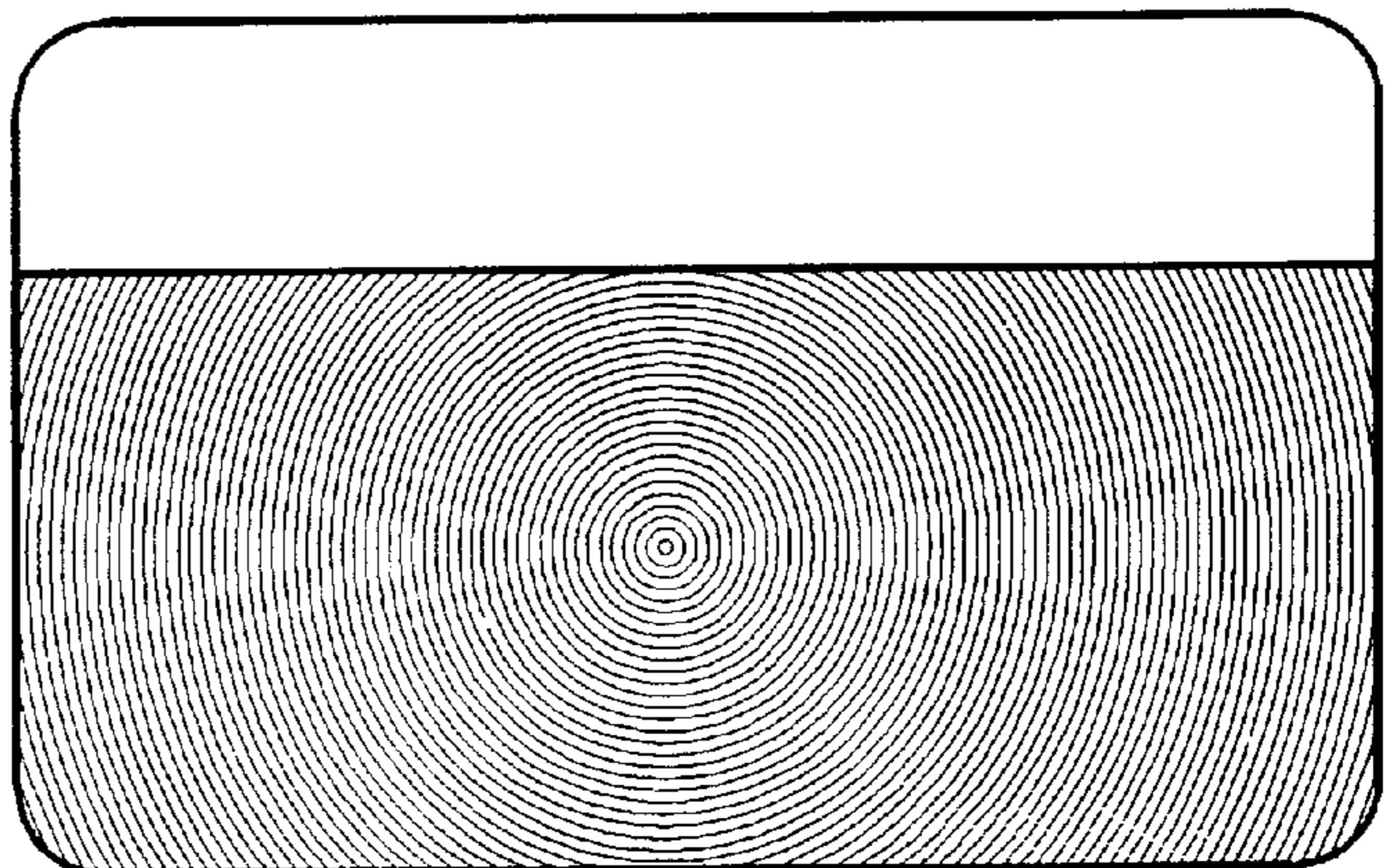


FIG. 4

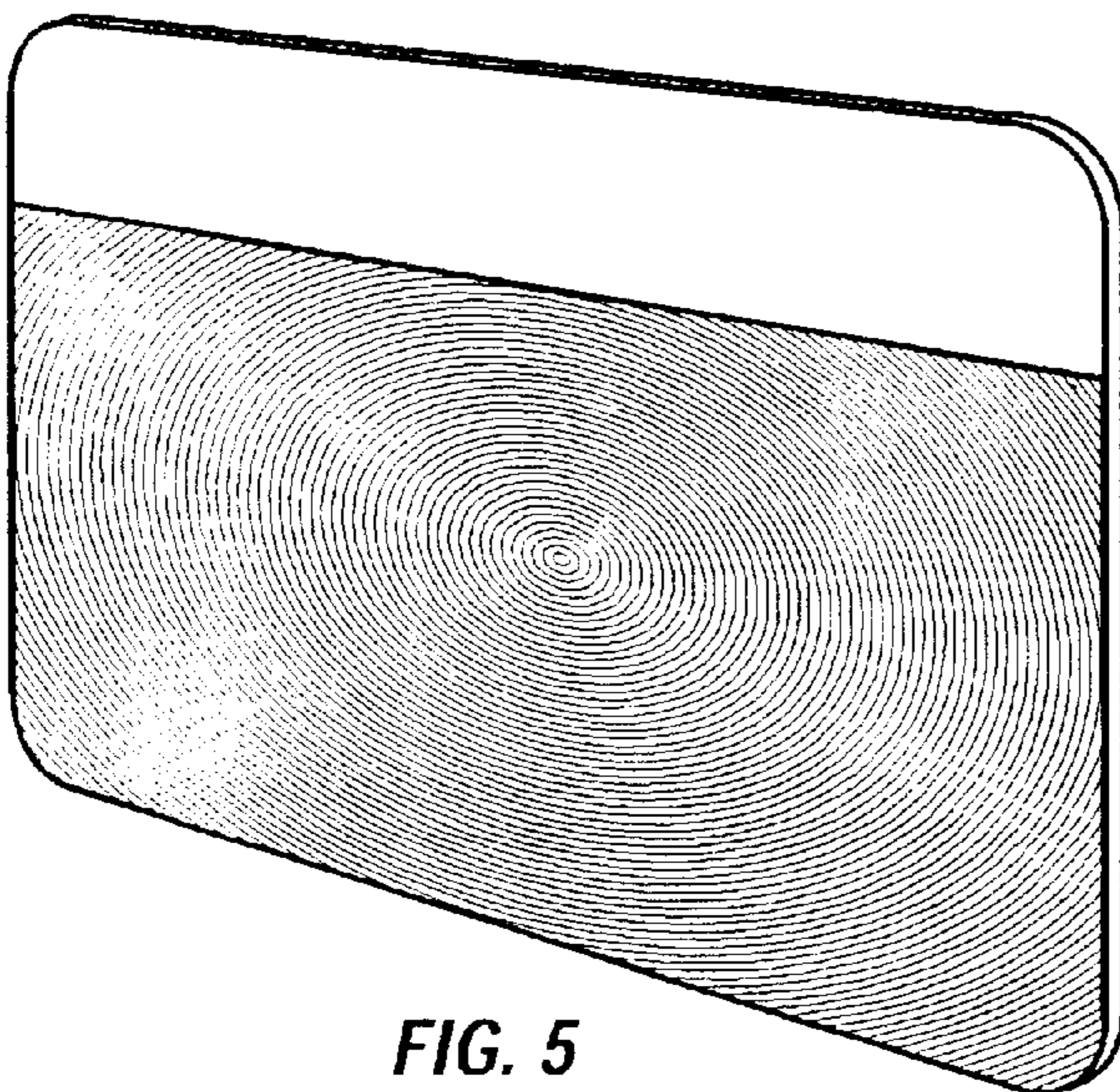


FIG. 5