



US00D441375S

(12) **United States Design Patent**
Hisatsune et al.

(10) **Patent No.:** **US D441,375 S**

(45) **Date of Patent:** **** May 1, 2001**

(54) **EDITOR FOR SOUND AND VISUAL DATA**

(75) Inventors: **Toshiyuki Hisatsune; Osamu Sasago,**
both of Tokyo (JP)

(73) Assignee: **Sony Corporation, Tokyo (JP)**

(**) Term: **14 Years**

(21) Appl. No.: **29/112,219**

(22) Filed: **Oct. 14, 1999**

(30) **Foreign Application Priority Data**

Apr. 16, 1999 (JP) 11-10131

(51) **LOC (7) Cl.** **14-01**

(52) **U.S. Cl.** **D14/496; D14/356; D14/125**

(58) **Field of Search** D14/496, 125,
D14/217, 239, 299, 300, 301, 308-314,
353-358, 361, 362, 388; D13/158-160,
162, 169, 184; 369/83; 360/13; 386/4, 52,
54, 56, 86; 345/328

(56) **References Cited**

U.S. PATENT DOCUMENTS

D. 304,823 * 11/1989 Pfeifer et al. D14/353
D. 313,230 * 12/1990 Isaacs D14/125
D. 357,233 * 4/1995 Merino D14/353
D. 371,122 * 6/1996 Takahashi D14/365
D. 385,532 * 10/1997 Watanabe D13/184

D. 393,836 * 4/1998 Sumii D14/356
D. 411,185 * 6/1999 Isshiki D14/358
D. 421,255 * 2/2000 Hisatsune et al. D14/125
4,236,190 * 11/1980 Hollingsead et al. 361/725
5,920,674 * 7/1999 Okita et al. 386/52
6,038,126 * 3/2000 Weng 361/679

OTHER PUBLICATIONS

Catalog; "Video Equipment 1992"; Sony; May 1992; 5
sheets, pp. 47, 84, 123, 161 & 175.

* cited by examiner

Primary Examiner—Catherine Tuttle

(74) *Attorney, Agent, or Firm*—Rader, Fishman & Grauer

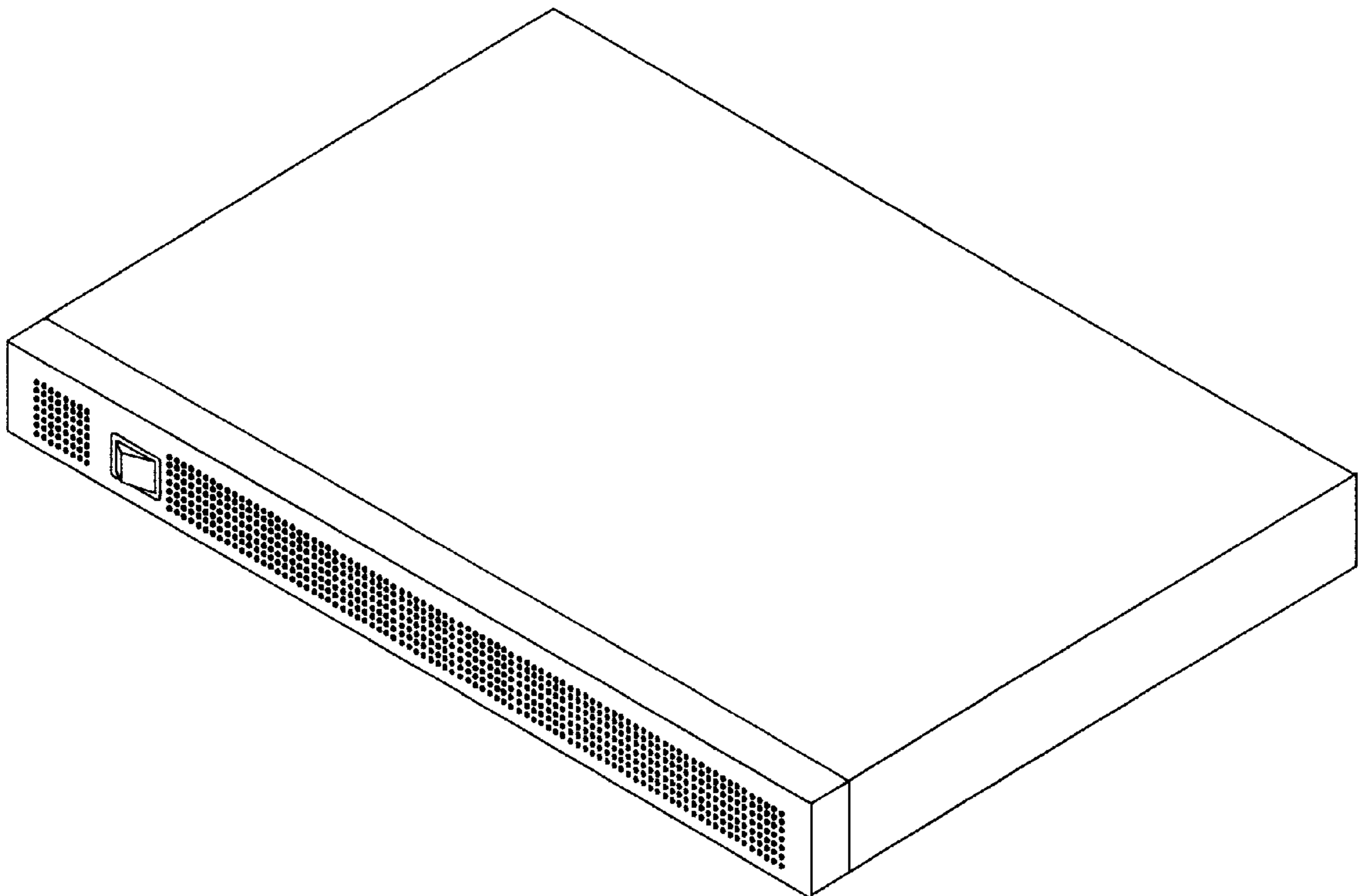
(57) **CLAIM**

The ornamental design for an editor for sound and visual
data, as shown and described.

DESCRIPTION

FIG. 1 is a perspective view of an editor for sound and visual
data showing our new design;
FIG. 2 is a top plan view thereof;
FIG. 3 is a left side elevational view thereof;
FIG. 4 is a front elevational view thereof;
FIG. 5 is a bottom plan view thereof;
FIG. 6 is a right side elevational view thereof; and,
FIG. 7 is a rear elevational view thereof.

1 Claim, 3 Drawing Sheets



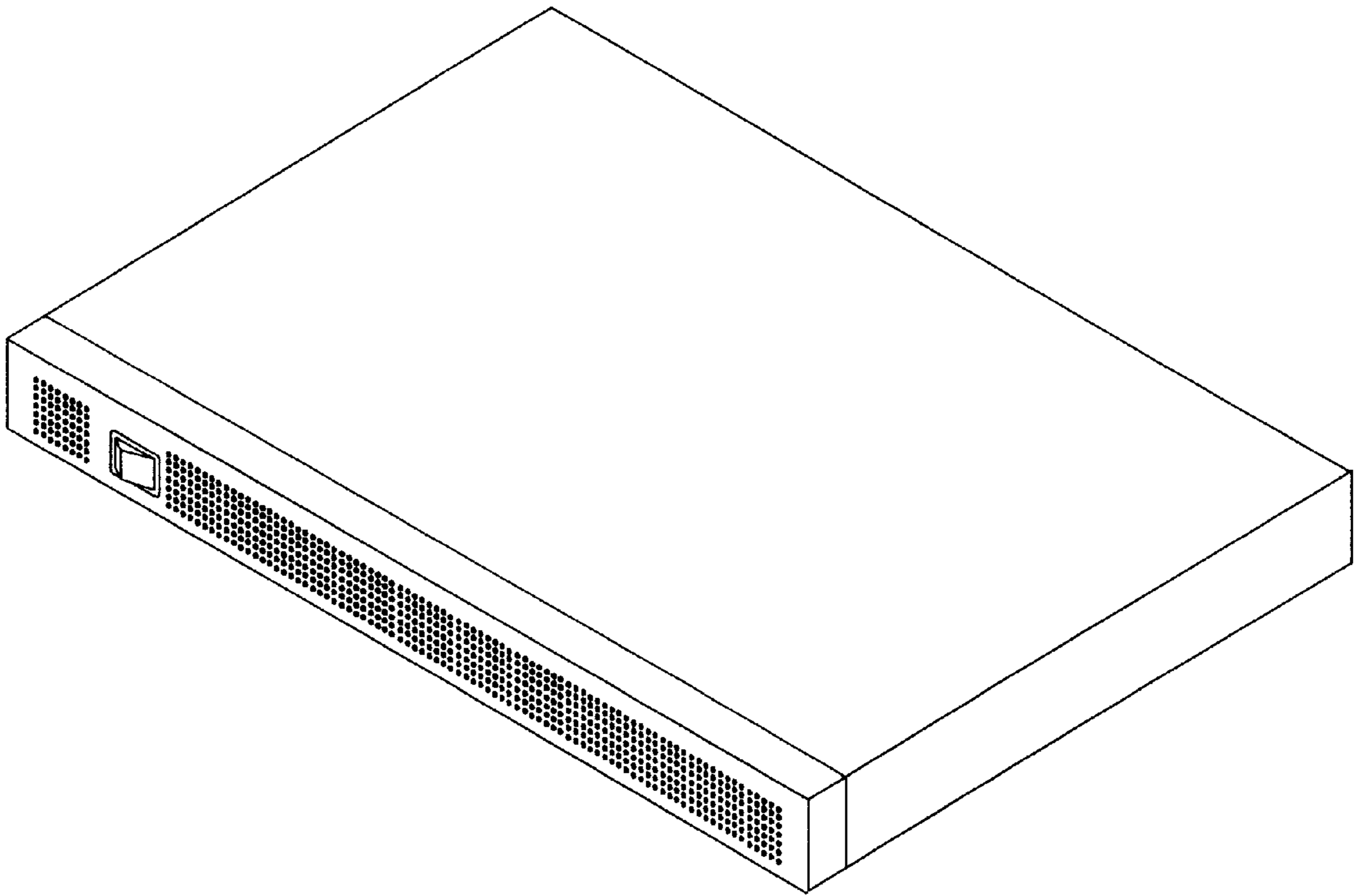


Fig. 1




Fig. 2




Fig. 5



Fig. 3




Fig. 6




Fig. 4



Fig. 7