



US00D441352S

(12) **United States Design Patent** (10) **Patent No.:** **US D441,352 S**  
**Kuo** (45) **Date of Patent:** **\*\* May 1, 2001**

(54) **MUSIC EQUIPMENT CABINET**

(76) Inventor: **Ing Der Kuo**, 782 San Carlos Ct.,  
Fremont, CA (US) 94539

(\*\*) Term: **14 Years**

(21) Appl. No.: **29/128,268**

(22) Filed: **Aug. 21, 2000**

(51) **LOC (7) Cl.** ..... **14-99**

(52) **U.S. Cl.** ..... **D14/217**

(58) **Field of Search** ..... D14/136, 156,  
D14/160, 162, 164, 167-168, 188, 197-198,  
217, 299; D17/99; 381/73.1; 446/397, 407

(56) **References Cited**

**U.S. PATENT DOCUMENTS**

D. 360,138 \* 7/1995 Delarose ..... D14/198 X

D. 370,013 \* 5/1996 Herbst, Jr. .... D14/160

D. 375,096 \* 10/1996 Michael ..... D14/156

\* cited by examiner

*Primary Examiner*—Nanda Bondade

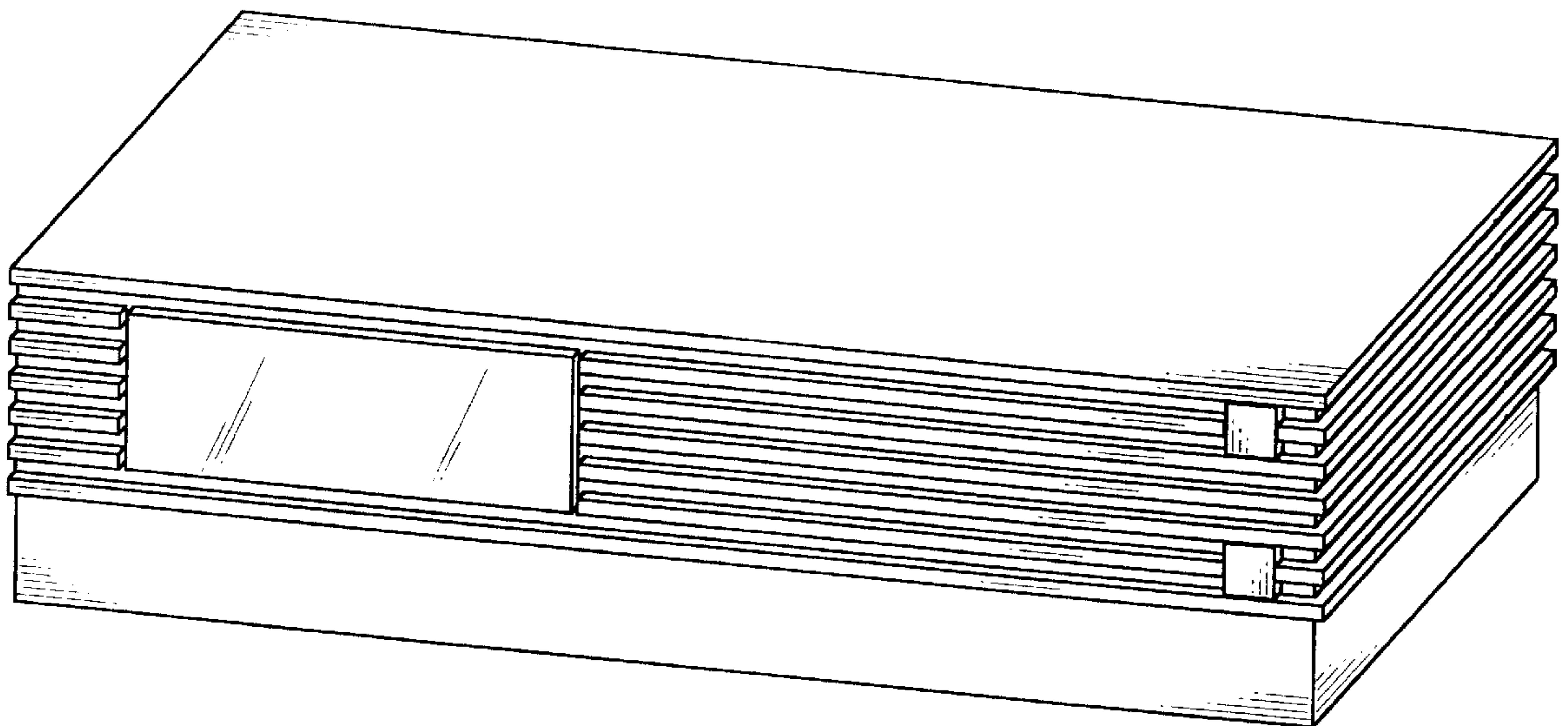
(57) **CLAIM**

The ornamental design for a music equipment cabinet, as shown and described.

#### DESCRIPTION

FIG. 1 shows a perspective view of an ornamental design for a music equipment cabinet according to the invention; FIG. 2 shows a front view of an ornamental design for a music equipment cabinet according to the invention; FIG. 3 shows a right side view of an ornamental design for a music equipment cabinet according to the invention; and, FIG. 4 shows a left side view of an ornamental design for a music equipment cabinet according to the invention.

**1 Claim, 2 Drawing Sheets**



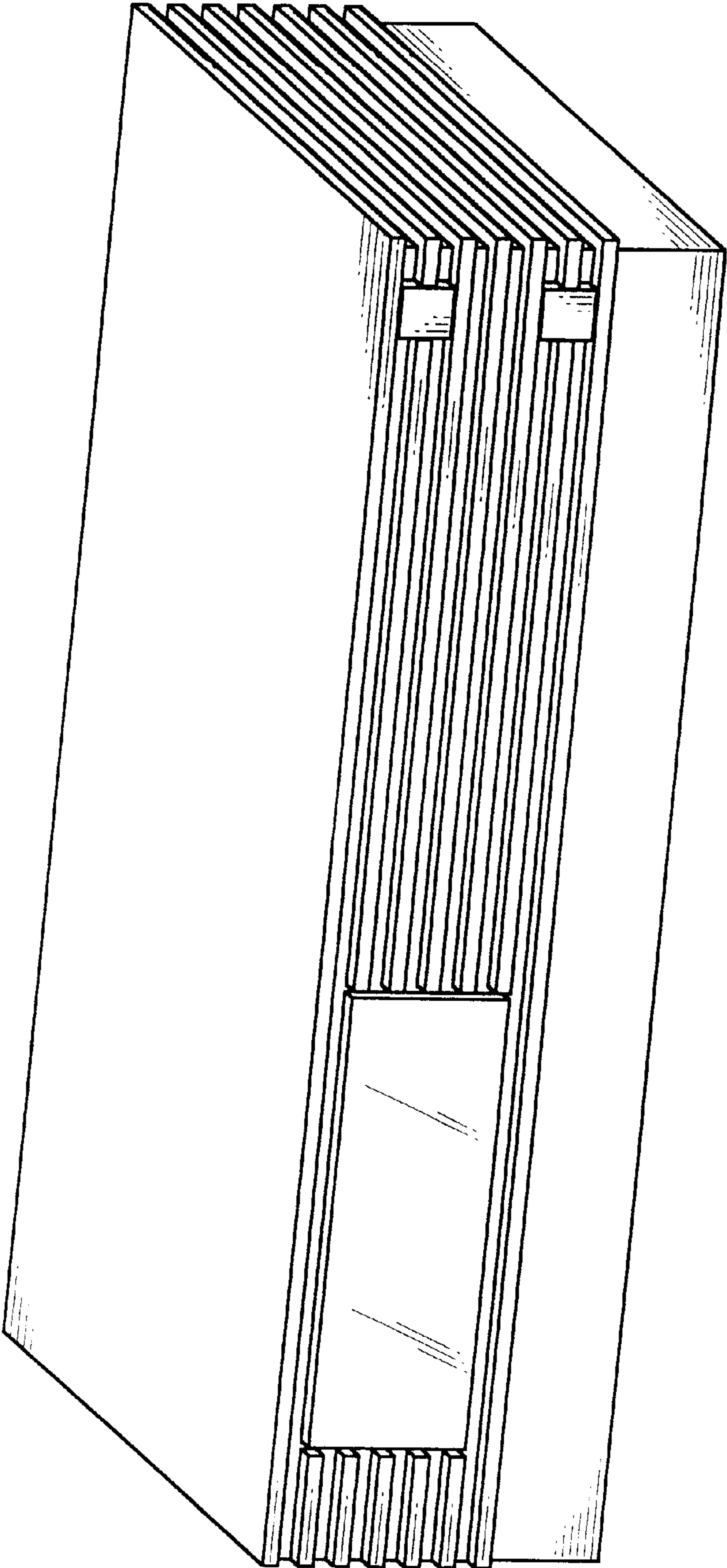


FIG. 1




FIG. 3

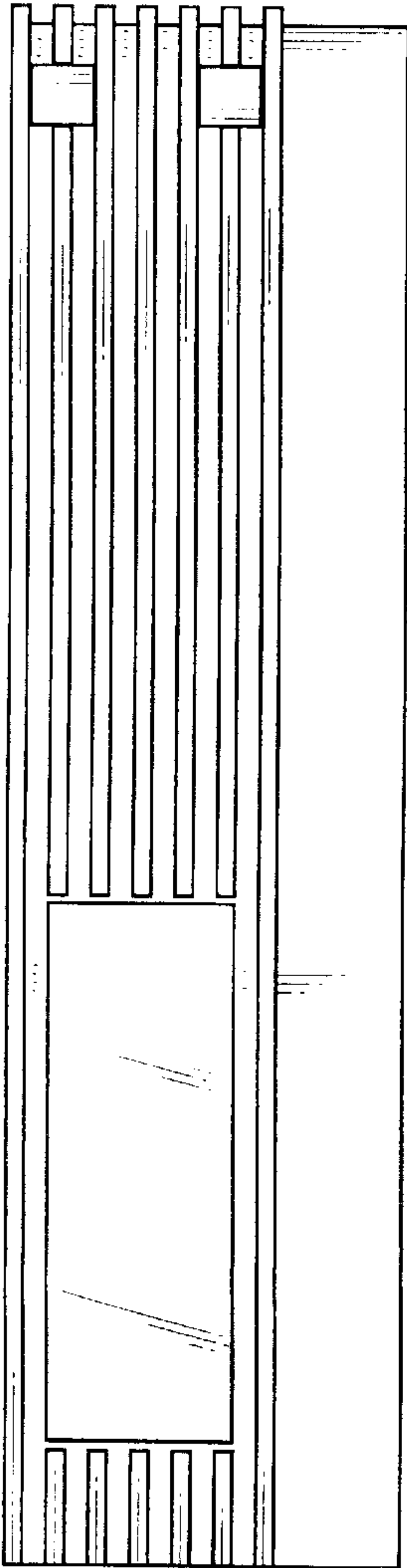


FIG. 2




FIG. 4