



US00D441348S

(12) **United States Design Patent**
Todd et al.

(10) **Patent No.:** **US D441,348 S**

(45) **Date of Patent:** **** May 1, 2001**

(54) **PROCESS CHAMBER LID**
(75) Inventors: **Craig B. Todd**, San Jose; **James E. Yu**,
Santa Clara, both of CA (US)
(73) Assignee: **Applied Materials, Inc.**, Santa Clara,
CA (US)
(**) Term: **14 Years**

5,380,682	1/1995	Edwards et al.	437/225
5,516,732	5/1996	Flegal	437/250
5,520,002	5/1996	Ishikawa	62/55.5
5,582,866	12/1996	White	427/248.1
5,769,952	6/1998	Komino	118/733
5,784,238	7/1998	Nering et al.	361/65
5,930,456	7/1999	Vosen	392/416
5,944,857	8/1999	Edwards et al.	29/25.01
6,093,252 *	7/2000	Wengert et al.	118/719
6,110,556 *	8/2000	Bang et al.	118/719 X

(21) Appl. No.: **29/114,741**
(22) Filed: **Nov. 30, 1999**
(51) **LOC (7) Cl.** **13-99**
(52) **U.S. Cl.** **D13/184; D13/199**
(58) **Field of Search** 437/250, 225;
29/25.01; 392/416; 361/65; 118/719, 723,
733; D13/182, 184, 199

FOREIGN PATENT DOCUMENTS

0756316A1	1/1997	(EP) .
60-221572	6/1985	(JP) .
61-170568	8/1986	(JP) .
61-246381	11/1986	(JP) .
62-116769	5/1987	(JP) .
62-131455	6/1987	(JP) .
62-164875	7/1987	(JP) .
4-87782	3/1992	(JP) .
4-87784	3/1992	(JP) .
4-87785	3/1992	(JP) .
WO 87/07309	3/1987	(WO) .

(56) **References Cited**
U.S. PATENT DOCUMENTS

4,405,435	9/1983	Tateishi et al.	204/298
4,498,416	2/1985	Bouchaib	118/719
4,592,306	6/1986	Gallego	118/719
4,607,593	8/1986	Van Hemel	118/719
4,664,062	5/1987	Kamohara et al.	118/719
4,681,773	7/1987	Bean	427/38
4,709,655	12/1987	Van Mastrigt	118/719
4,715,921	12/1987	Maher et al.	156/345
4,717,461	1/1988	Strahl et al.	204/192.1
4,733,631	3/1988	Boyarsky et al.	118/719
4,739,787	4/1988	Stoltenberg	137/14
4,820,106	4/1989	Walde et al.	414/217
4,825,808	5/1989	Takahashi et al.	118/719
4,857,160	8/1989	Landau et al.	204/192.12
4,886,592	12/1989	Anderle et al.	204/298
4,917,556	4/1990	Stark et al.	414/217
4,951,601	8/1990	Maydan et al.	118/719
5,000,113	3/1991	Wang et al.	118/723
5,067,218	11/1991	Williams	29/25.01
5,088,444	2/1992	Ohmine et al.	118/719
5,186,718	2/1993	Tepman et al.	29/25.01
5,199,483	4/1993	Bahng	165/1
5,259,881	11/1993	Edwards et al.	118/719
5,352,248	10/1994	Ishikawa et al.	29/25.01

* cited by examiner

Primary Examiner—Brian N. Vinson
(74) *Attorney, Agent, or Firm*—Thomason, Moser & Patterson

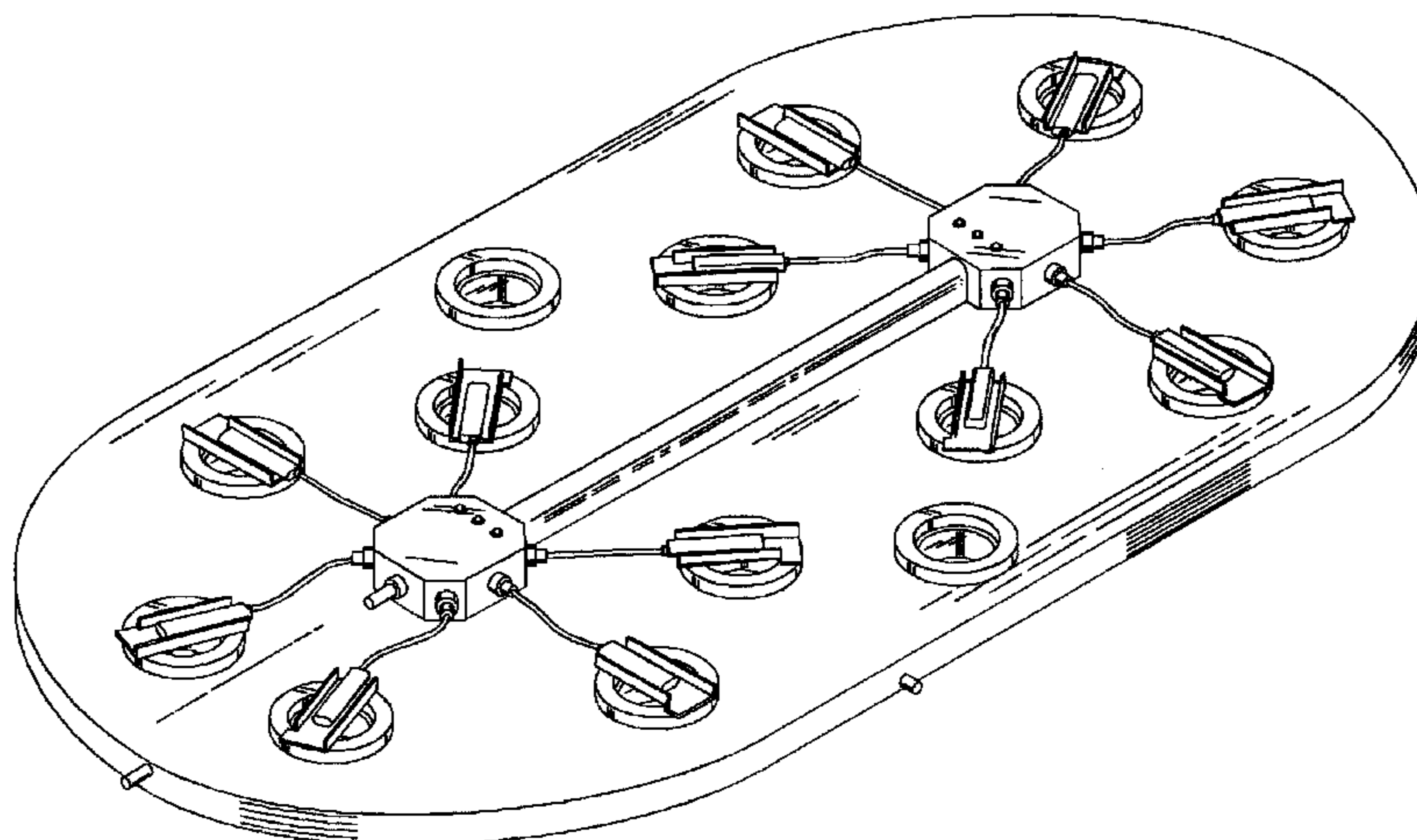
(57) **CLAIM**

The ornamental design for a process chamber lid, as shown and described.

DESCRIPTION

FIG. 1 is a top perspective view of a process chamber lid showing our new design;
FIG. 2 is a top plan view thereof;
FIG. 3 is a side elevational view thereof;
FIG. 4 is an opposite side elevational view thereof;
FIG. 5 is an enlarged end elevational view thereof;
FIG. 6 is an enlarged opposite end elevational view thereof;
and,
FIG. 7 is a bottom plan view thereof.

1 Claim, 5 Drawing Sheets



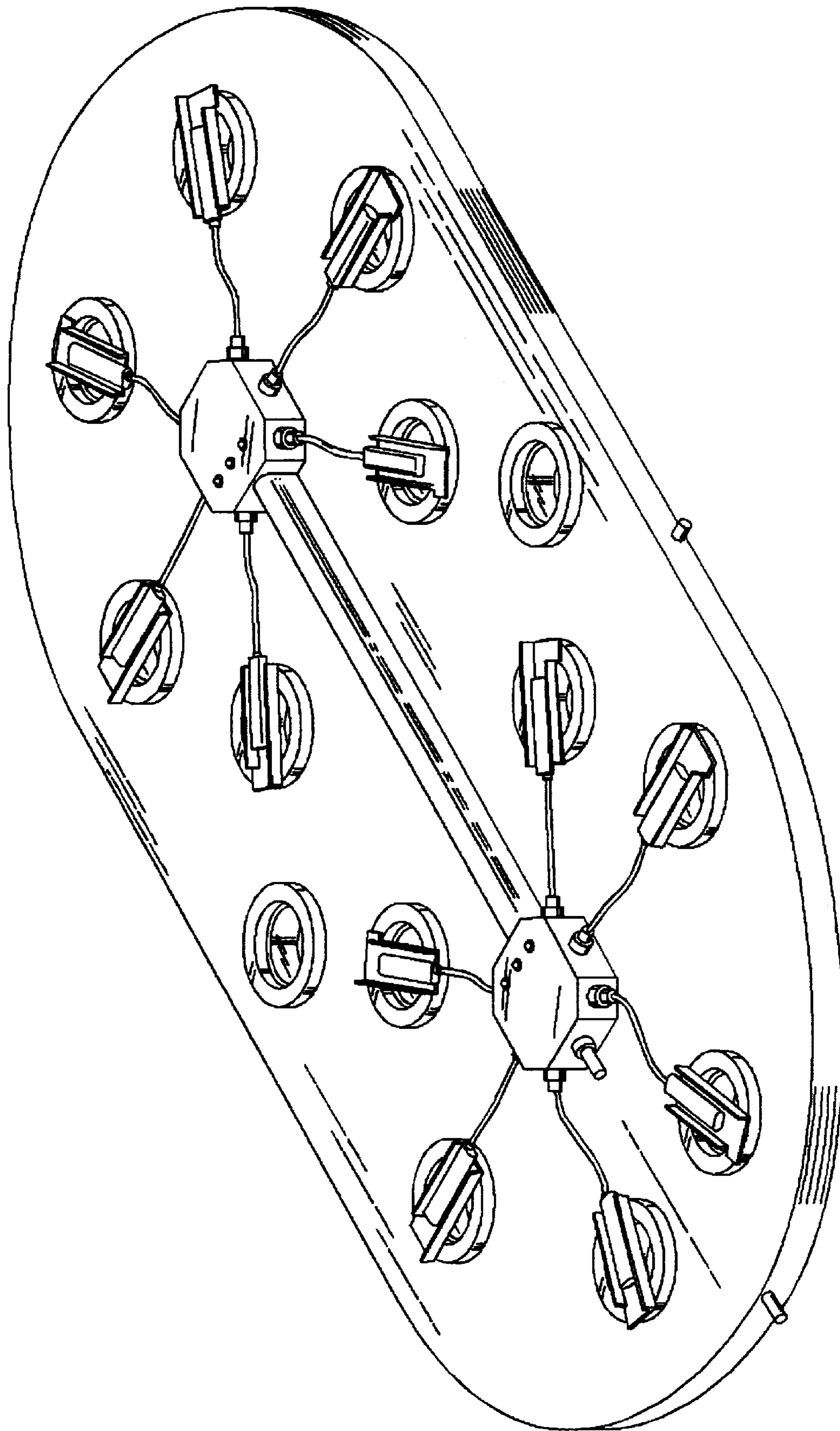


Fig. 1

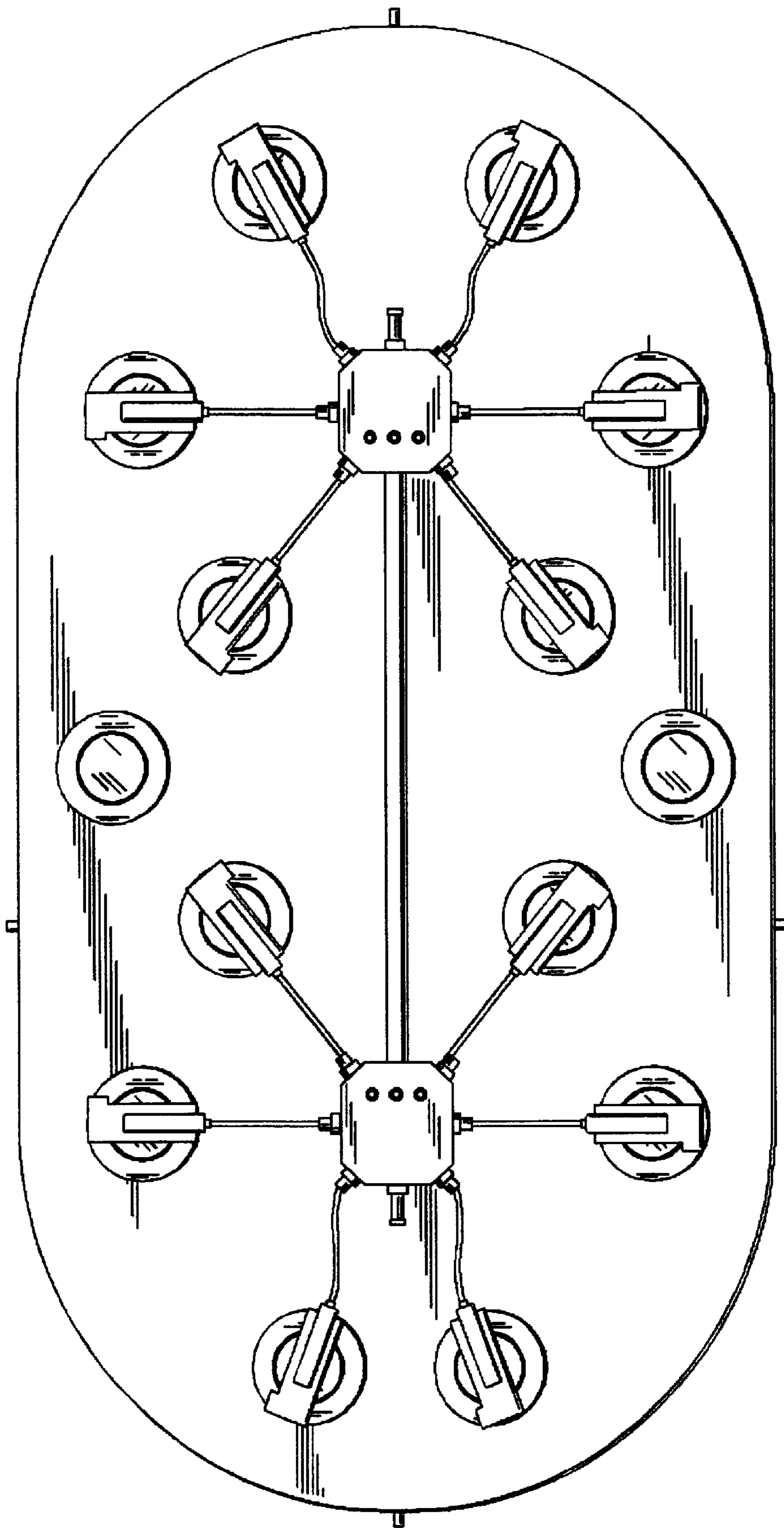


Fig. 2



Fig. 3

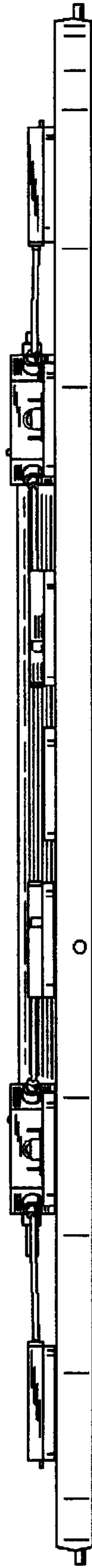


Fig. 4

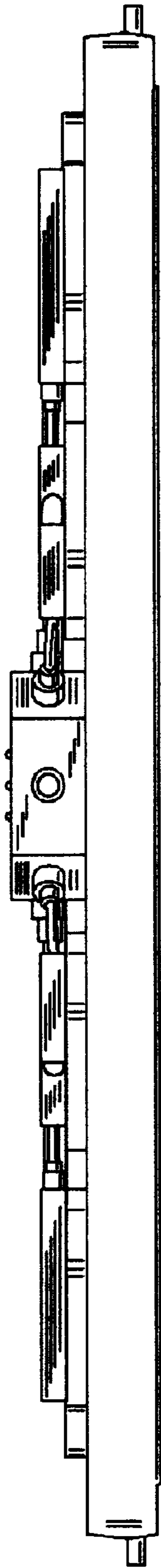


Fig. 5

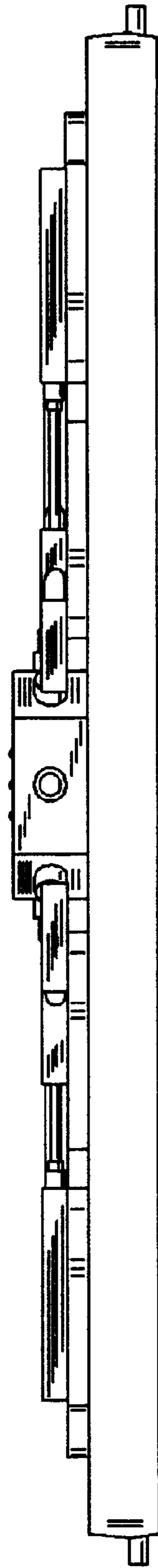


Fig. 6

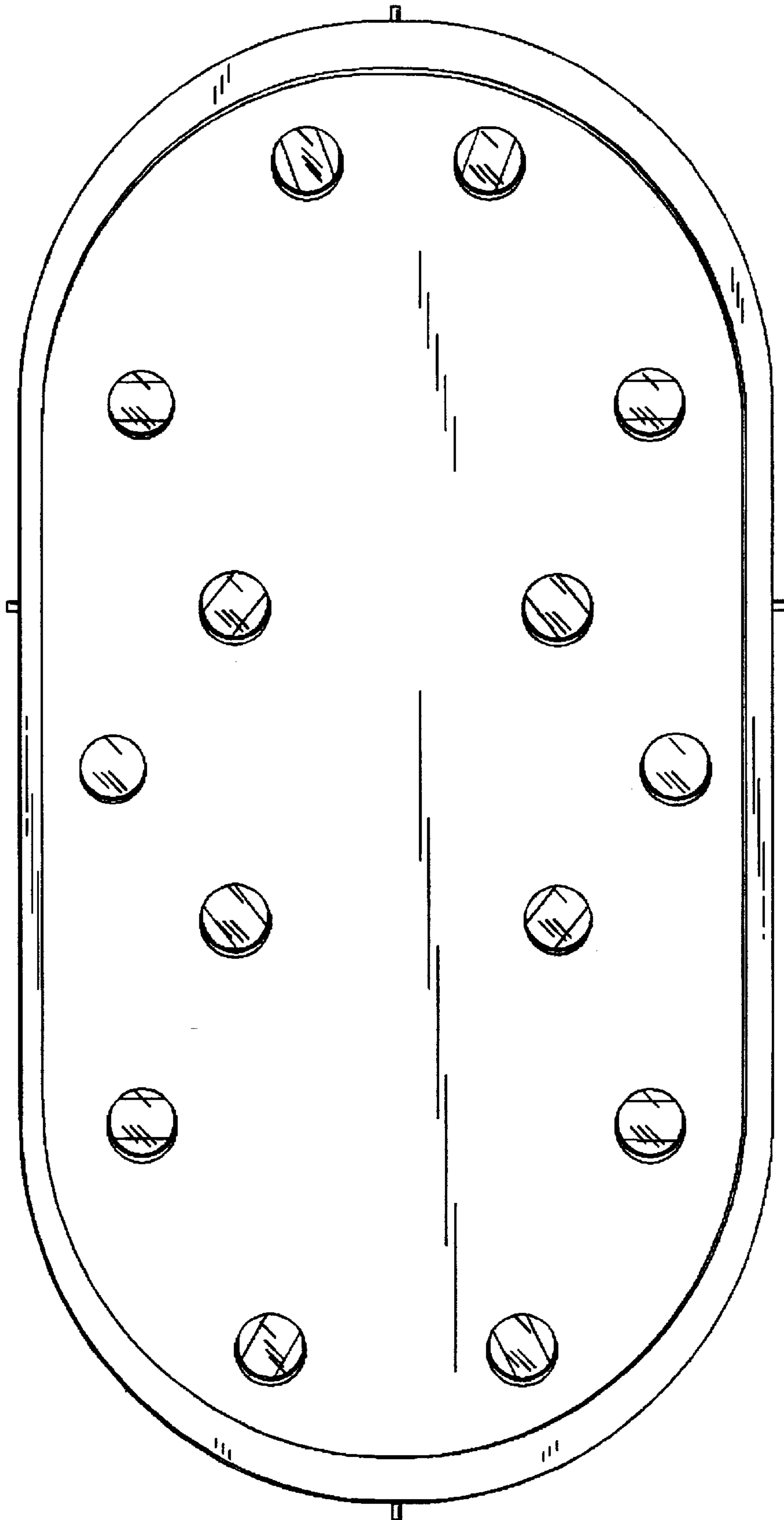


Fig. 7