



US00D441336S

(12) **United States Design Patent**
Hussaini et al.

(10) **Patent No.:** **US D441,336 S**

(45) **Date of Patent:** **** May 1, 2001**

(54) **FLOOR MAT**

(75) Inventors: **Saied Hussaini; Marc Iacovelli**, both of Miami, FL (US)

(73) Assignee: **Rally Manufacturing, Inc.**, Miami, FL (US)

(**) Term: **14 Years**

(21) Appl. No.: **29/131,861**

(22) Filed: **Oct. 30, 2000**

(51) **LOC (7) Cl.** **12-16**

(52) **U.S. Cl.** **D12/203**

(58) **Field of Search** D12/203; D6/582-586, D6/592; 296/97.23; 15/215-217; 428/141; 280/163, 164.1

(56) **References Cited**

U.S. PATENT DOCUMENTS

D. 420,965	*	2/2000	Iacovelli et al.	D12/203
D. 422,256	*	4/2000	Lu	D12/203
D. 424,498	*	5/2000	Iacovelli	D12/203
D. 432,478	*	10/2000	Lu	D12/203
D. 432,965	*	10/2000	Hussaini et al.	D12/203
D. 433,366	*	11/2000	Hussaini et al.	D12/203
D. 433,982	*	11/2000	Hussaini et al.	D12/203

* cited by examiner

Primary Examiner—Stacia Cadmus

(74) *Attorney, Agent, or Firm*—Liniak, Berenato, Longacre & White

(57) **CLAIM**

The ornamental design for a floor mat, as shown and described.

DESCRIPTION

FIG. 1 is a front View of the floor mat according to the present invention;

FIG. 2 is a rear view of the floor mat of FIG. 1 according to the present invention;

FIG. 3 is a left view of the floor mat of FIG. 1 according to the present invention;

FIG. 4 is a right view of the floor mat of FIG. 1 according to the present invention;

FIG. 5 is a top view of the floor mat of FIG. 1 according to the present invention;

FIG. 6 is a bottom view of the floor mat of FIG. 1 according to the present invention; and,

FIG. 7 is a front elevational perspective view of the floor mat of FIG. 1 according to the present invention.

1 Claim, 5 Drawing Sheets

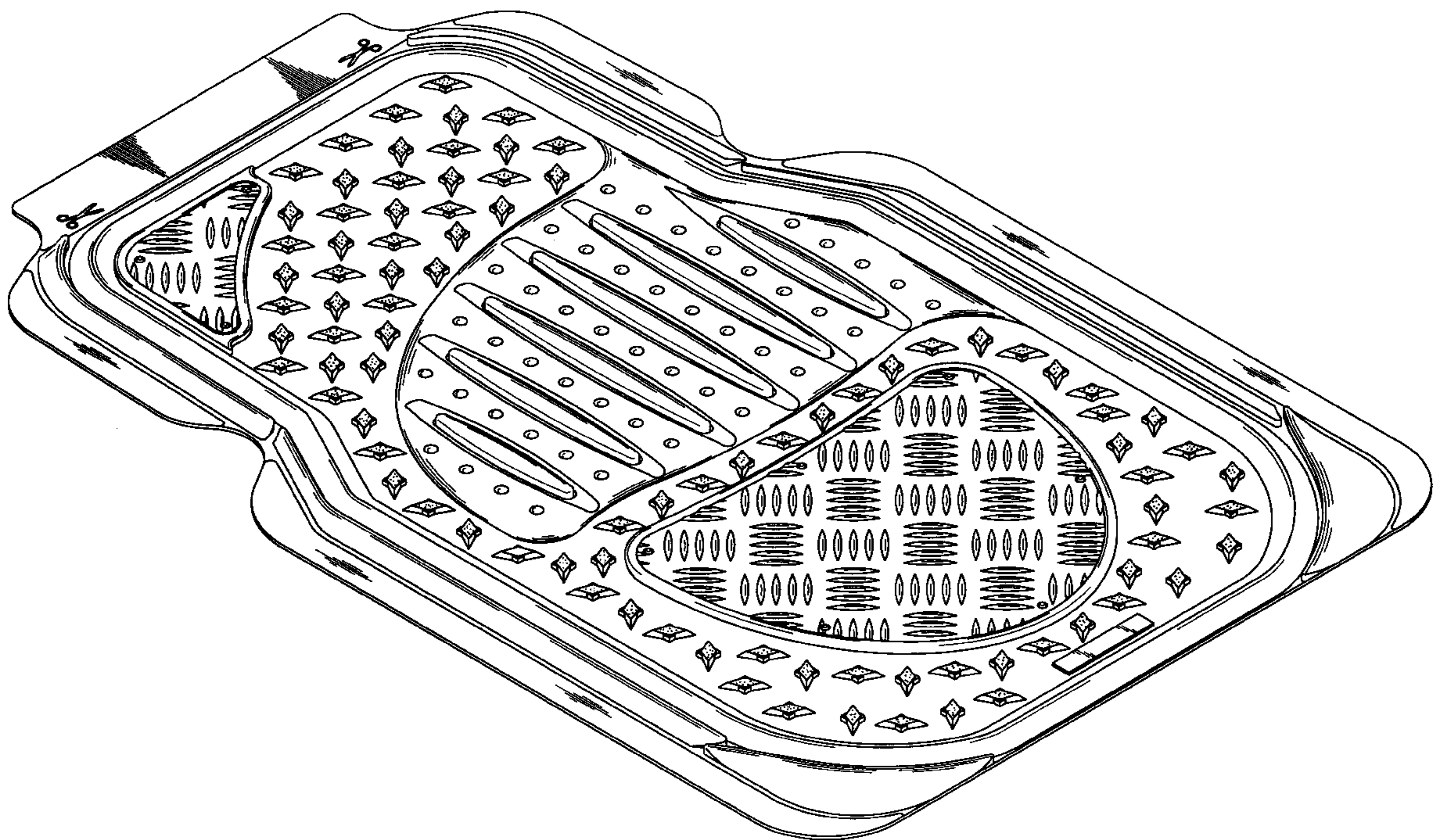


Fig. 1

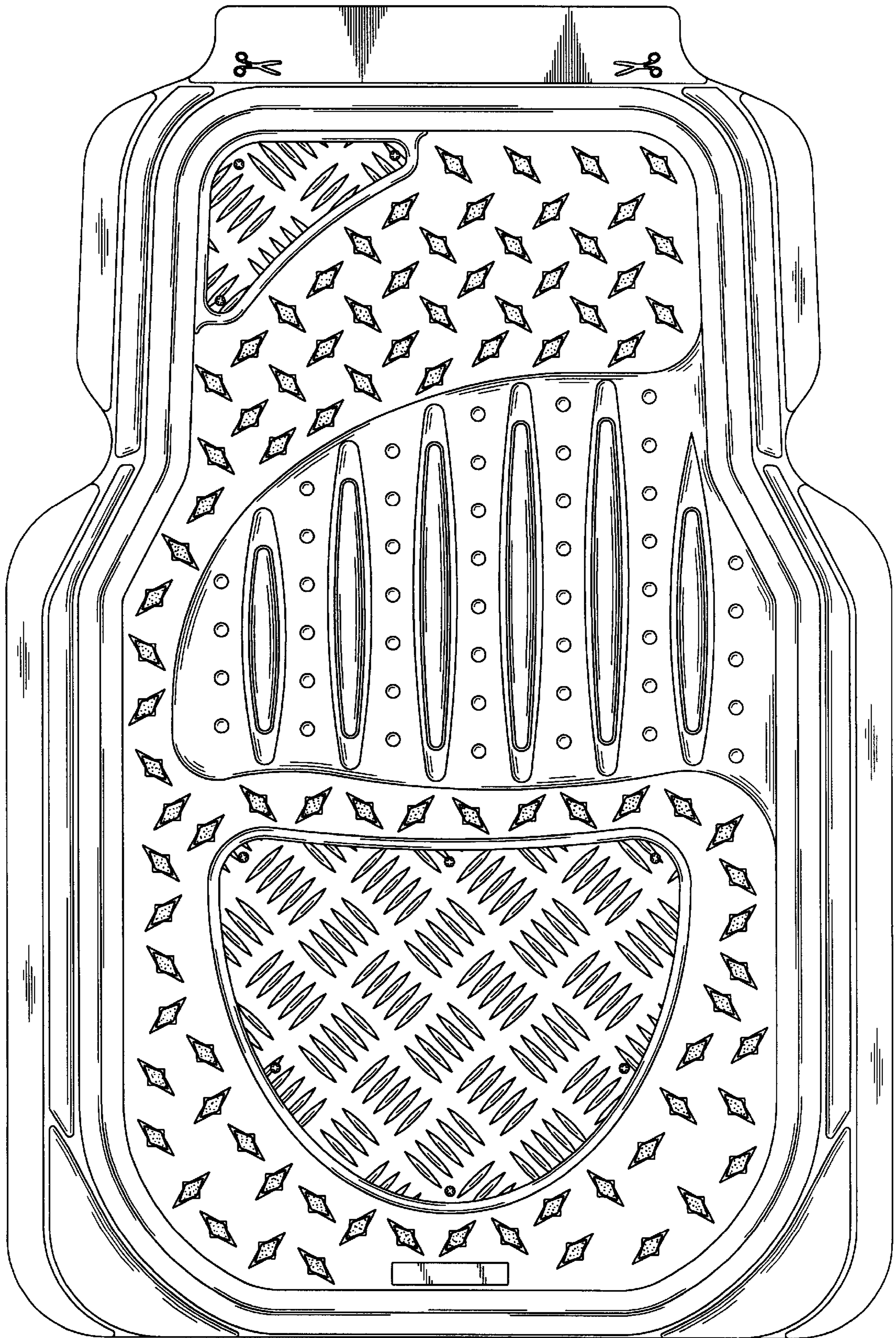


Fig. 2

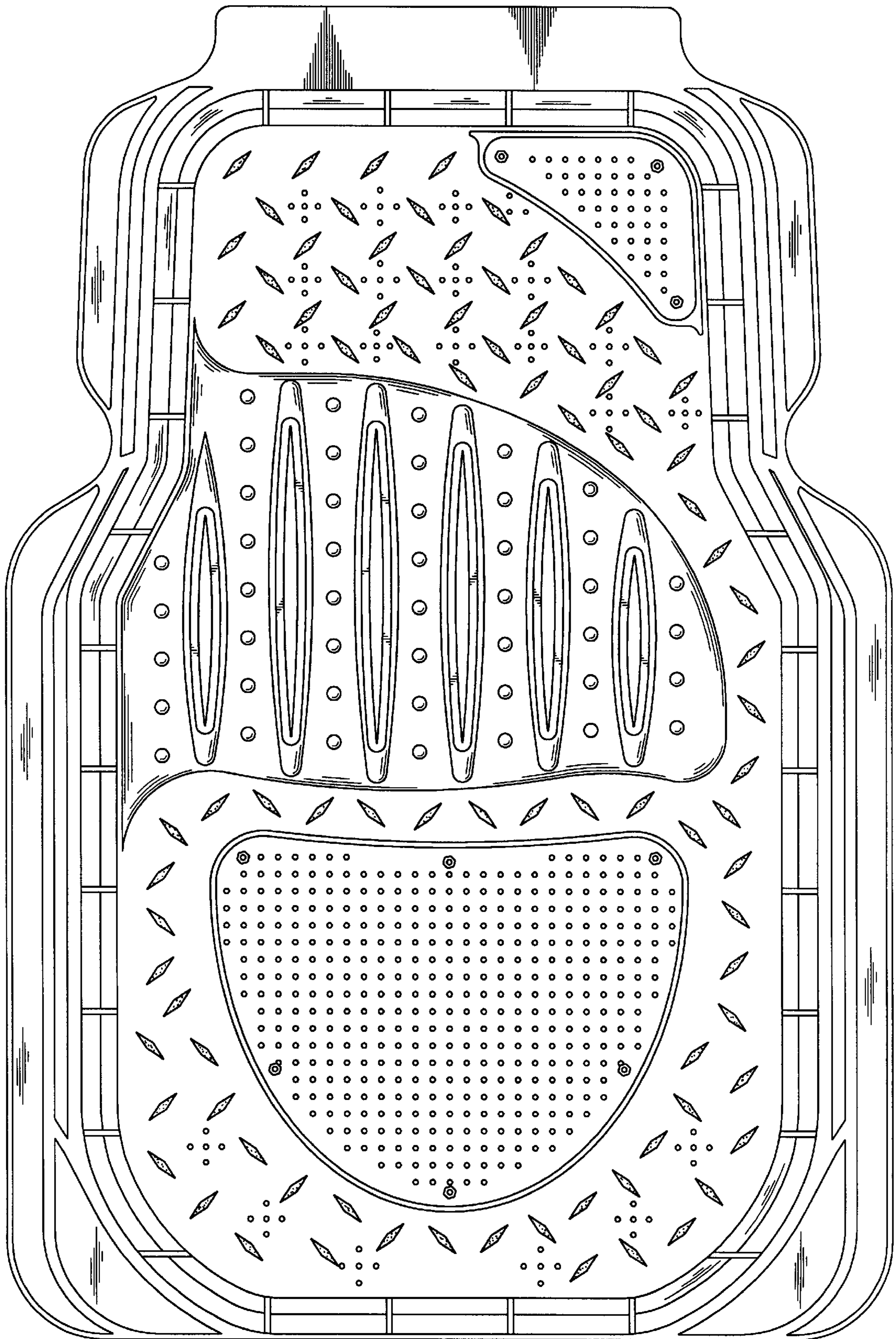


Fig. 3




Fig. 4

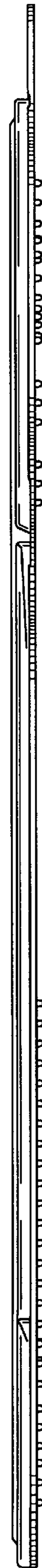


Fig. 5




Fig. 6

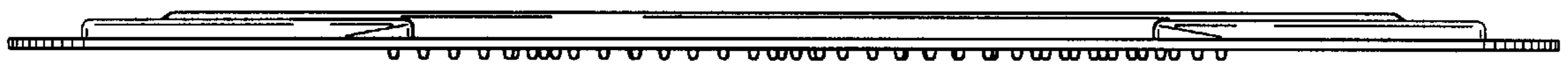


Fig. 7

