



US00D441328S

(12) **United States Design Patent**  
**Heinen et al.**

(10) **Patent No.:** **US D441,328 S**

(45) **Date of Patent:** **\*\* May 1, 2001**

(54) **TIRE TREAD**

D. 425,831 \* 5/2000 Heinen ..... D12/147

(75) Inventors: **Richard Heinen**, Habay-la-Neuve (BE);  
**Georges Nicolas Hilbert**, Moutfort (LU)

(73) Assignee: **The Goodyear Tire & Rubber Company**, Akron, OH (US)

(\*\*) Term: **14 Years**

(21) Appl. No.: **29/118,778**

(22) Filed: **Feb. 15, 2000**

(51) **LOC (7) Cl.** ..... **12-15**

(52) **U.S. Cl.** ..... **D12/146**

(58) **Field of Search** ..... D12/134-152;  
152/209.1, 209.8, 209.9, 209.11, 209.12,  
209.13, 209.28, 900, 901, 902, 903

(56) **References Cited**

**U.S. PATENT DOCUMENTS**

D. 328,583	8/1992	Graas et al. ....	D12/147
D. 350,714	9/1994	Maxwell et al. ....	D12/146
D. 360,861	8/1995	Graas et al. ....	D12/147
D. 370,196	5/1996	Graas et al. ....	D12/147
D. 377,922	2/1997	van der Meer et al. ....	D12/147
D. 395,415	6/1998	Graas ....	D12/147
D. 400,131	10/1998	Graas ....	D12/146
D. 406,085	2/1999	Graas ....	D12/146

**OTHER PUBLICATIONS**

Michelin XDY-1 Tire, 1999 Tread Design Guide, p. 150. 4/5, Jan. 1999.\*

\* cited by examiner

*Primary Examiner*—Robert M. Spear

(74) *Attorney, Agent, or Firm*—David E. Wheeler; T P Lewandowski

(57) **CLAIM**

The ornamental design for a tire tread, as shown and described.

**DESCRIPTION**

FIG. 1 is a perspective view of a tire tread showing our new design, it being understood that the pattern repeats uniformly throughout the circumference of the tread;

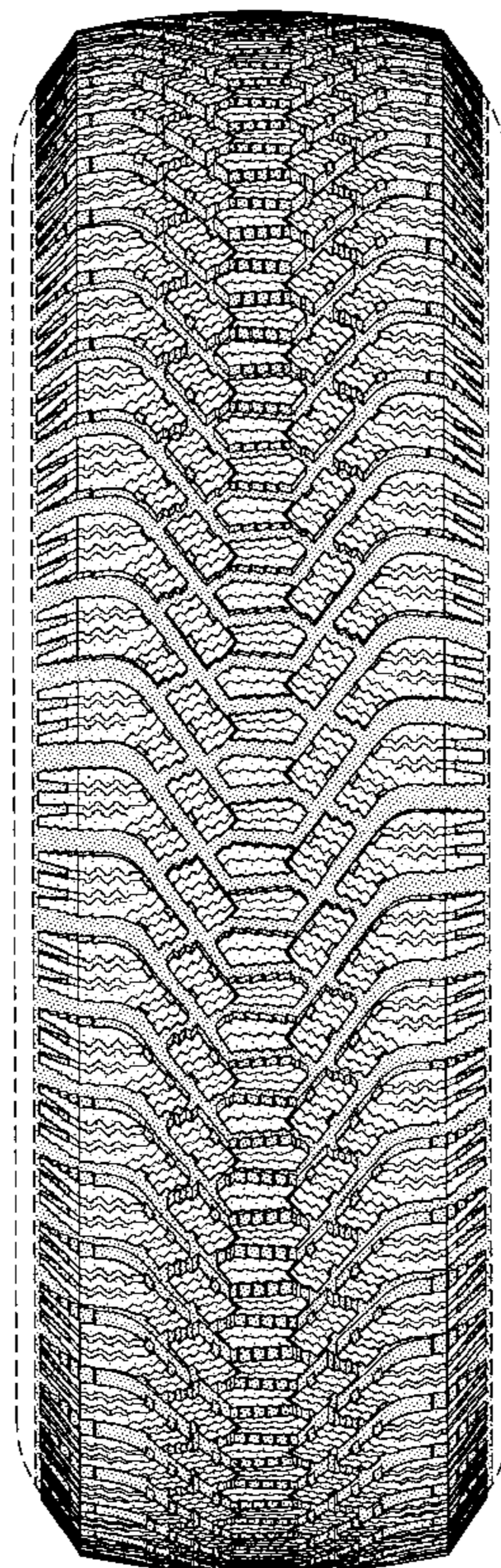
FIG. 2 is a front elevational view thereof;

FIG. 3 is a side elevational view thereof, the opposite side elevational view being identical thereto; and,

FIG. 4 is an enlarged fragmentary perspective view.

In the drawings, the broken lines defining the inner bead of the sidewall and the peripheral boundary between the tire tread and the sidewall are for illustrative purposes only and form no part of the claimed design.

**1 Claim, 4 Drawing Sheets**



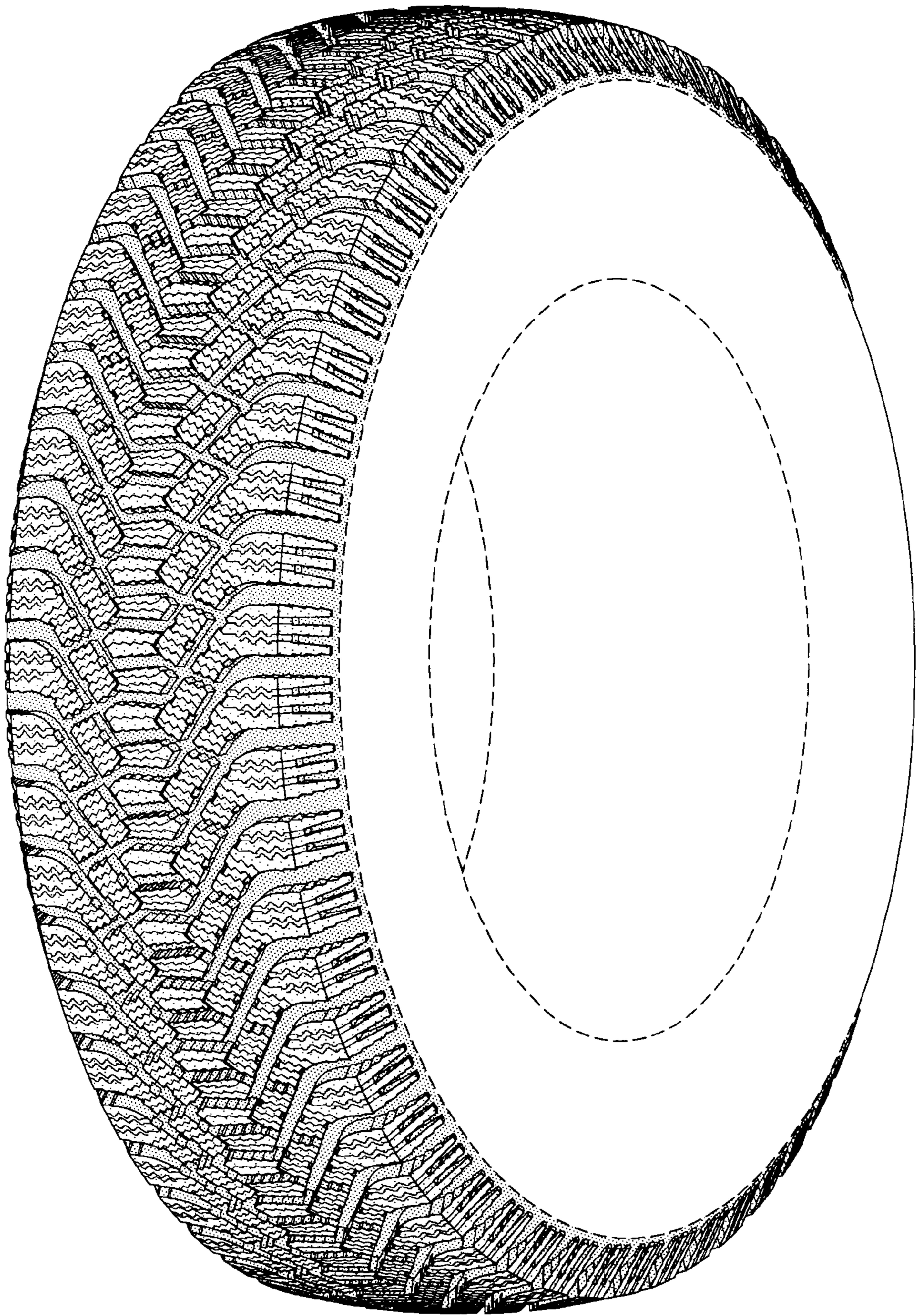


FIG-1

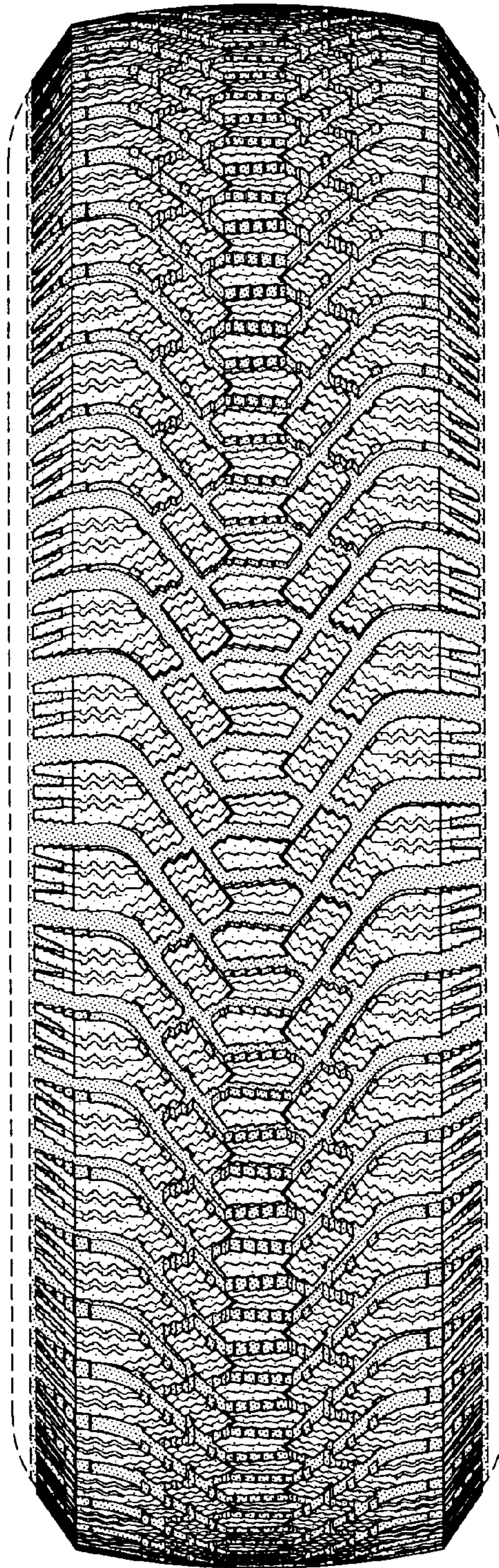


FIG-2

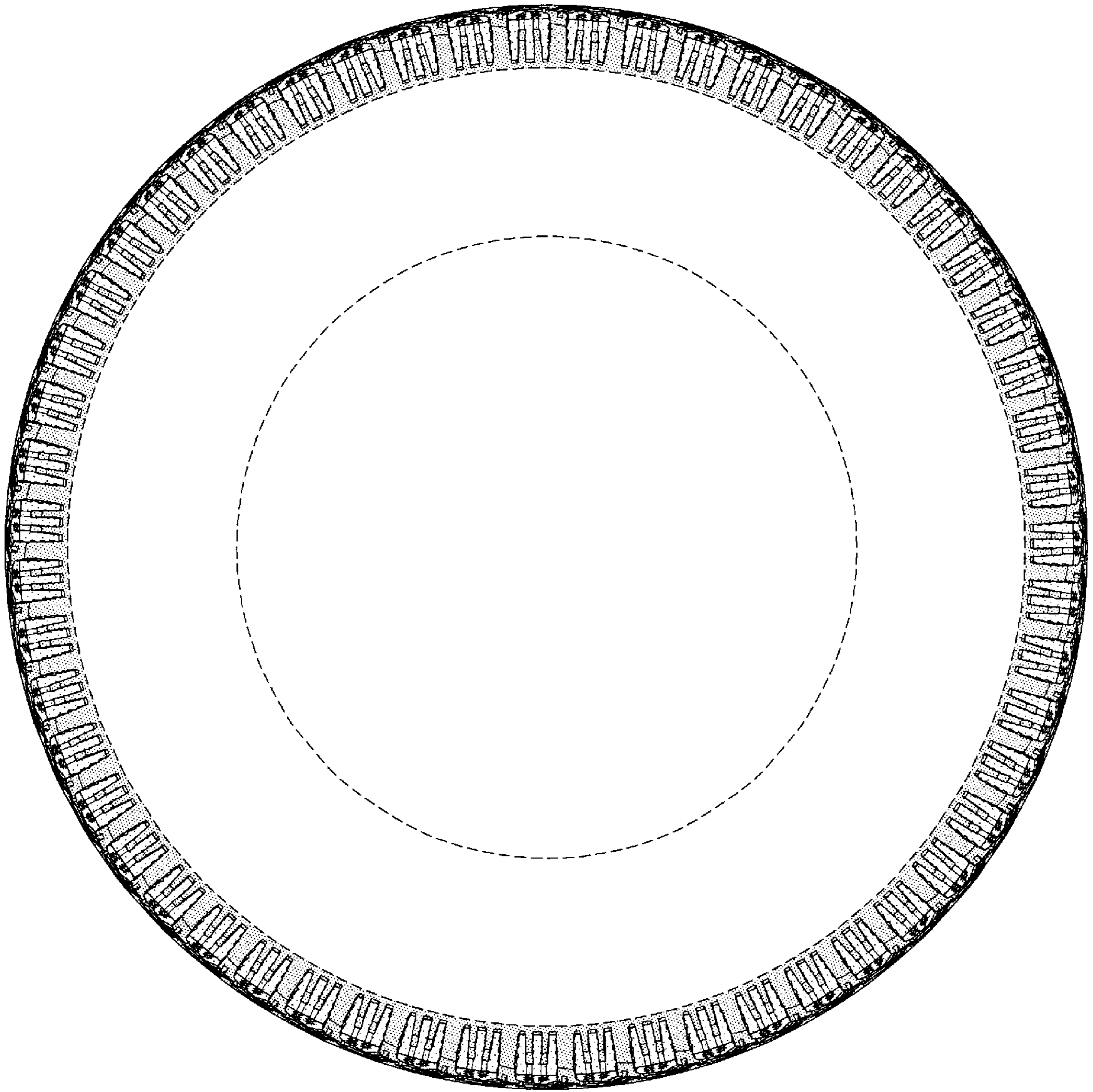


FIG-3

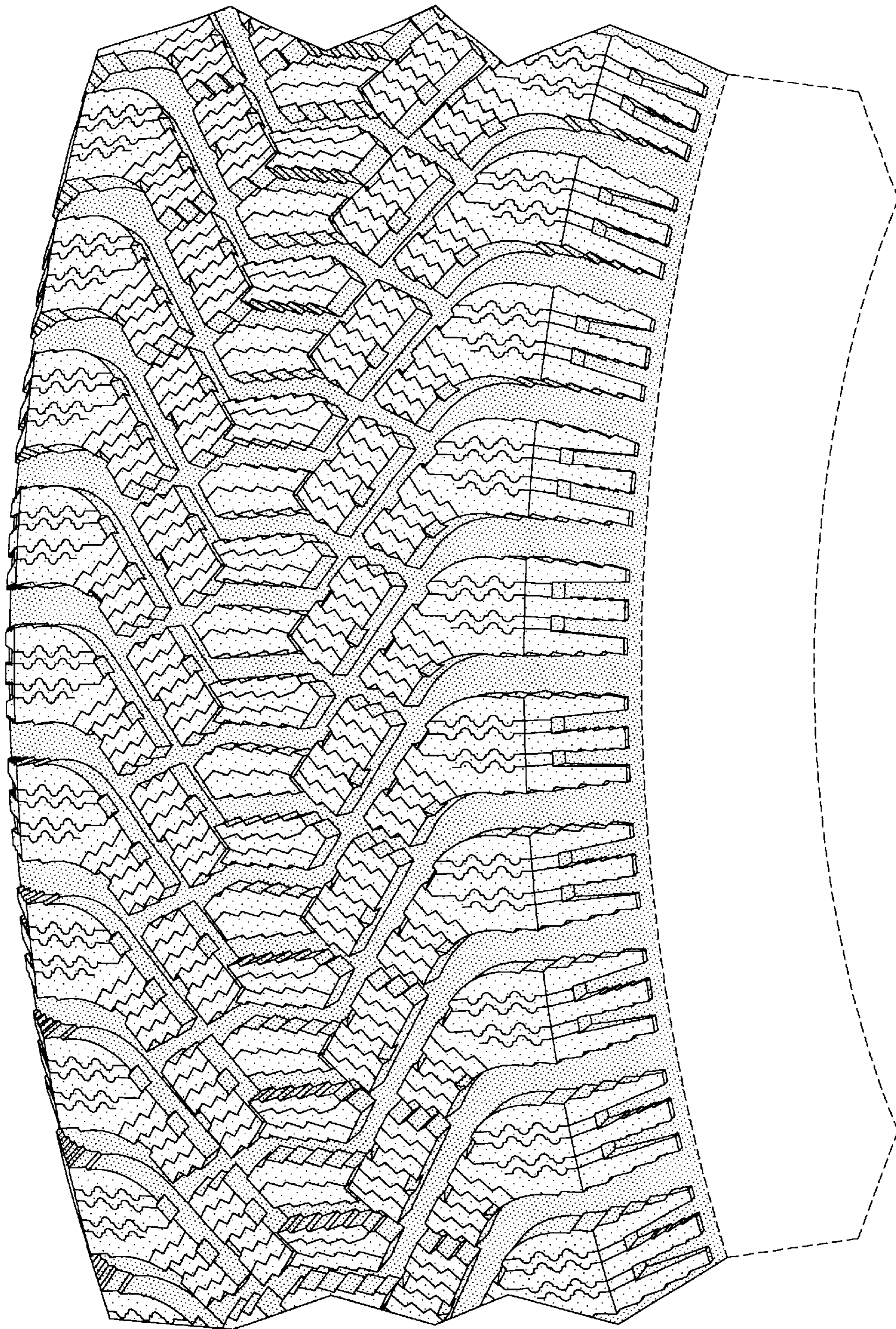


FIG-4