



US00D441324S

(12) **United States Design Patent**  
**Chiu et al.**

(10) **Patent No.:** **US D441,324 S**

(45) **Date of Patent:** **\*\* May 1, 2001**

(54) **BICYCLE CHAIN RING**

**OTHER PUBLICATIONS**

(76) Inventors: **Tung-Chien Chiu; Chon-I Mao**, both  
of 58, Ma Yuan West St., Taichung  
(TW)

Schwab Cycles, chain rings on p. 17, Spring 1998.\*

\* cited by examiner

(\*\*) Term: **14 Years**

*Primary Examiner*—Alan P. Douglas  
*Assistant Examiner*—Linda Brooks

(21) Appl. No.: **29/124,695**

(57) **CLAIM**

(22) Filed: **Jun. 7, 2000**

The ornamental design for a bicycle chain ring, as shown  
and described.

(51) **LOC (7) Cl.** ..... **12-11**

(52) **U.S. Cl.** ..... **D12/123**

(58) **Field of Search** ..... D12/122-124,  
D12/111, 112; 474/152, 155-158, 160-164,  
202

**DESCRIPTION**



(56) **References Cited**

**U.S. PATENT DOCUMENTS**

D. 299,448	*	1/1989	Haro	.....	D12/123
D. 306,842	*	3/1990	Belser	.....	D12/123
D. 368,055	*	3/1996	Jouret	.....	D12/123
5,213,550	*	5/1993	Wu	.....	474/160
5,314,366	*	5/1994	Palm	.....	474/152

FIG. 1 is a perspective view of a bicycle chain ring showing  
my design;  
FIG. 2 is a front elevational view thereof;  
FIG. 3 is a rear elevational view thereof;  
FIG. 4 is a left side elevational view thereof;  
FIG. 5 is a right side elevational view thereof;  
FIG. 6 is a top plan view thereof; and,  
FIG. 7 is a bottom plan view thereof.

**1 Claim, 7 Drawing Sheets**








FIG. 1



F I G. 2



F I G. 3



FIG. 4



F I G. 5



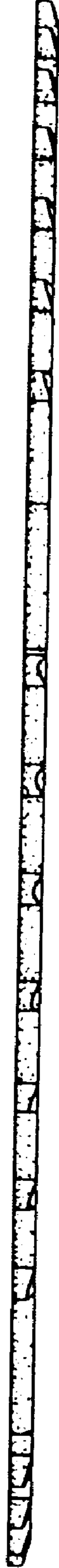


FIG. 6



FIG. 7