



US00D441320S

(12) **United States Design Patent**  
**Kehr**

(10) **Patent No.:** **US D441,320 S**

(45) **Date of Patent:** **\*\* May 1, 2001**

(54) **SPORTS CAR SHAPED GOLF CART**

(76) **Inventor:** **William F. Kehr**, 708 J. Ave. NE. #1,  
Cedar Rapids, IA (US) 52402

(\*\*) **Term:** **14 Years**

(21) **Appl. No.:** **29/134,317**

(22) **Filed:** **Dec. 19, 2000**

(51) **LOC (7) Cl.** ..... **12-02**

(52) **U.S. Cl.** ..... **D12/16**

(58) **Field of Search** ..... D12/1, 16, 86,  
D12/89-90, 87; 280/DIG. 5, DIG. 6; 296/186;  
D34/15; 180/6.5, 89.1

(56) **References Cited**

**U.S. PATENT DOCUMENTS**

D. 205,504	*	8/1966	Gale	.....	D12/16
D. 227,244	*	6/1973	Keene	.....	D12/16
D. 236,098	*	7/1975	Bedel	.....	D12/16
D. 245,242	*	8/1977	Stolley	.....	D12/16
D. 245,592	*	8/1977	Davidson	.....	D12/16
D. 320,580	*	10/1991	Kim	.....	D12/16

D. 326,831	*	6/1992	Lanius et al.	.....	D12/16
D. 369,762	*	5/1996	Molzon et al.	.....	D12/16
D. 373,099	*	8/1996	Molzon et al.	.....	D12/16
D. 432,460	*	10/2000	Huang	.....	D12/16
4,037,614	*	7/1977	Hines et al.	.....	280/DIG. 5

\* cited by examiner

*Primary Examiner*—Stacia Cadmus

(74) *Attorney, Agent, or Firm*—John Gugliotta

(57) **CLAIM**

The ornamental design for a sports car shaped golf cart, as shown and described.

**DESCRIPTION**

FIG. 1 is a perspective view of a sports car shaped golf cart showing my new design;

FIG. 2 is a left side elevational view thereof, the opposite side being a mirror image;


FIG. 3 is a top plan view thereof;

FIG. 4 is a bottom plan view thereof;

FIG. 5 is a front elevational view; and,

FIG. 6 is a back elevational view thereof.

**1 Claim, 3 Drawing Sheets**






Figure 1




Figure 2




Figure 3

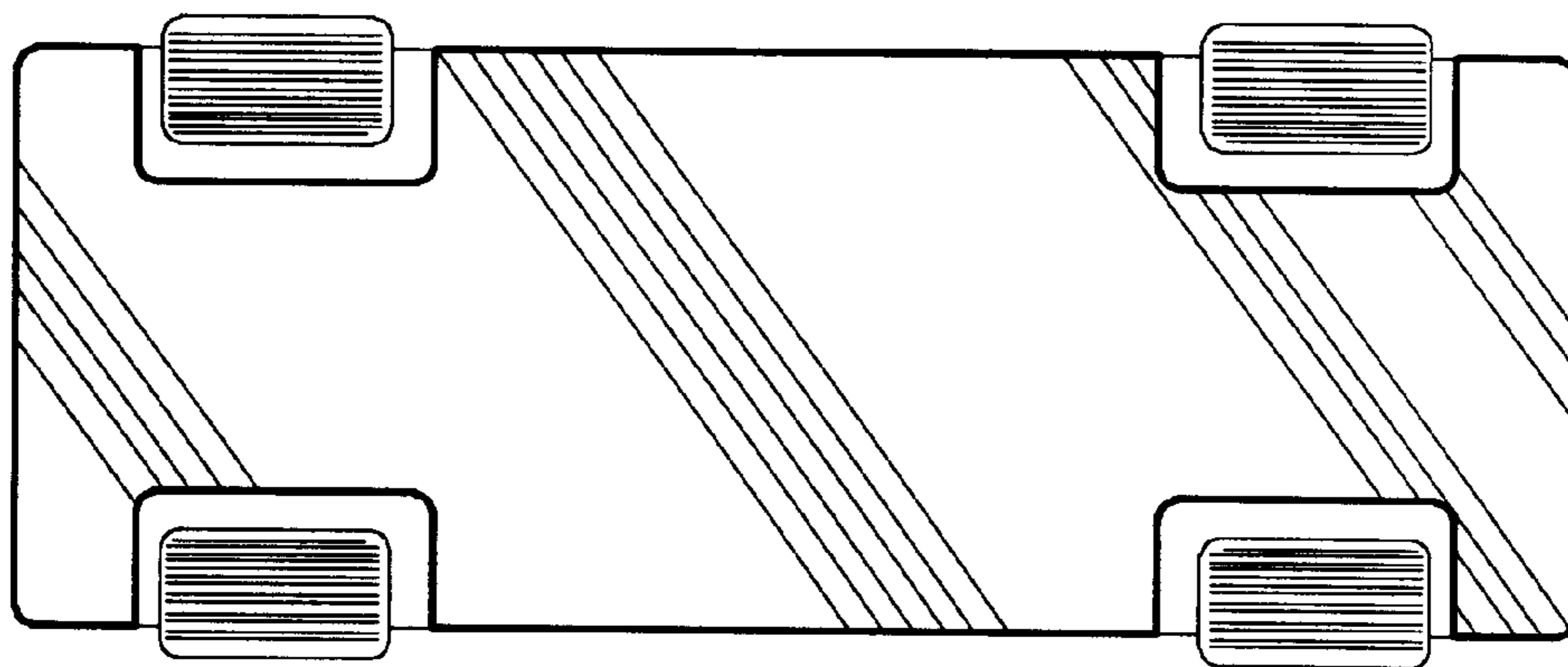


Figure 4

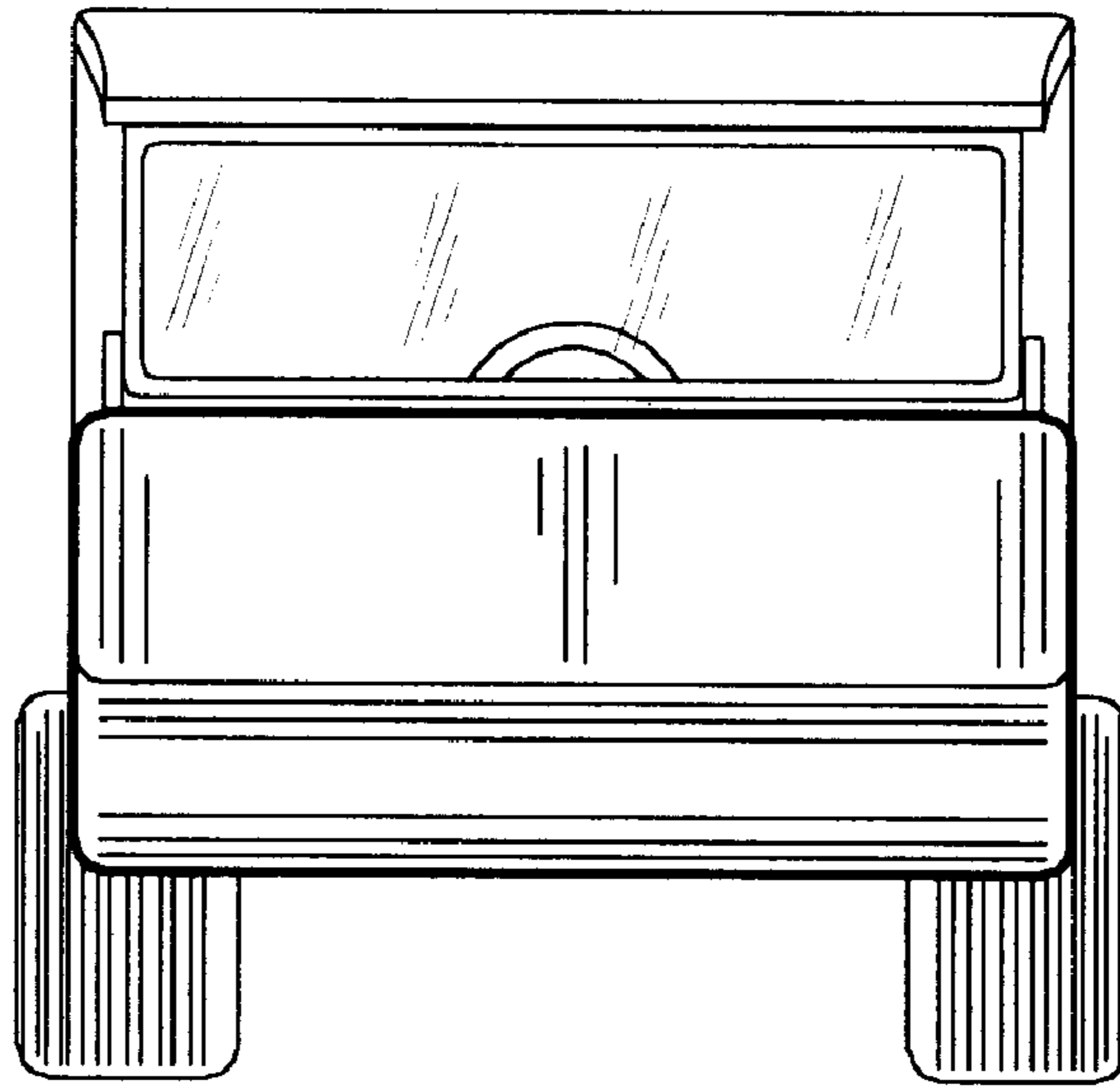


Figure 5




Figure 6