



US00D441318S

(12) **United States Design Patent**
Akashi et al.

(10) **Patent No.:** **US D441,318 S**

(45) **Date of Patent:** **** May 1, 2001**

(54) **FEMALE MEMBER OF SNAP BUTTON FOR WEAR**

D. 415,717 * 10/1999 Akashi D11/220

* cited by examiner

(76) Inventors: **Shunji Akashi**, 67-3, Tateno;
Kiyomasa Segawa, 403-3 Nakashin,
both of Kurobe-shi, Toyama-ken (JP)

Primary Examiner—Louis S. Zarfes
Assistant Examiner—Catherine R. Oliver

(**) Term: **14 Years**

(57) **CLAIM**

The ornamental design for “female member of snap button for wear,” substantially as shown and described.

(21) Appl. No.: **29/105,021**

DESCRIPTION

(22) Filed: **May 14, 1999**

(30) **Foreign Application Priority Data**

Dec. 25, 1998 (JP) 10-38349

FIG. 1 is a front view of a female member of snap button for wear showing our new design;

(51) **LOC (7) Cl.** **02-07**

FIG. 2 is a top plan view thereof;

(52) **U.S. Cl.** **D11/220**

FIG. 3 is a right side view thereof;

(58) **Field of Search** D11/200–220,
D11/231; 24/303, 66.1, 201; D8/382, 349,
354, 373

FIG. 4 is an enlarged cross sectional view along line 4—4 of FIG. 3; and,

FIG. 5 is an enlarged cross sectional view along line 5—5 of FIG. 3.

(56) **References Cited**

The drawings show a part of the female member, and the female member is continuous longitudinally only.

U.S. PATENT DOCUMENTS

Its rear view should be symmetrical with the front view, its left side view should be symmetrical with the right side view, and its bottom plan view should be identical with the top plan view.

- D. 303,641 * 9/1989 Aoki D11/220
- D. 319,201 * 8/1991 Aoki D11/220
- D. 410,412 * 6/1999 Tominaga et al. D11/220
- D. 413,282 * 8/1999 Aoki D11/220

1 Claim, 1 Drawing Sheet

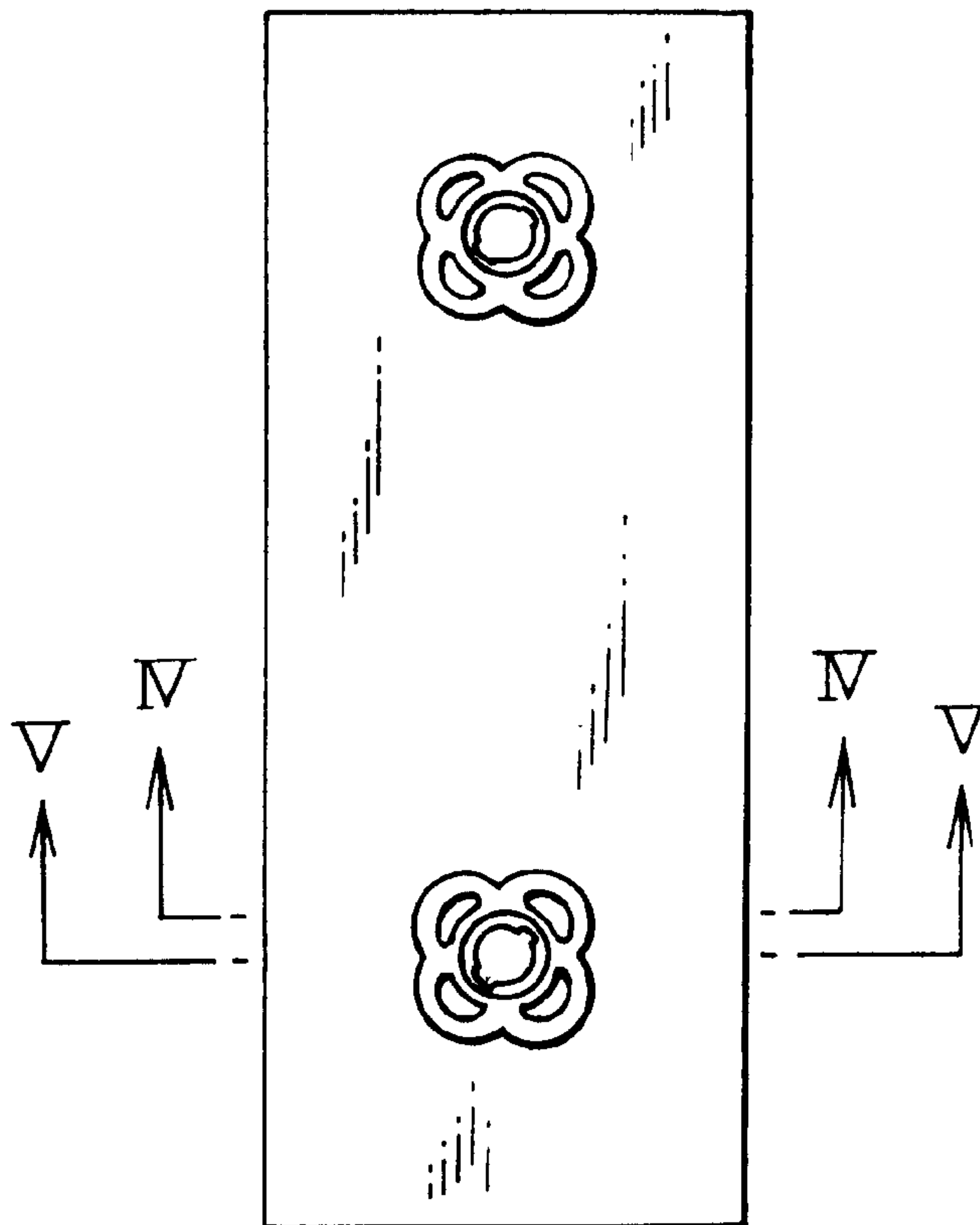


FIG. 1 FIG. 2 FIG. 3

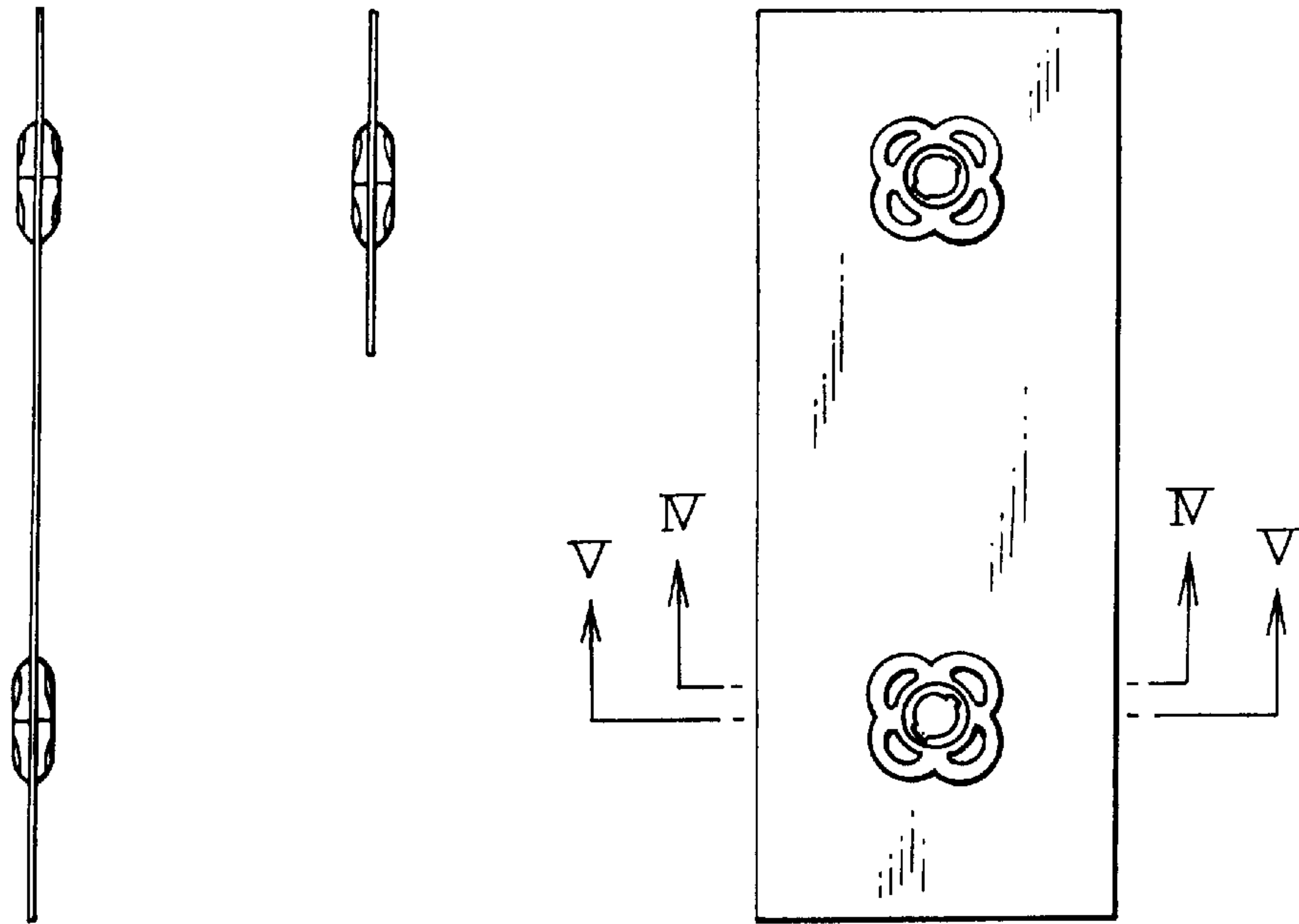


FIG. 4

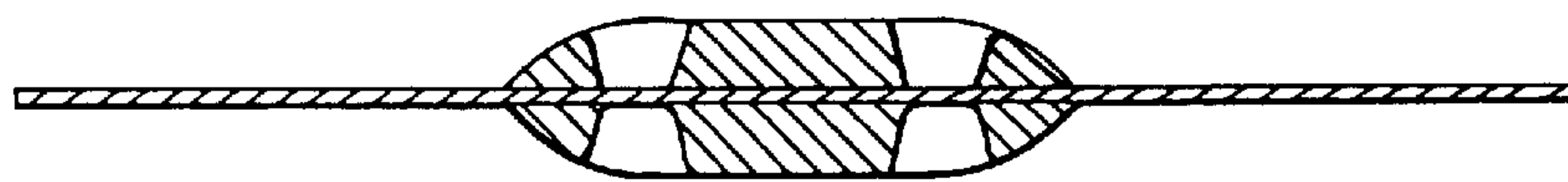


FIG. 5

