



US00D441295S

(12) **United States Design Patent** (10) **Patent No.:** **US D441,295 S**
Krich (45) **Date of Patent:** **** May 1, 2001**

(54) **BOTTLE WITH INTEGRATED GRIP PORTION**

(75) Inventor: **Jeffrey D. Krich**, Orland Park, IL (US)
(73) Assignee: **Crown Cork & Seal Technologies Corporation**, Alsip, IL (US)
(**) Term: **14 Years**

(21) Appl. No.: **29/097,418**
(22) Filed: **Dec. 7, 1998**

(51) **LOC (7) Cl.** **09-01**
(52) **U.S. Cl.** **D9/542; D9/569; D9/570**
(58) **Field of Search** **D9/542, 539, 543, D9/569, 570, 566, 557; 215/382, 383, 384**

(56) **References Cited**

U.S. PATENT DOCUMENTS

D. 198,407	6/1964	Busch	215/384	X
D. 217,439	5/1970	Platte	215/384	X
D. 277,551	2/1985	Kerr	215/384	X
D. 278,978	5/1985	Franchi et al.	215/384	
D. 378,353	* 3/1997	Emre et al.	D9/542	
D. 379,592	* 6/1997	Doskoczynski	D9/542	
D. 387,279	* 12/1997	Emre et al.	D9/542	
1,636,174	7/1927	Dolan et al.	215/384	
3,537,498	11/1970	St. Amand	215/384	X
5,141,121	8/1992	Brown et al.	215/384	X
5,178,289	1/1993	Krishnakumar et al.	215/382	
5,224,614	7/1993	Bono et al.	215/100	A
5,226,550	7/1993	Mikolaitis et al.	220/771	X
5,472,105	12/1995	Krishnakumar et al.	220/675	X
5,598,941	2/1997	Semersky et al.	215/384	
5,704,503	1/1998	Krishnakumar et al.	215/384	X
5,758,790	6/1998	Ewing, Jr.	215/384	

FOREIGN PATENT DOCUMENTS

430203 6/1935 (GB).

OTHER PUBLICATIONS

Color photograph of 48oz. Mazola® Canola Oil bottle (date not provided).
Color photograph of 48oz Dominick's® Corn Oil bottle (date not provided).
Color photograph of 48oz unlabeled Oil bottle (date not provided).

* cited by examiner

Primary Examiner—Lucy Lieberman
Assistant Examiner—Carol Rademaker
(74) *Attorney, Agent, or Firm*—Woodcock Washburn Kurtz Mackiewicz & Norris LLP


(57) **CLAIM**

The ornamental design for a bottle with integrated grip portion, as shown and described.

DESCRIPTION

FIG. 1 is a top isometric view of a bottle with integrated grip portion;
FIG. 2 is a front elevation view of the bottle with integrated grip portion of FIG. 1;
A rear elevation view is identical to the view of FIG. 2;
FIG. 3 is a side elevation view of the bottle with integrated grip portion of FIG. 1;
A second side elevation view is identical to the view of FIG. 3; and,
FIG. 4 is a top plan view of the bottle with integrated grip portion of FIG. 1.
The broken lines in the drawings are for illustrative purposes only and do not form part of the claimed design.
The bottom of the bottle does not form part of the claimed design.

1 Claim, 3 Drawing Sheets



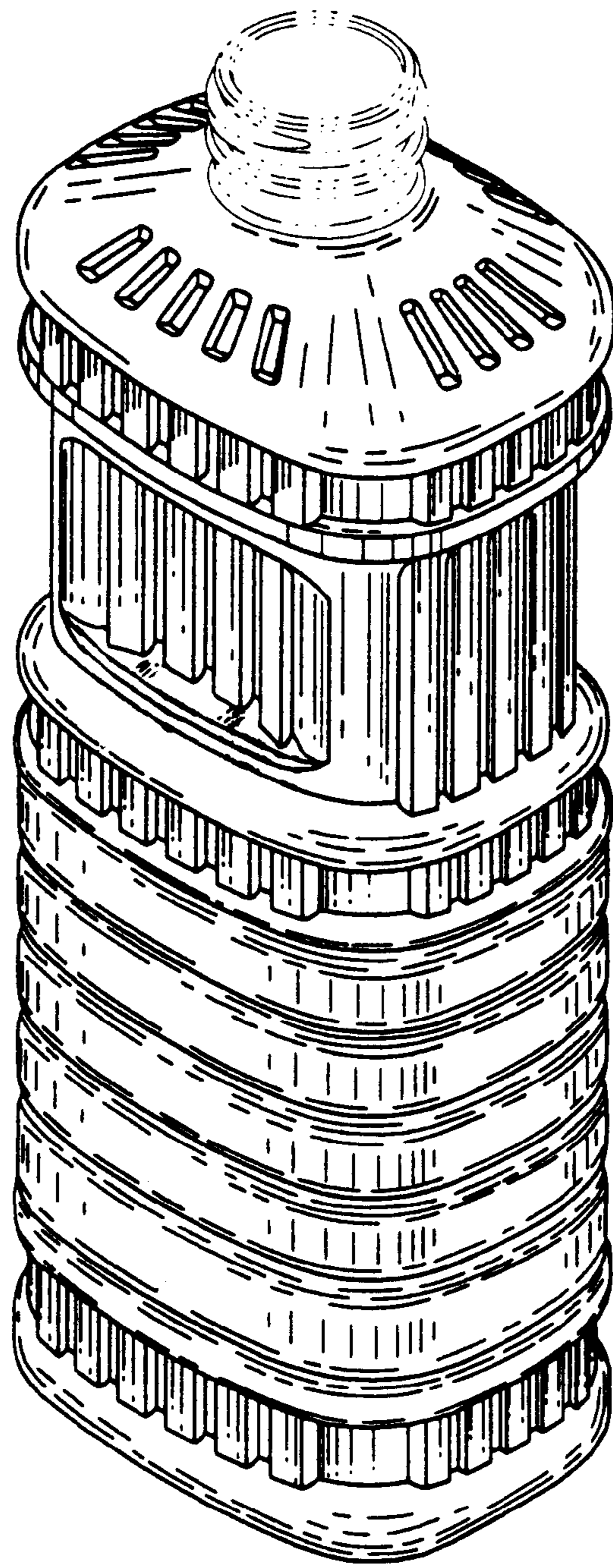


FIG. 1




FIG. 2




FIG. 3

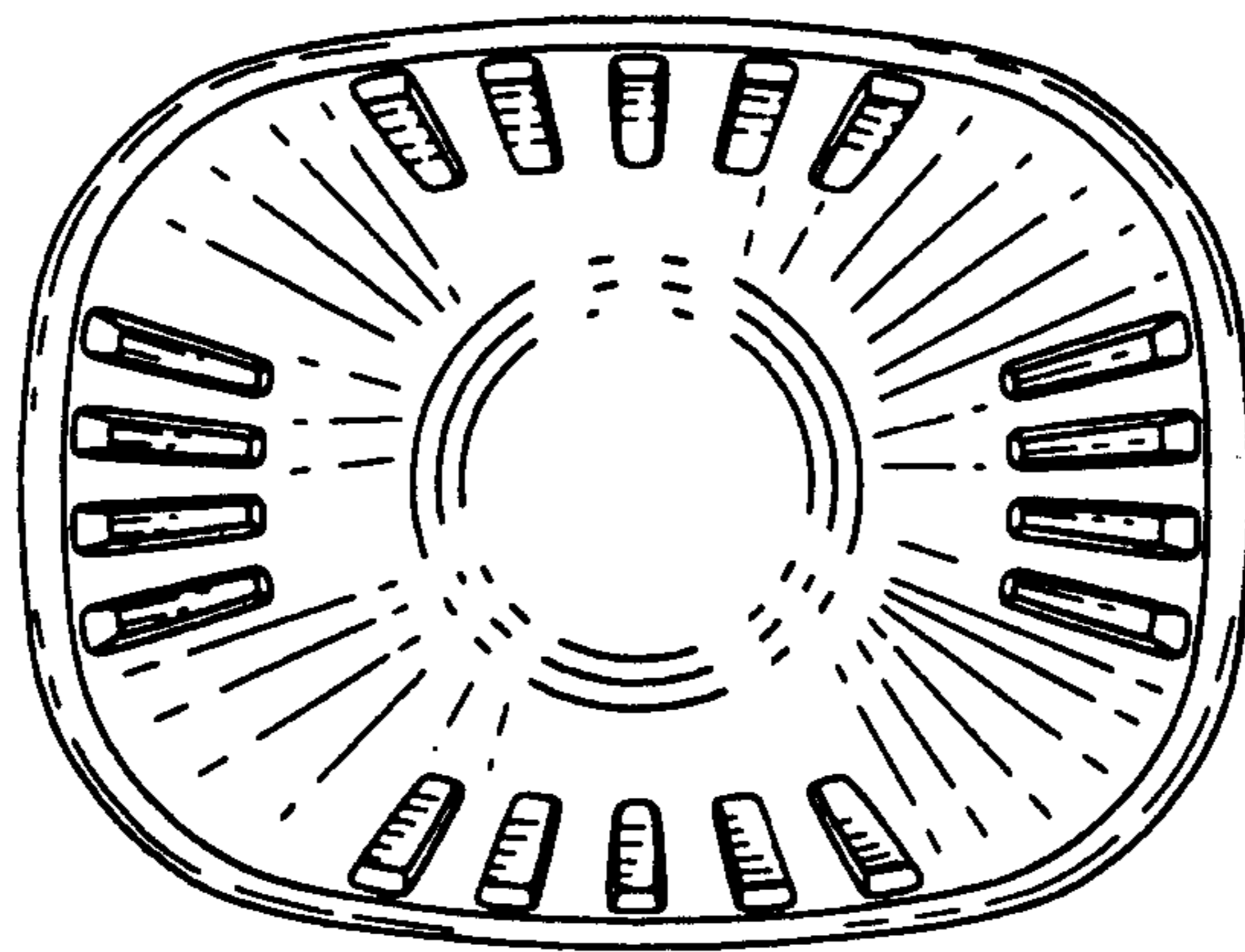


FIG. 4