



US00D441290S

(12) **United States Design Patent**
West

(10) **Patent No.:** **US D441,290 S**

(45) **Date of Patent:** **** May 1, 2001**

(54) **DISCARDABLE LID**

(76) **Inventor:** **Pamela S West**, 409 S Chestnut St.,
Tremont, IL (US) 61568

(**) **Term:** **14 Years**

(21) **Appl. No.:** **29/124,656**

(22) **Filed:** **Jun. 9, 2000**

(51) **LOC (7) Cl.** **09-07**

(52) **U.S. Cl.** **D9/443; D9/454; D7/392.1**

(58) **Field of Search** **D9/435, 443, 454;**
D7/538, 542, 601, 602, 391, 392.1, 540;
220/202, 203.11, 780, 781, 793, 309.1,
315, 316

(56) **References Cited**

U.S. PATENT DOCUMENTS

- D. 233,115 * 10/1974 Christian et al. D7/392.1
- D. 301,819 * 6/1989 Watson et al. D7/542
- D. 377,580 * 1/1997 Hayes et al. D7/392.1
- D. 388,279 12/1997 Candianides .
- D. 427,846 * 7/2000 Hajwanie D7/391

- 2,415,613 2/1947 Sulak .
- 2,643,024 6/1953 Cronheim .
- 3,578,467 * 5/1971 Huber 220/203.11
- 3,955,710 5/1976 Commisso .
- 4,797,523 1/1989 Kohnen .
- 4,801,773 1/1989 Hanlon .
- 4,989,748 2/1991 Parr, Jr. et al. .

* cited by examiner

Primary Examiner—Cathron Brooks

(57) **CLAIM**

The ornamental design for a discardable lid, as shown and described.

DESCRIPTION

FIG. 1 is a top plan view of the discardable lid of the present invention;
 FIG. 2 is a bottom plan view of the discardable lid of FIG. 1; and,
 FIG. 3 is a front elevational view of the discardable lid of FIG. 1, the rear, left side and right side views being mirror images thereof.

1 Claim, 3 Drawing Sheets

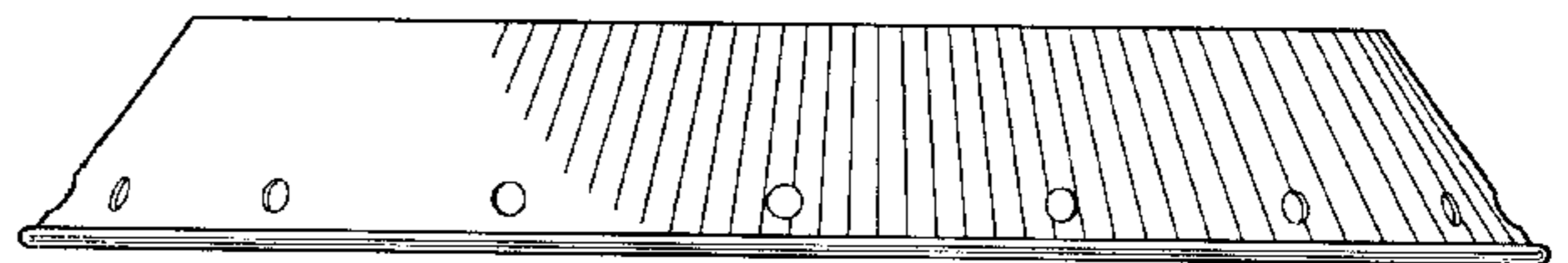
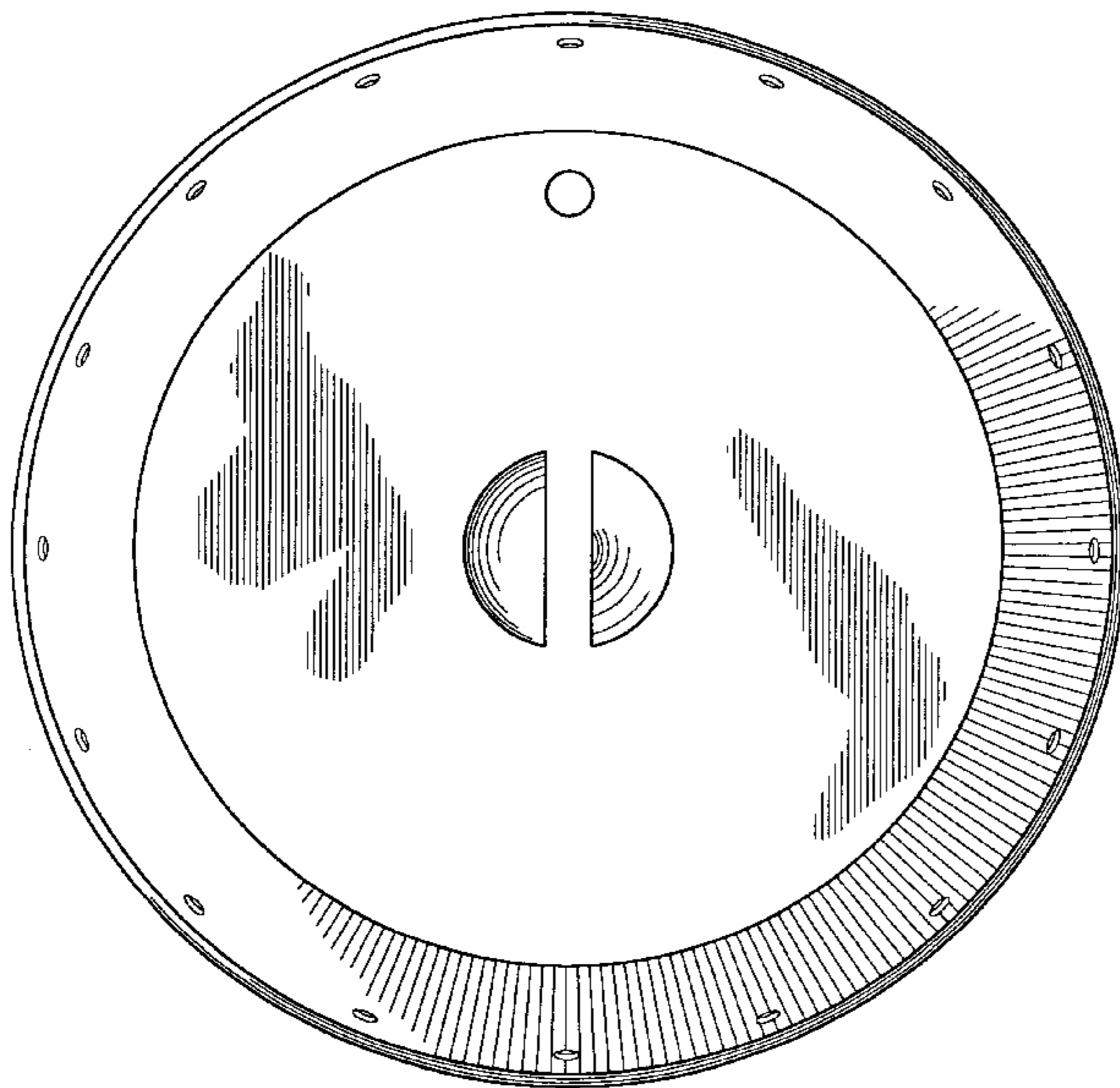


FIG. 1

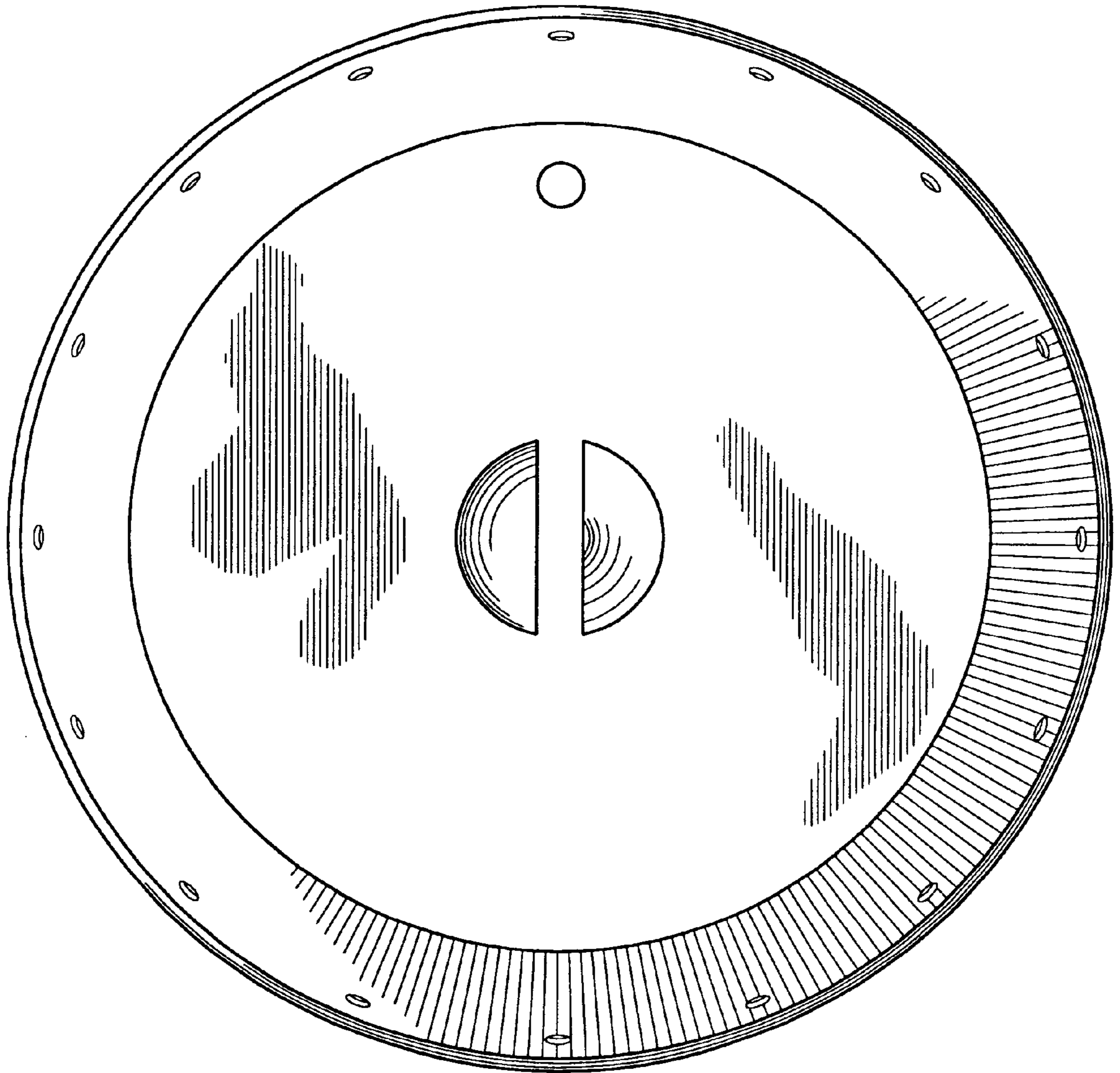


FIG. 2

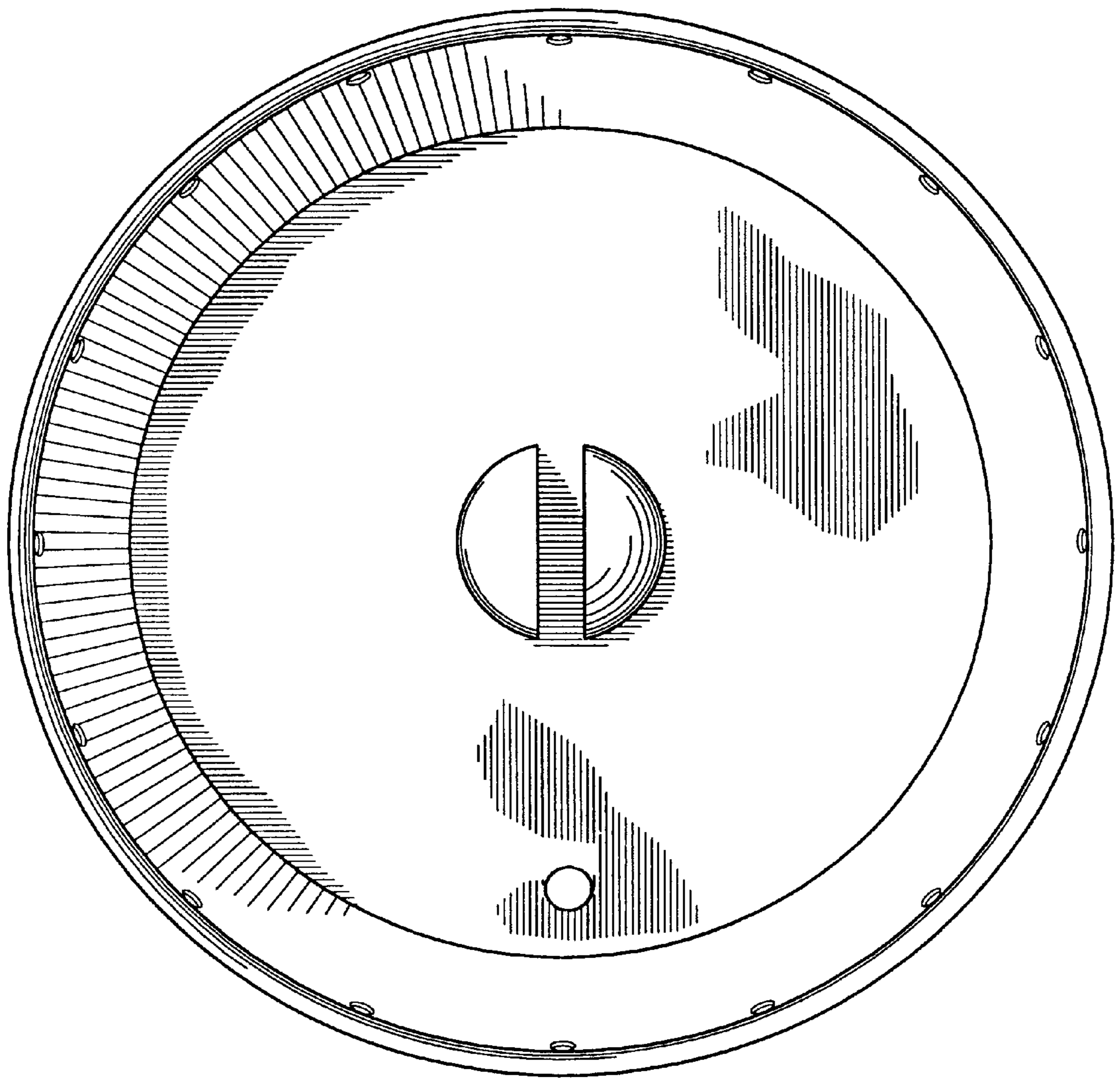


FIG. 3

