



US00D441269S

(12) **United States Design Patent**  
**Tsai**

(10) **Patent No.:** **US D441,269 S**

(45) **Date of Patent:** **\*\* May 1, 2001**

(54) **HANDLE FOR A HAND TOOL**

D. 422,475 \* 4/2000 Su ..... D8/83  
D. 422,870 \* 4/2000 Chen ..... D8/83

(76) **Inventor:** **Chiung-Chang Tsai**, No. 255, Hsi-Hwu Rd., Ta-Li City, Taichung Hsien (TW)

\* cited by examiner

(\*\*) **Term:** **14 Years**

*Primary Examiner*—Philip S. Hyder

(74) *Attorney, Agent, or Firm*—Browdy and Neimark

(21) **Appl. No.:** **29/125,372**

(57) **CLAIM**

(22) **Filed:** **Jun. 22, 2000**

The ornamental design for a handle for a hand tool, as shown and described.

(51) **LOC (7) Cl.** ..... **08-04**

(52) **U.S. Cl.** ..... **D8/83; D8/107**

(58) **Field of Search** ..... D8/82, 83, 84,  
D8/85, 86, 87, 107; 81/436, 437, 438, 439,  
177.1, 489

**DESCRIPTION**

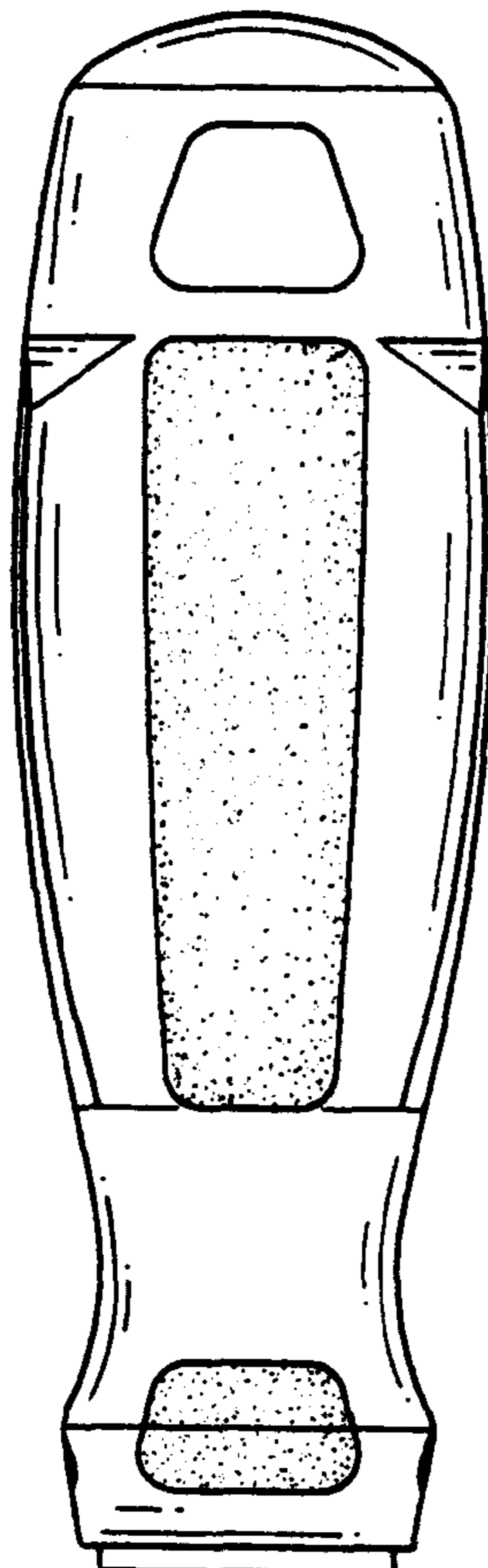
(56) **References Cited**

**U.S. PATENT DOCUMENTS**

- D. 383,660 \* 9/1997 Anderson ..... D8/83
- D. 392,871 \* 3/1998 Chang ..... D8/83
- D. 398,828 \* 9/1998 Shaio ..... D8/83
- D. 402,176 \* 12/1998 Lauster et al. .... D8/83
- D. 416,776 \* 11/1999 Liu ..... D8/83
- D. 418,035 \* 12/1999 Hatch ..... D8/83
- D. 418,385 \* 1/2000 Tseng et al. .... D8/83
- D. 420,559 \* 2/2000 Chang ..... D8/83

FIG. 1 is a perspective view of a handle for a hand tool showing my new design;  
 FIG. 2 is a front view thereof;  
 FIG. 3 is a rear view thereof;  
 FIG. 4 is a left side view thereof;  
 FIG. 5 is a right side view thereof;  
 FIG. 6 is a top view thereof;  
 FIG. 7 is a bottom view thereof; and,  
 FIG. 8 is a perspective view thereof, the mechanism shown in broken lines is for illustrative purpose only and forms no part of the claimed design.

**1 Claim, 3 Drawing Sheets**



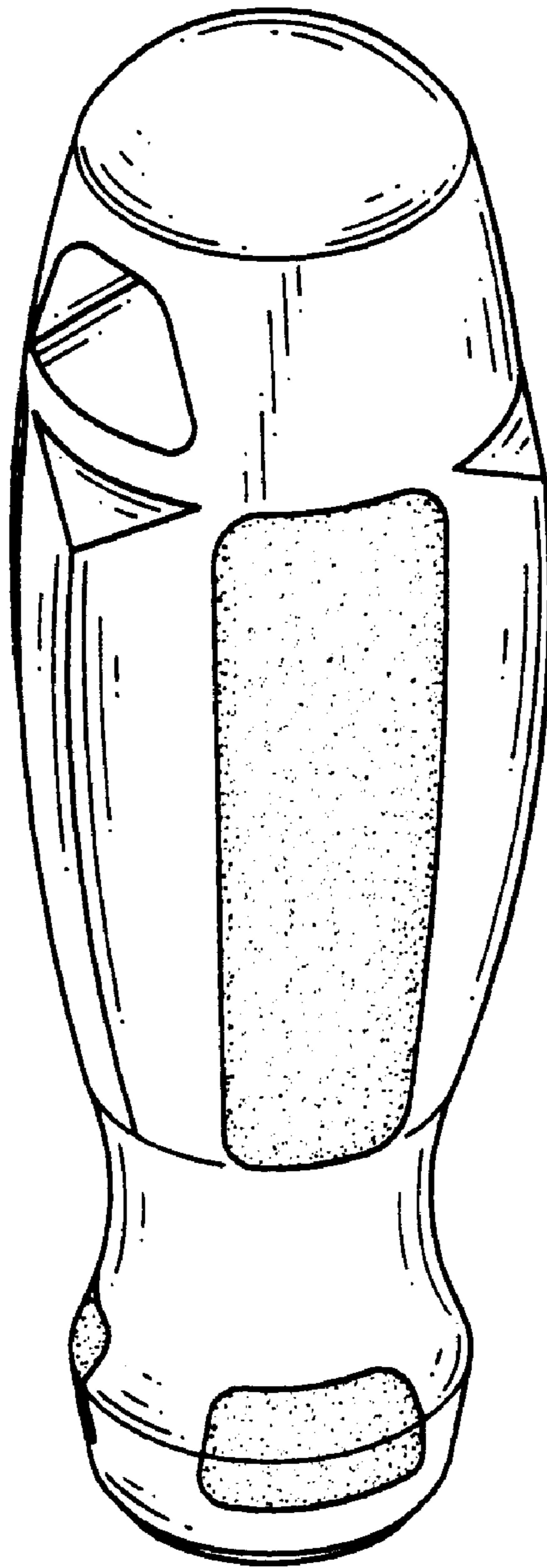


FIG. 1

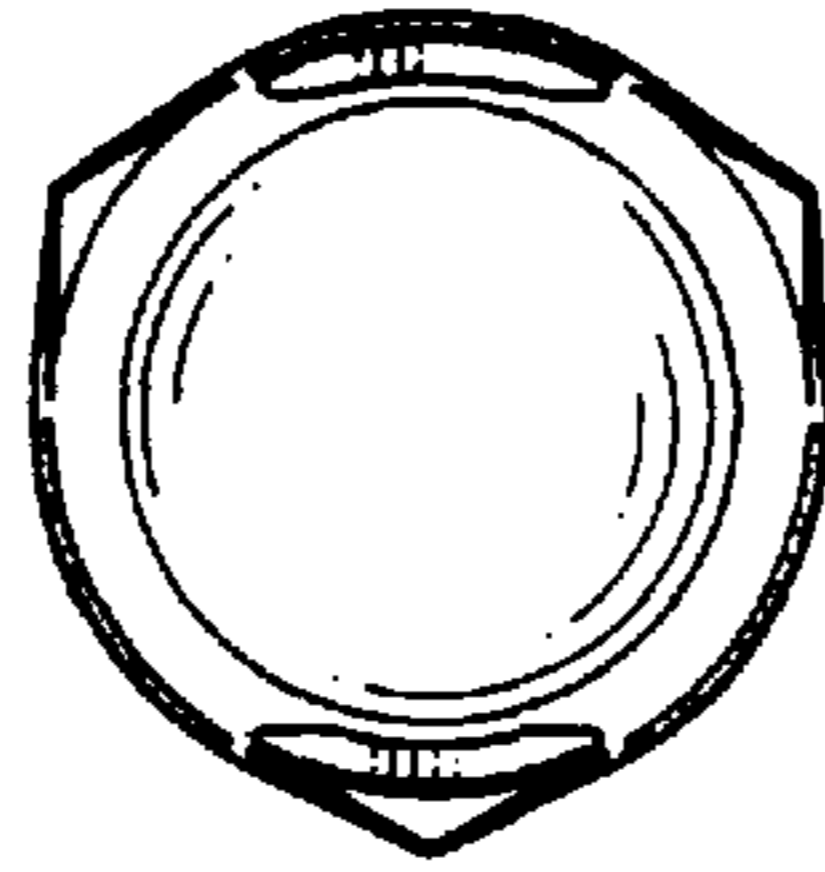


FIG. 6

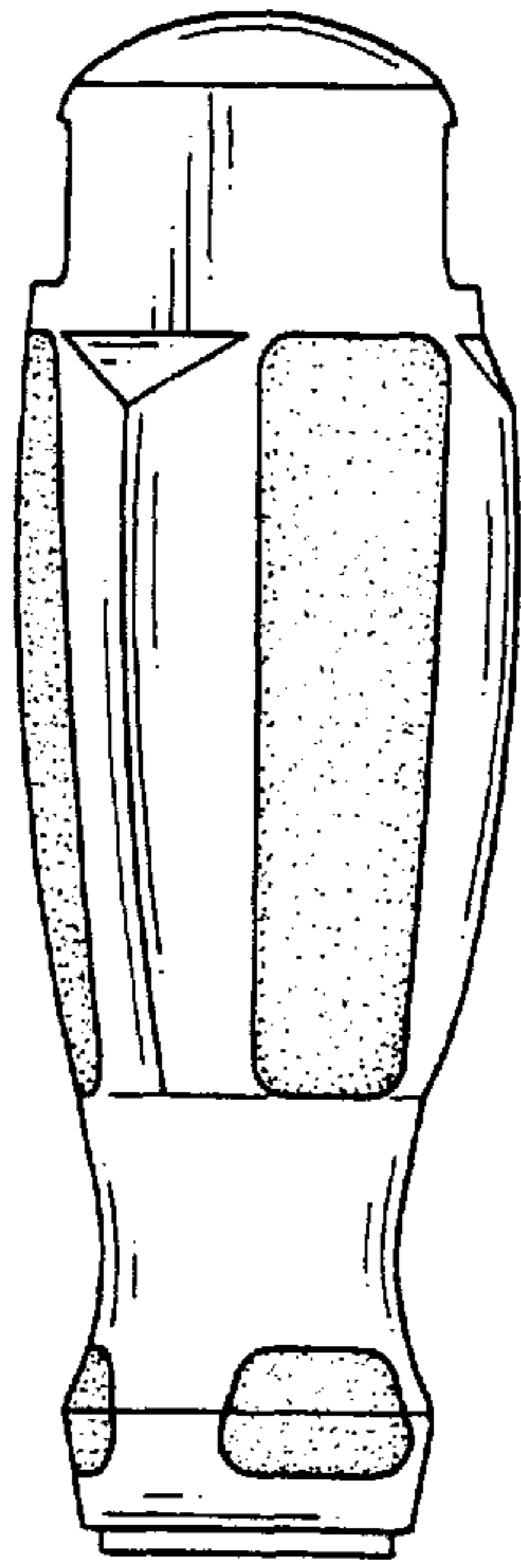


FIG. 4

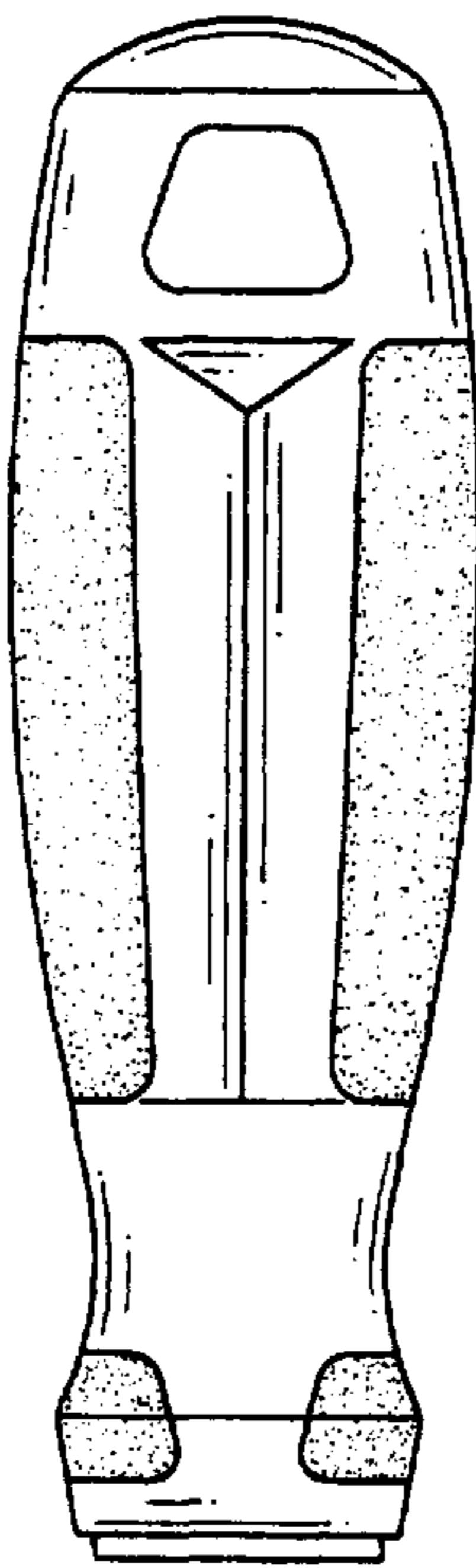


FIG. 2




FIG. 5

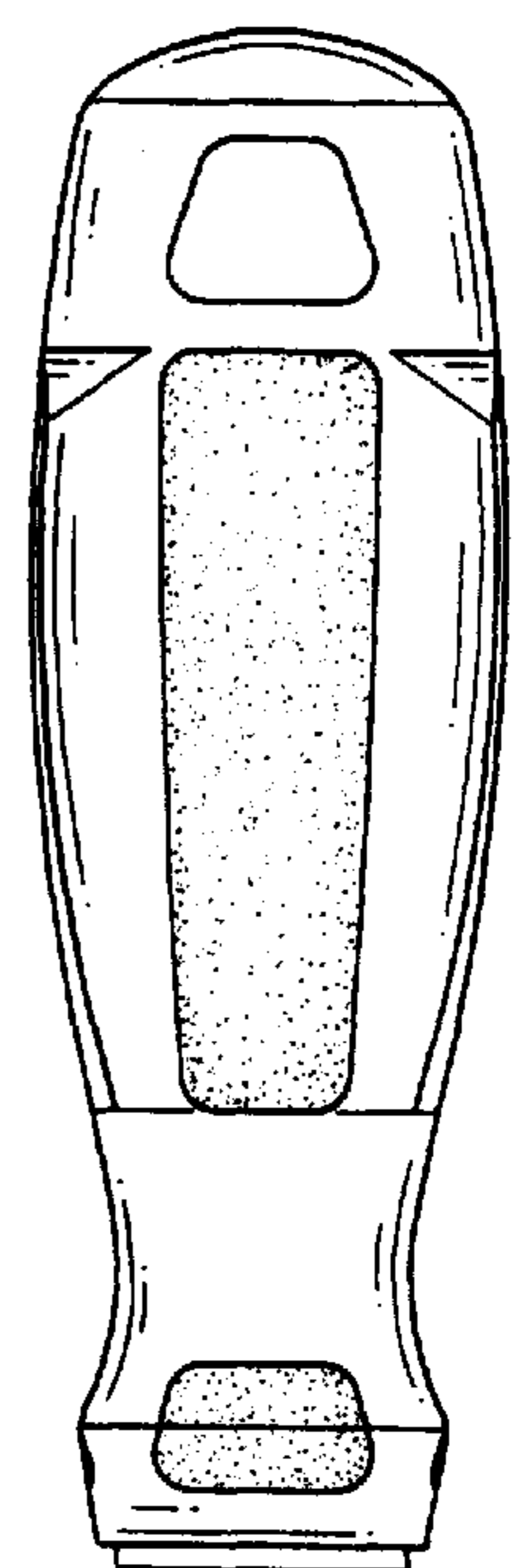


FIG. 3

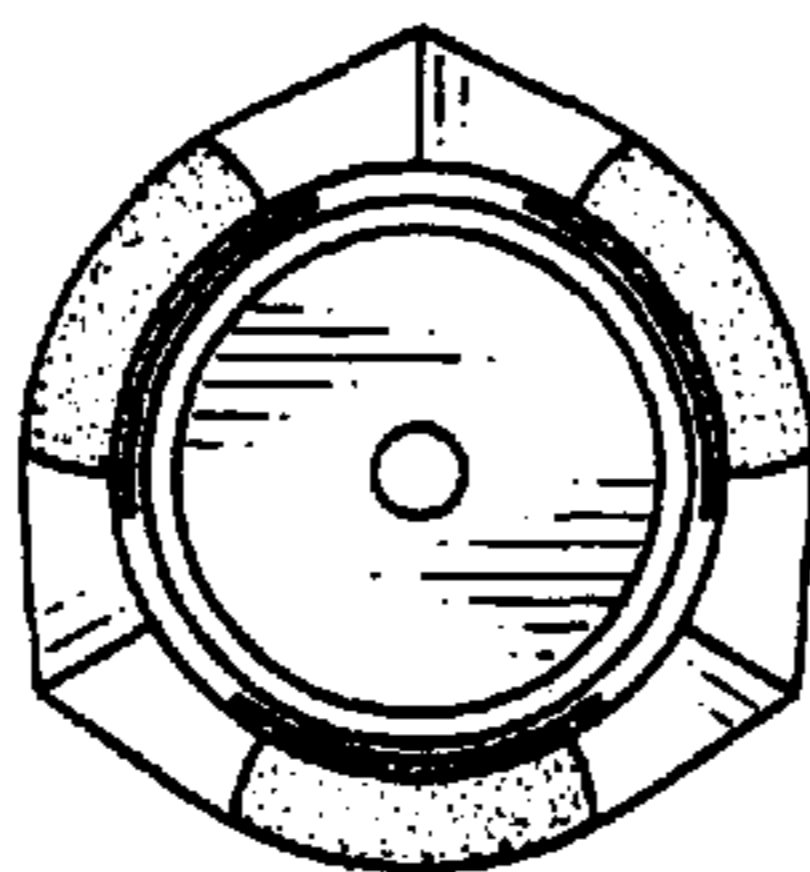


FIG. 7

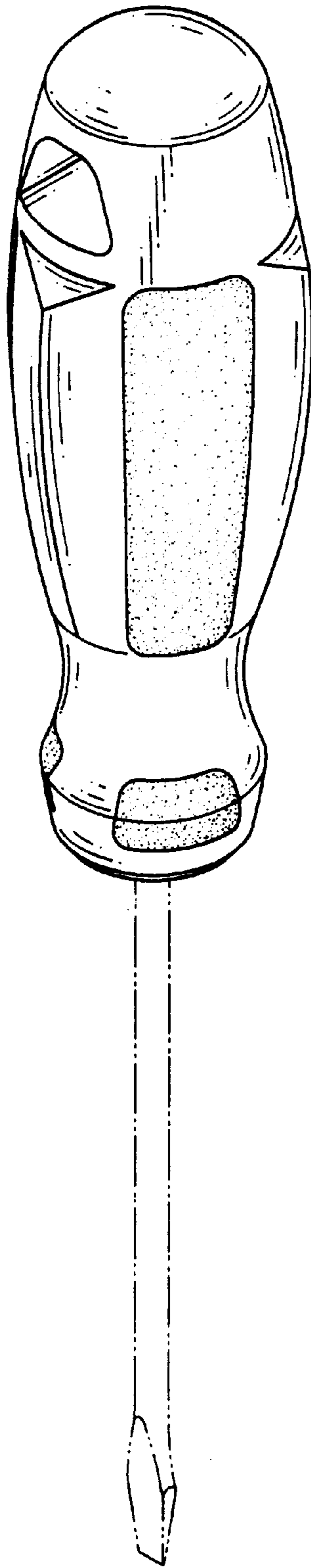


FIG. 8