



US00D441257S

(12) **United States Design Patent**  
**Indekeu**

(10) **Patent No.:** **US D441,257 S**

(45) **Date of Patent:** **\*\* May 1, 2001**

(54) **BOWL**

D. 402,854 \* 12/1998 Benson ..... D7/584

(75) Inventor: **Erik Indekeu**, Antwerp (BE)

**FOREIGN PATENT DOCUMENTS**

(73) Assignee: **De Ster Holding B.V.**, Amsterdam (NL)

68753 6/1991 (CA) .  
MR 20 974 7/1983 (DE) .  
2054611 3/1996 (WO) .  
DM/003 803 5/1984 (XH) .  
DM/015 565 1/1990 (XH) .  
DM/022 307 3/1992 (XH) .  
DM/022 091 4/1992 (XH) .  
DM/032 552 3/1995 (XH) .  
DM/032 814 4/1995 (XH) .  
DM/042 829 12/1997 (XH) .  
DM/046 467 12/1998 (XH) .

(\*\*) Term: **14 Years**

(21) Appl. No.: **29/110,287**

(22) Filed: **Sep. 3, 1999**

(30) **Foreign Application Priority Data**

Mar. 3, 1999 (DE) ..... 4 99 02 126

(51) **LOC (7) Cl.** ..... **07-01**

(52) **U.S. Cl.** ..... **D7/558; D7/586; D7/587**

(58) **Field of Search** ..... D7/558, 545, 560,  
D7/570, 584, 587, 586, 601, 602, 565,  
585, 557; 220/574, 575, 495; 206/505,  
509; D30/123

\* cited by examiner

*Primary Examiner*—M. N. Pandozzi

(74) *Attorney, Agent, or Firm*—Shlesinger, Arkwright & Garvey LLP

(56) **References Cited**

**CLAIM**

The ornamental design for the bowl, as shown and described.


**U.S. PATENT DOCUMENTS**

**DESCRIPTION**

D. 77,691 \* 2/1929 Haley ..... D7/560  
D. 169,314 \* 4/1953 Heisey ..... D7/558  
D. 214,679 \* 7/1969 Weeher ..... D7/584  
D. 288,395 2/1987 Ritman .  
D. 290,327 \* 6/1987 Durand ..... D7/557  
D. 348,804 \* 7/1994 Feer ..... D7/560  
D. 353,230 \* 12/1994 Reusche et al. .... D30/123  
D. 353,519 \* 12/1994 Wolfenden ..... D7/584  
D. 378,886 \* 4/1997 Joyce ..... D7/585  
D. 383,646 \* 9/1997 Jeppesen et al. .... D7/584  
D. 391,118 \* 2/1998 Jørgensen ..... D7/586

FIG. 1 is a top perspective view of a bowl showing a preferred embodiment of my design;  
FIG. 2 is a top view of the bowl of FIG. 1;  
FIG. 3 is a bottom view of the bowl of FIG. 1;  
FIG. 4 is a front view of the bowl of FIG. 1, the rear view being a mirror image thereof; and,  
FIG. 5 is a right view of the bowl of FIG. 1, the left view being a mirror image thereof.

**1 Claim, 3 Drawing Sheets**








FIG. 1

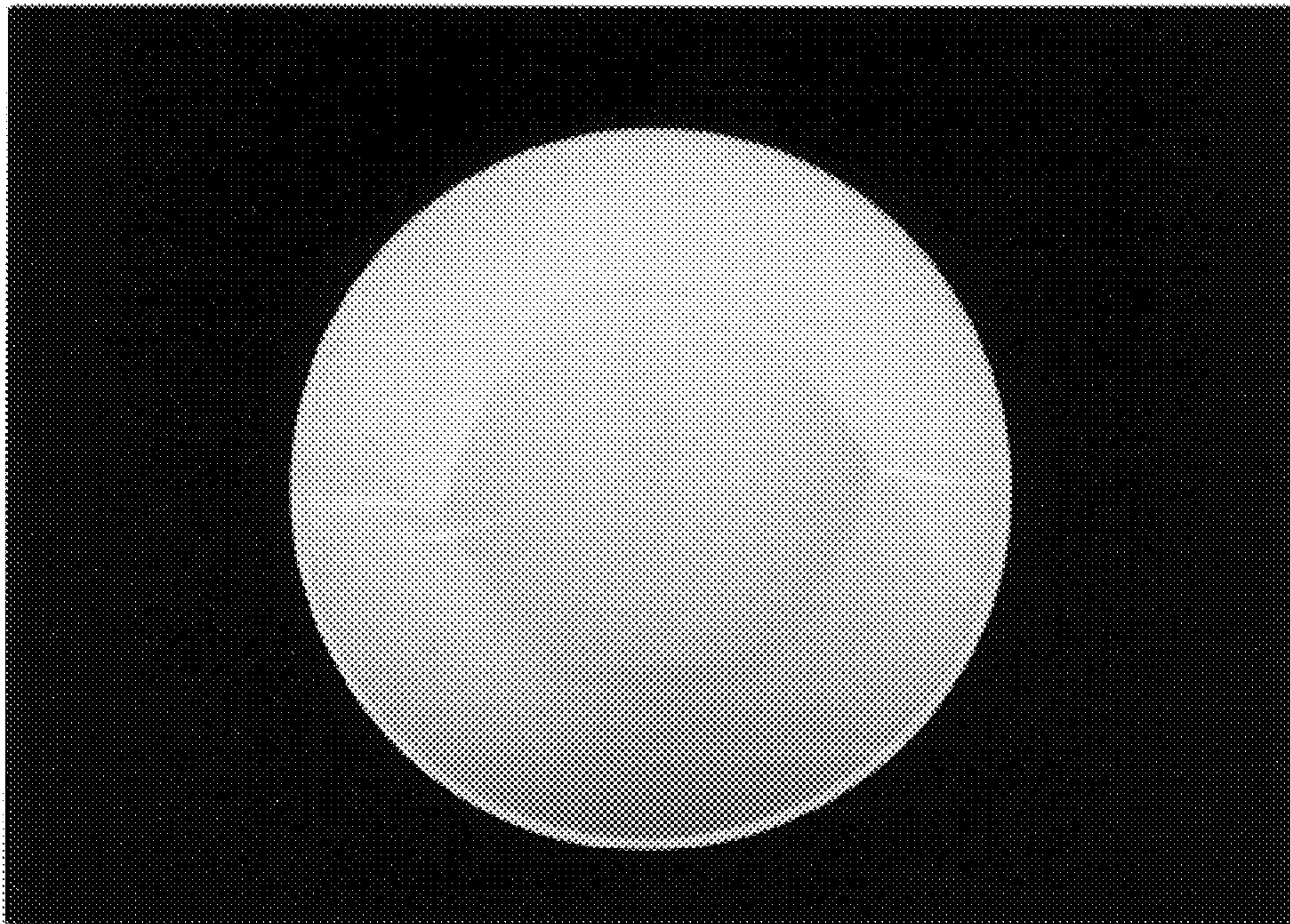


FIG. 2



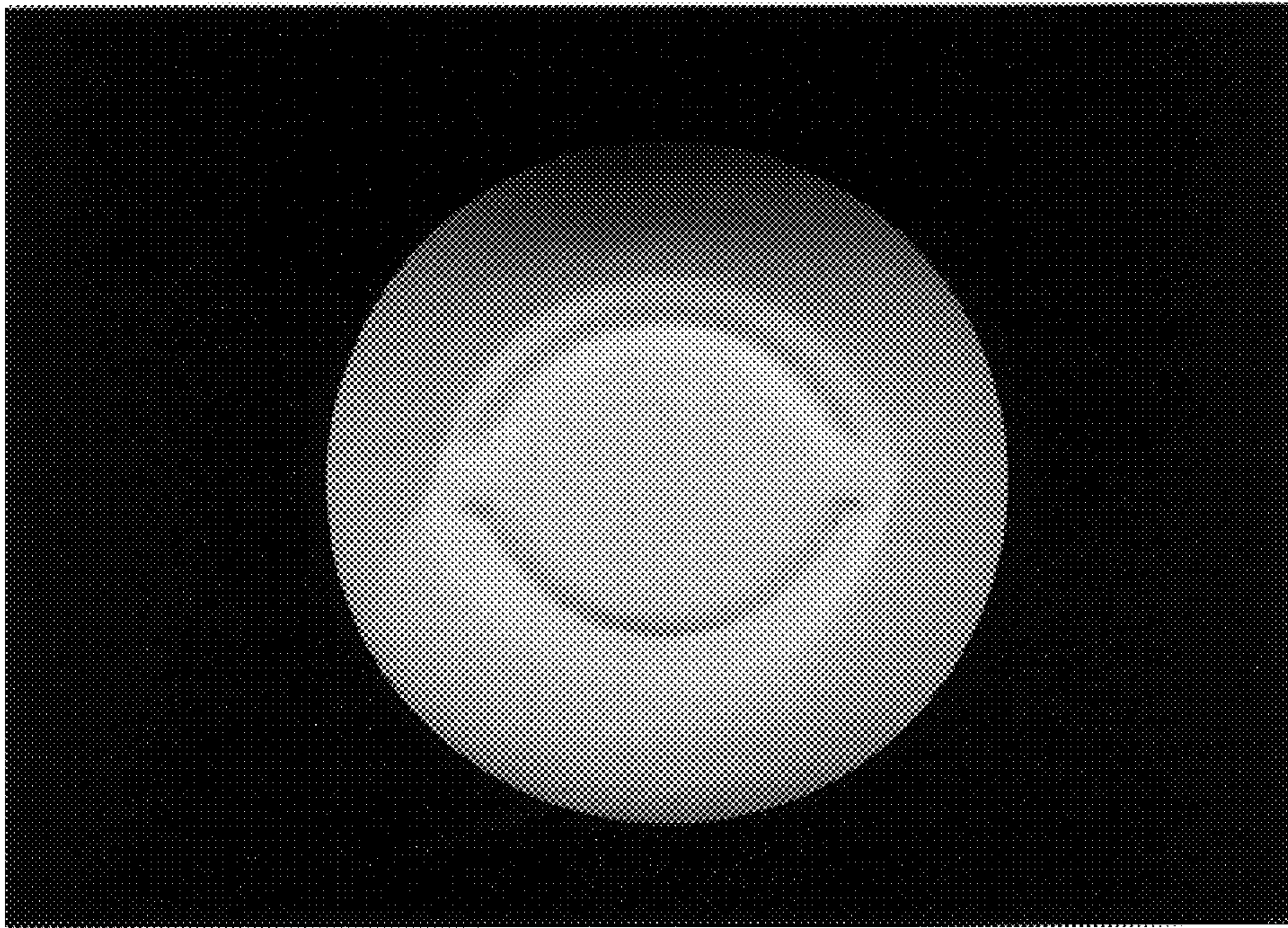


FIG. 3




FIG. 4






FIG. 5