



US00D441220S

(12) **United States Design Patent**  
**Vaaler**

(10) **Patent No.:** **US D441,220 S**

(45) **Date of Patent:** **\*\* May 1, 2001**

(54) **ARMOIRE**

(75) Inventor: **Lawrence I. Vaaler**, Lenoir, NC (US)

(73) Assignee: **Bernhardt, L.L.C.**, Lenoir, NC (US)

(\*\*) Term: **14 Years**

(21) Appl. No.: **29/126,555**

(22) Filed: **Jul. 19, 2000**

(51) **LOC (7) Cl.** ..... **06-04**

(52) **U.S. Cl.** ..... **D6/446**

(58) **Field of Search** ..... D6/432-448; 312/204

(56) **References Cited**

**U.S. PATENT DOCUMENTS**

- D. 313,707 \* 1/1991 Henley, Jr. et al. .... D6/470
- D. 390,042 \* 2/1998 Walters, III et al. .... D6/434
- D. 421,857 \* 3/2000 Keller ..... D6/434
- D. 423,819 \* 5/2000 Estape et al. .... D6/446

**OTHER PUBLICATIONS**

Thomasville, Domain Collection, Armoire, p. 8, 1989.\*  
Furniture Today, French Heritage Armoire, p. 228, Apr. 27, 1998.\*

\* cited by examiner

*Primary Examiner*—Cathron Brooks

(74) *Attorney, Agent, or Firm*—Rhodes & Mason, PLLC

(57) **CLAIM**

The ornamental design for an armoire, as shown and described.

**DESCRIPTION**


FIG. 1 is a left front perspective view of an armoire showing my new design;

FIG. 2 is a side view, the opposite side being a mirror image thereof; and,

FIG. 3 is a front view of my new design.

The broken lines showing the knob hardware is for illustrative purposes only and firms no part of the claimed design.

**1 Claim, 3 Drawing Sheets**






FIG. 1




FIG. 2




FIG. 3