



US00D441219S

(12) **United States Design Patent** (10) **Patent No.:** **US D441,219 S**  
**Cain** (45) **Date of Patent:** **\*\* May 1, 2001**

(54) **CHINA CABINET**

(75) Inventor: **Charles C. Cain**, High Point, NC (US)

(73) Assignee: **Thomasville Furniture Industries, Inc.**, Thomasville, NC (US)

(\*\*) Term: **14 Years**

(21) Appl. No.: **29/116,293**

(22) Filed: **Dec. 29, 1999**

(51) **LOC (7) Cl.** ..... **06-04**

(52) **U.S. Cl.** ..... **D6/438**

(58) **Field of Search** ..... D6/432, 436, 438, D6/439, 441, 445, 446, 447, 448; 312/204

(56) **References Cited**

**U.S. PATENT DOCUMENTS**

- D. 371,688 \* 7/1996 Keller ..... D6/438
- D. 390,719 \* 2/1998 Walters, III et al. .... D6/438

**OTHER PUBLICATIONS**

- Thomasville, Winston Court China, p. 14, 1993.\*
- Ethan Allen Interiors, China, p. 8, 1996.\*
- Furniture Today, American Drew China, p. 155, Oct. 20, 1997.\*
- China, Embassy Row Collection brochure, Bernhardt Furniture Company, p. 5.
- China, Elyseë Collection brochure, Thomasville Furniture Industries, Inc., p. 16.

China, Trafalgar Collection brochure, Thomasville Furniture Industries, Inc., p. 14.

\* cited by examiner

*Primary Examiner*—Cathron Brooks

(74) *Attorney, Agent, or Firm*—Rhodes & Mason, P.L.L.C.

(57) **CLAIM**

The ornamental design for a china cabinet, as shown and described.

**DESCRIPTION**

FIG. 1 is a left front perspective view of a china cabinet showing my new design;

FIG. 2 is a front elevational view thereof;

FIG. 3 is a side view, the opposite side being a mirror image thereof;

FIG. 4 is an enlarged partial front elevational view of the crown thereof;

FIG. 5 is an enlarged partial view of the door carving appearing on two doors on the lower portion of the china cabinet and on four glass doors on the upper portion of the china;

FIG. 6 is an enlarged partial view of the carving appearing near the top of the lower portion of the china cabinet; and, FIG. 7 is a left perspective view of a second embodiment of the china cabinet, the sole difference between it and the first embodiment residing in the absence of the crown.

The top, bottom and rear views of the design are not shown and form no part of the claimed design.

The broken line showing of environmental elements is for illustrative purposes only and forms no part of the claimed design.

**1 Claim, 7 Drawing Sheets**





FIG.1



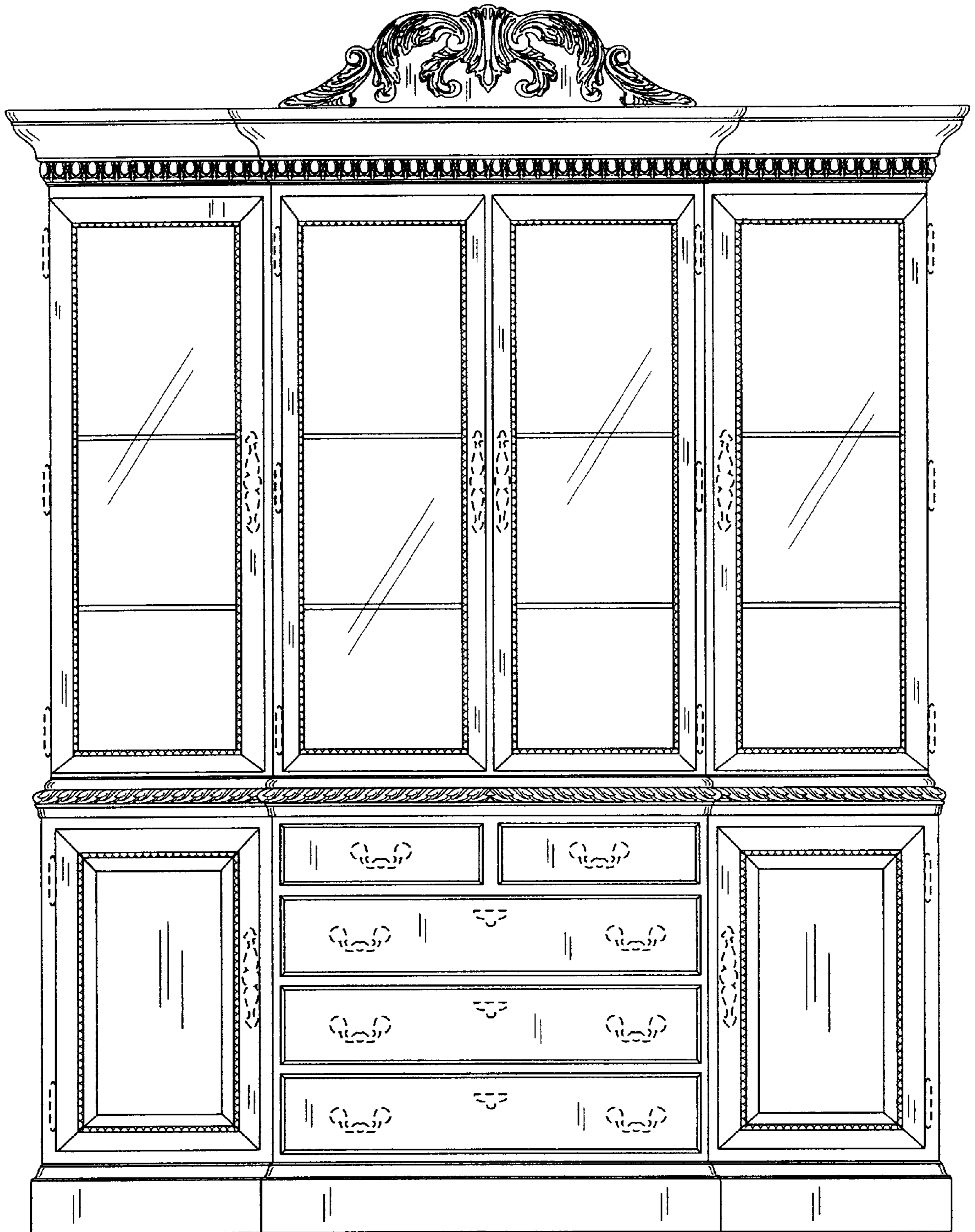


FIG.2

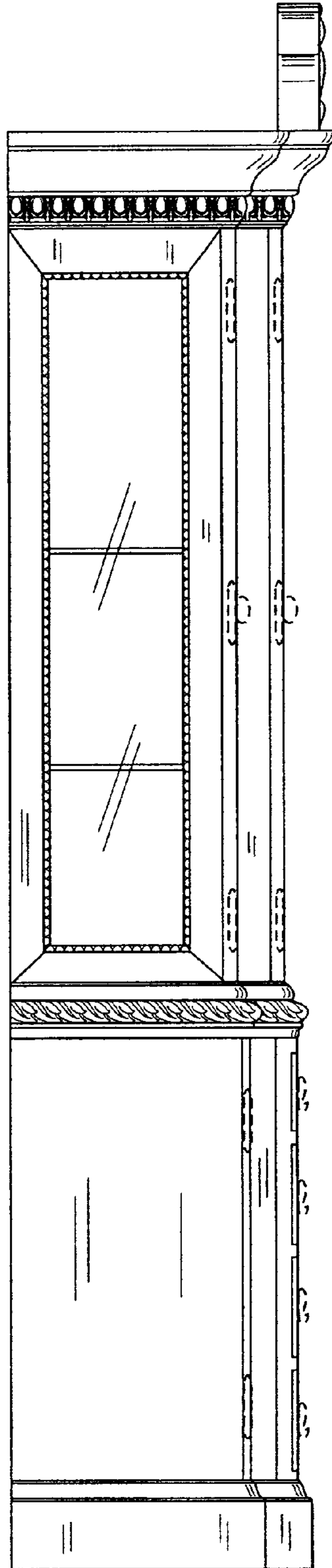


FIG.3

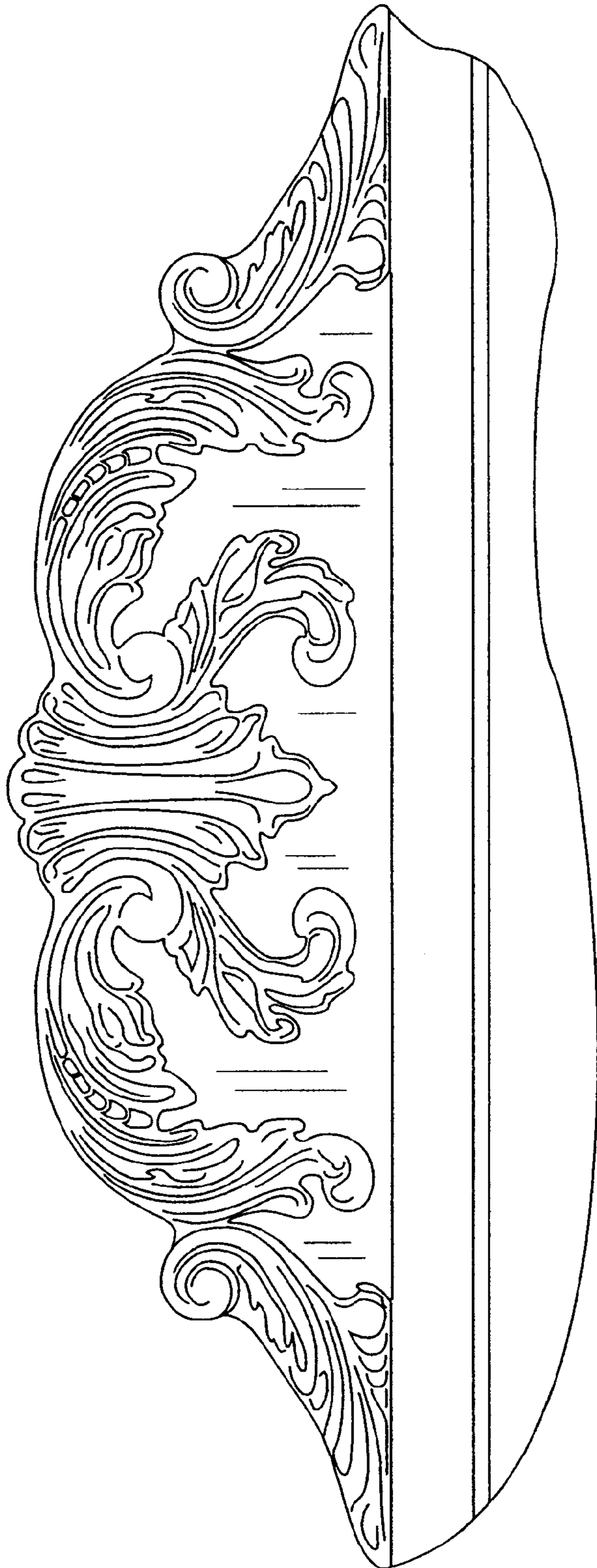


FIG.4

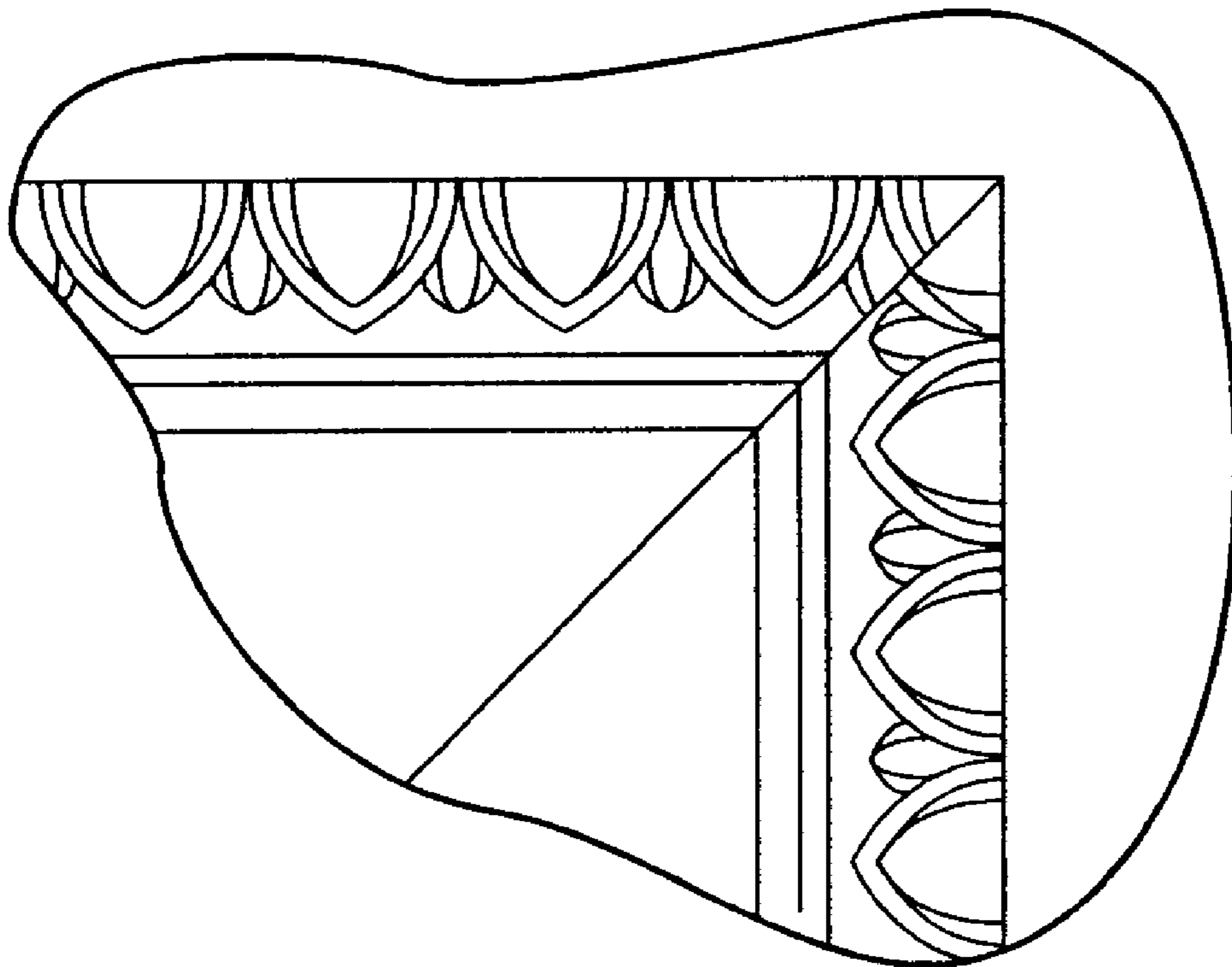


FIG.5




FIG.6





FIG.7