



US00D441218S

(12) **United States Design Patent**
Vaaler

(10) **Patent No.:** **US D441,218 S**

(45) **Date of Patent:** **** May 1, 2001**

(54) **CABINET**

(75) **Inventor:** **Lawrence I. Vaaler**, Lenoir, NC (US)

(73) **Assignee:** **Bernhardt, L.L.C.**, Lenoir, NC (US)

(**) **Term:** **14 Years**

(21) **Appl. No.:** **29/130,421**

(22) **Filed:** **Oct. 2, 2000**

(51) **LOC (7) Cl.** **06-04**

(52) **U.S. Cl.** **D6/436**

(58) **Field of Search** D6/432-448, 470;
312/204, 114

(56) **References Cited**

U.S. PATENT DOCUMENTS

D. 313,707	*	1/1991	Henley, Jr. et al.	D6/470
D. 390,042	*	2/1998	Walters, III et al.	D6/434
D. 421,857	*	3/2000	Keller	D6/434
D. 423,819	*	5/2000	Estape et al.	D6/446

OTHER PUBLICATIONS

“Furniture Today”, Curio Cabinet, p. 23, Oct. 21, 1996.*

* cited by examiner

Primary Examiner—Cathron Brooks

(74) *Attorney, Agent, or Firm*—Rhodes & Mason, PLLC

(57) **CLAIM**

The ornamental design for a cabinet, as shown and described.

DESCRIPTION


FIG. 1 is a left front perspective view of a cabinet showing my new design;

FIG. 2 is a side view, the opposite side view being a mirror image thereof; and,

FIG. 3 is a front view thereof.

The broken lines showing the door hardware is for illustrative purposes only and forms no part of the claimed invention.

1 Claim, 3 Drawing Sheets






FIG.1

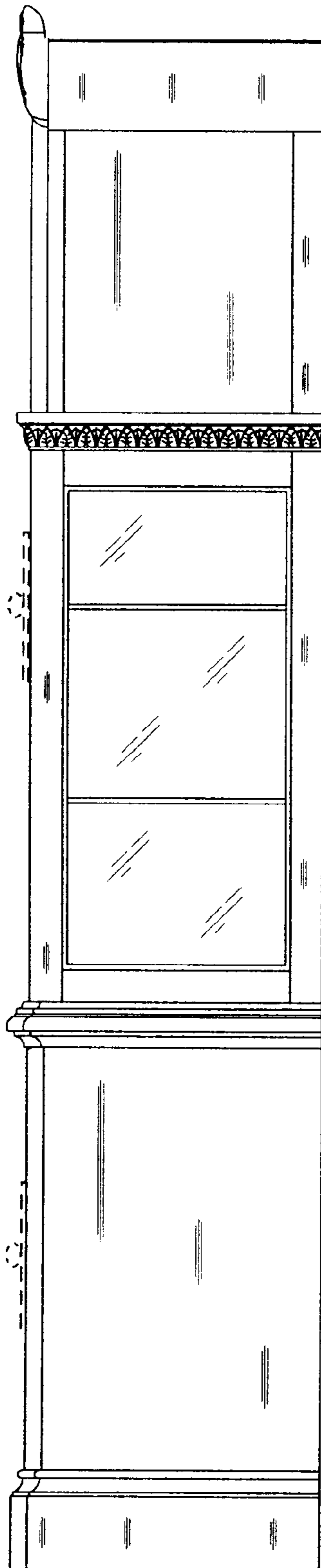


FIG.2




FIG.3