



US00D441216S

(12) **United States Design Patent**
Vaaler

(10) **Patent No.:** **US D441,216 S**

(45) **Date of Patent:** **** May 1, 2001**

(54) **CABINET**

(75) **Inventor:** **Lawrence I. Vaaler**, Lenoir, NC (US)

(73) **Assignee:** **Bernhardt, L.L.C.**, Lenoir, NC (US)

(**) **Term:** **14 Years**

(21) **Appl. No.:** **29/121,806**

(22) **Filed:** **Apr. 13, 2000**

(51) **LOC (7) Cl.** **06-04**

(52) **U.S. Cl.** **D6/436**

(58) **Field of Search** D6/432-448, 470;
312/204, 114

(56) **References Cited**

U.S. PATENT DOCUMENTS

- D. 372,376 * 8/1996 Walters, III et al. D6/445
- D. 423,816 * 5/2000 Paus D6/437
- D. 430,751 * 9/2000 Cain D6/436

OTHER PUBLICATIONS

Willow and Reed, *Armoire* #489, p. 44, 1974/1975.*
Photocopy of a door design; date and author unknown.

* cited by examiner

Primary Examiner—Cathron Brooks

(74) *Attorney, Agent, or Firm*—Rhodes & Mason, PLLC

(57) **CLAIM**

The ornamental design for a cabinet, as shown and described.

DESCRIPTION


FIG. 1 is a front perspective view of a cabinet showing my new design;

FIG. 2 is a front view of my new design; and,

FIG. 3 is a side view, the opposite side being a mirror image thereof.

The top, bottom and rear views not shown form no part of the claimed design.

1 Claim, 3 Drawing Sheets






FIG. 1




FIG. 2

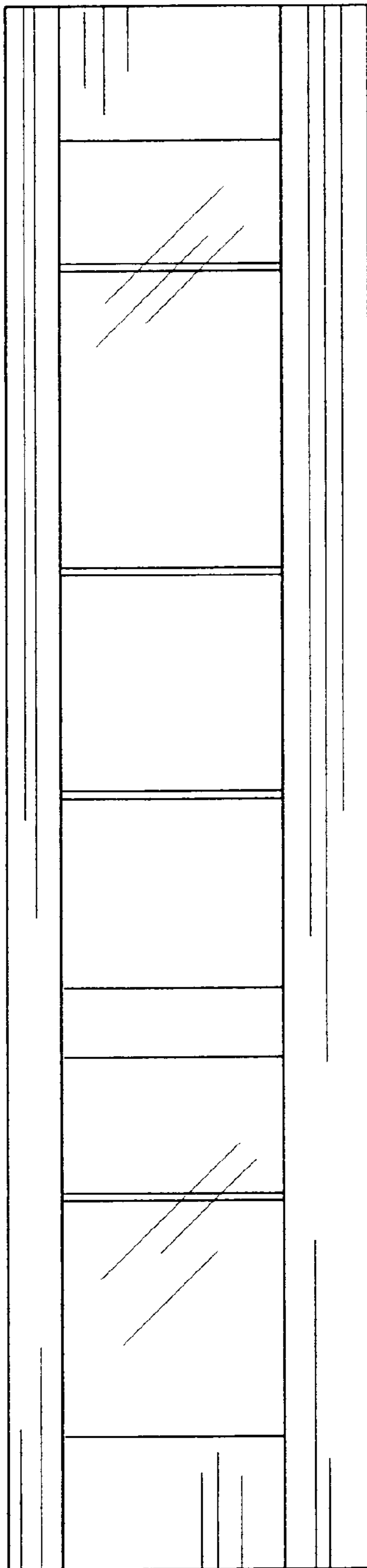


FIG. 3