



US00D441215S

(12) **United States Design Patent**  
**Wojtowicz**

(10) **Patent No.:** **US D441,215 S**

(45) **Date of Patent:** **\*\* May 1, 2001**

- (54) **SPACESAVER WITH CABINET**
- (75) Inventor: **Paul Wojtowicz**, Chester County, PA (US)
- (73) Assignee: **Zenith Products Corp.**, New Castle, DE (US)
- (\*\*) Term: **14 Years**
- (21) Appl. No.: **29/121,445**
- (22) Filed: **Apr. 6, 2000**
- (51) **LOC (7) Cl.** ..... **06-06**
- (52) **U.S. Cl.** ..... **D6/436; D6/465**
- (58) **Field of Search** ..... D6/432, 436, 437, D6/438, 439, 462, 463, 465, 566; 211/13.1, 42, 49.1, 50, 90.03, 112, 119, 119.003, 119.009, 133.2, 181.1, 182

- D. 320,900 \* 10/1991 Kee ..... D6/465
- D. 323,256 \* 1/1992 Kee ..... D6/465
- D. 383,921 \* 9/1997 Newkirk ..... D6/465
- 5,592,887 \* 1/1997 Teng ..... 108/134
- 5,845,793 \* 12/1998 Pan ..... 211/181.1

\* cited by examiner

*Primary Examiner*—Cathron Brooks

(74) *Attorney, Agent, or Firm*—Edgar A. Zarins; Lloyd D. Doigan

(57) **CLAIM**


The ornamental design for a spacesaver with cabinet, as shown and described.

**DESCRIPTION**

FIG. 1 is a perspective view of a spacesaver with cabinet showing my new design;  
 FIG. 2 is a front elevational view thereof;  
 FIG. 3 is a left side view thereof, the opposite side being a mirror image of the side shown;  
 FIG. 4 is a top plan view thereof; and,  
 FIG. 5 is a bottom plan view thereof.

- (56) **References Cited**
- U.S. PATENT DOCUMENTS**
- D. 306,241 \* 2/1990 Mo ..... D6/465
- D. 308,776 \* 6/1990 Kee ..... D6/464

**1 Claim, 3 Drawing Sheets**






Figure - 1

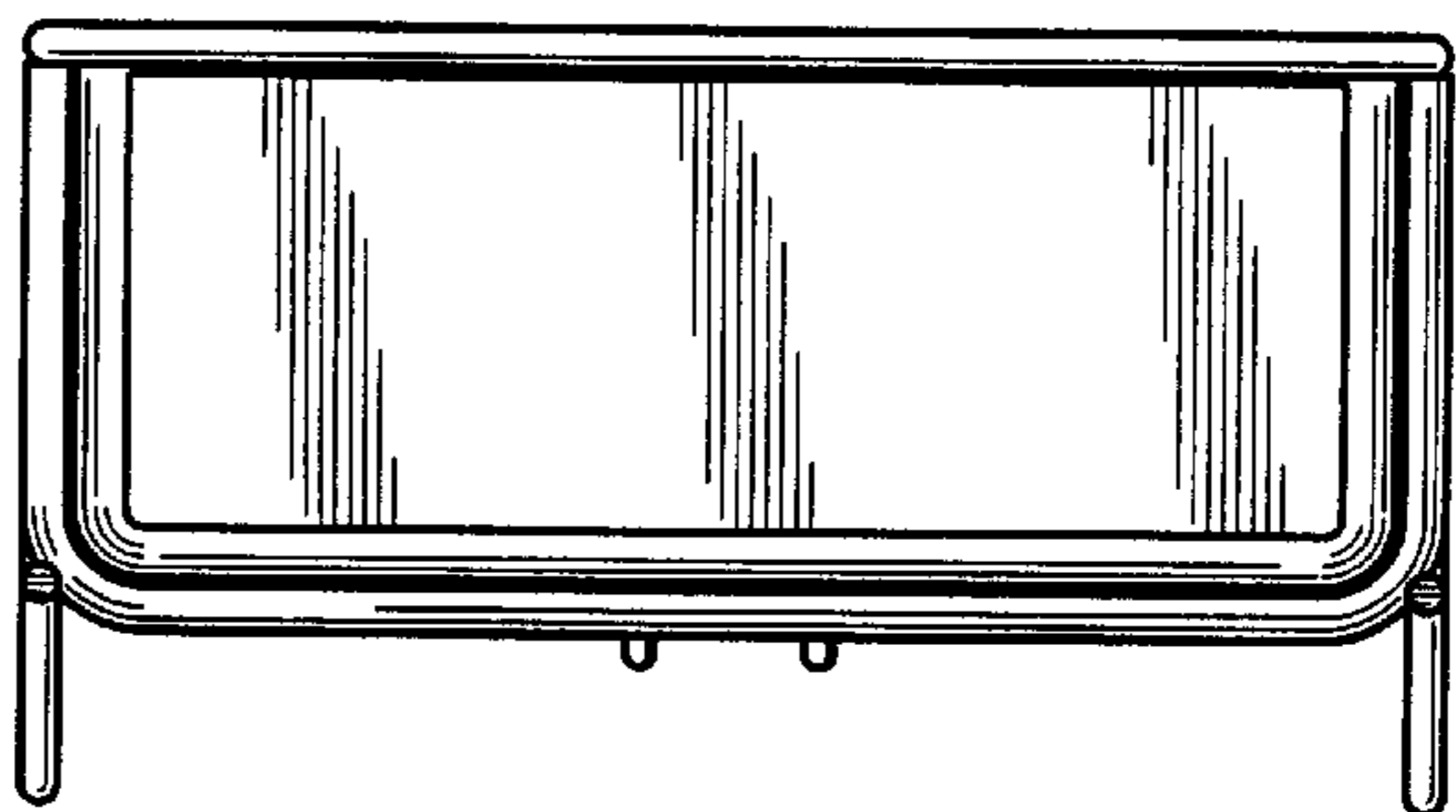


Figure - 4

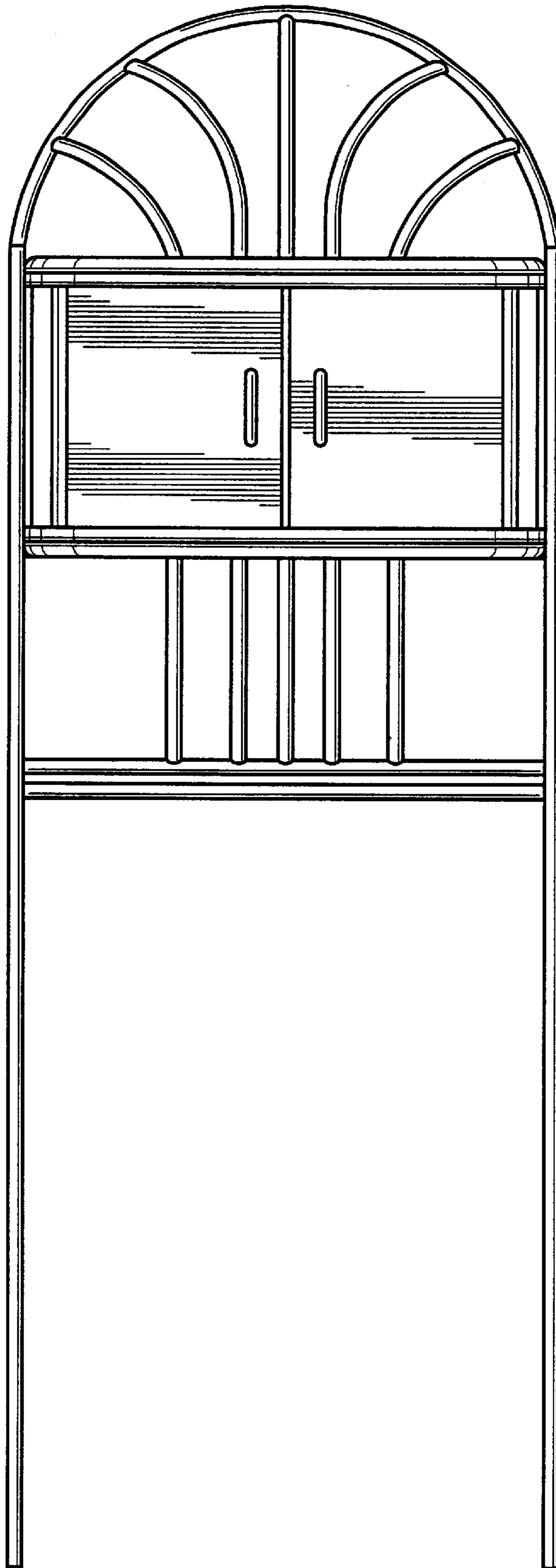


Figure - 2




Figure - 3

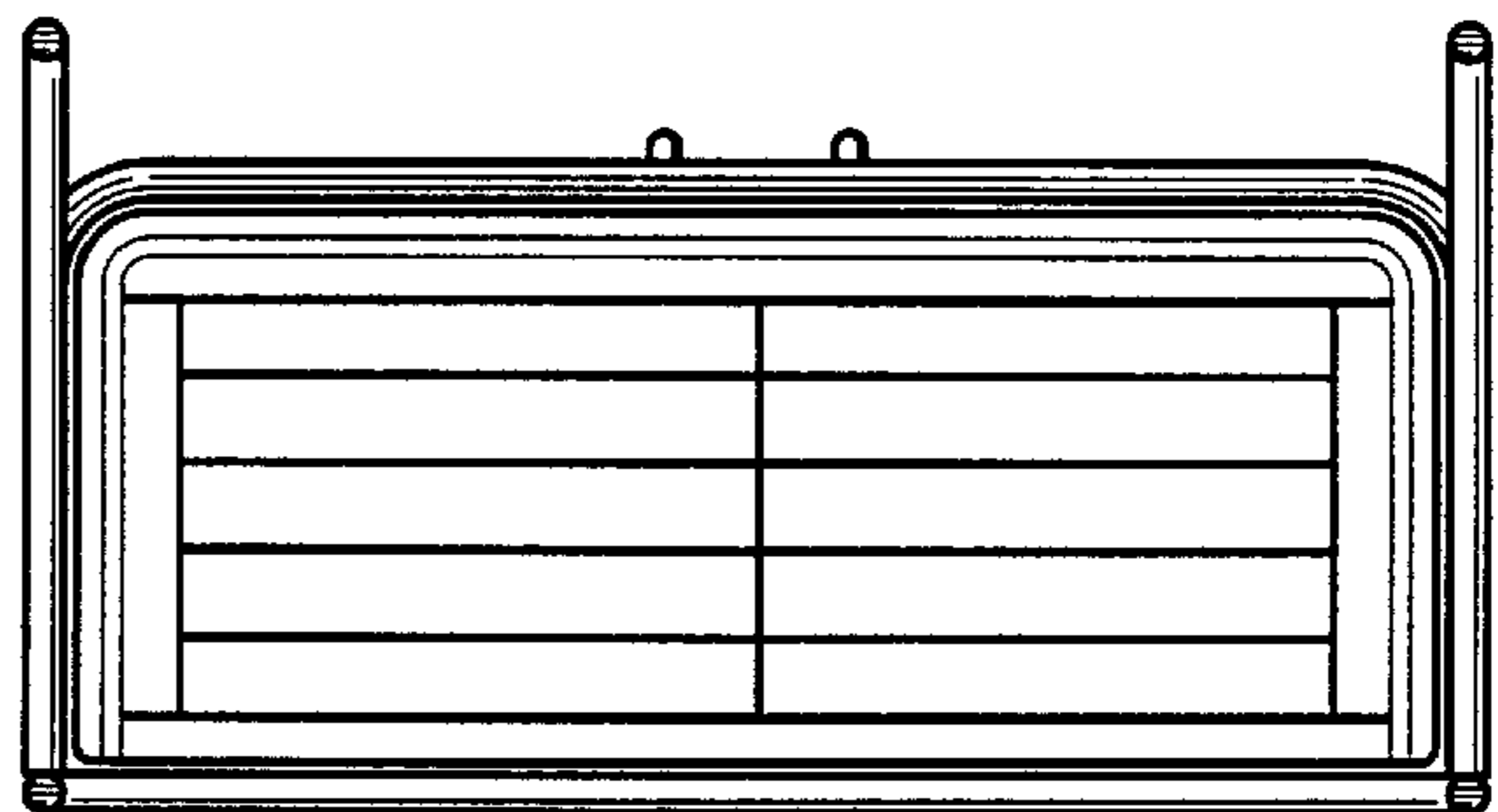


Figure - 5