



US00D441214S

(12) **United States Design Patent** (10) **Patent No.:** **US D441,214 S**
Cain (45) **Date of Patent:** **** May 1, 2001**

(54) **ENTERTAINMENT CENTER**

(75) Inventor: **Charles C. Cain**, High Point, NC (US)

(73) Assignee: **Thomasville Furniture Industries, Inc.**, Thomasville, NC (US)

(**) Term: **14 Years**

(21) Appl. No.: **29/121,183**

(22) Filed: **Mar. 31, 2000**

(51) **LOC (7) Cl.** **06-04**

(52) **U.S. Cl.** **D6/436; D6/446**

(58) **Field of Search** **D6/432-448, 470; 312/204, 114**

(56) **References Cited**

U.S. PATENT DOCUMENTS

D. 360,088	7/1995	Walters, III et al.	D6/439
D. 371,019	6/1996	Walters, III et al.	D6/439
D. 372,139 *	7/1996	Walters, III et al.	D6/438
D. 372,375 *	8/1996	Walters, III et al.	D6/438
D. 372,376 *	8/1996	Walters, III et al.	D6/445
D. 378,791	4/1997	Walters, III et al.	D6/492
D. 382,138 *	8/1997	Mann	D6/445
D. 392,477 *	3/1998	Blaay	D6/446
D. 400,731 *	11/1998	Kasuli	D6/437
D. 401,441 *	11/1998	Blaay	D6/438
D. 416,402 *	11/1999	Sabo	D6/439

OTHER PUBLICATIONS

Thomasville, Sante Fe Collection, Display Cabinet, p. 11, 1984.*

Furniture Today, Amyx mission china hutch, p. 158, Oct. 19, 1998.*

Jeanette A. Thomas, *Images of The Gamble House*, pp. 37, 83, 1989.

David M. Cathers, *Furniture of the American Arts and Crafts Movement*, pp. 106, 112, 1981.

* cited by examiner

Primary Examiner—Cathron Brooks

(74) *Attorney, Agent, or Firm*—Rhodes & Mason, P.L.L.C.

(57) **CLAIM**

The ornamental design for an entertainment center, as shown and described.

DESCRIPTION

FIG. 1 is a front perspective view of a entertainment center showing my new design;

FIG. 2 is a front elevational view thereof;

FIG. 3 is a side elevational view thereof; and,

FIG. 4 is an enlarged partial perspective view of the lower left corner thereof.

The bottom and rear views are not shown and form no part of the claimed design. The dashed lines represent environmental elements only and form no part of the claimed design.

1 Claim, 4 Drawing Sheets






FIG. 1




FIG. 2




FIG. 3

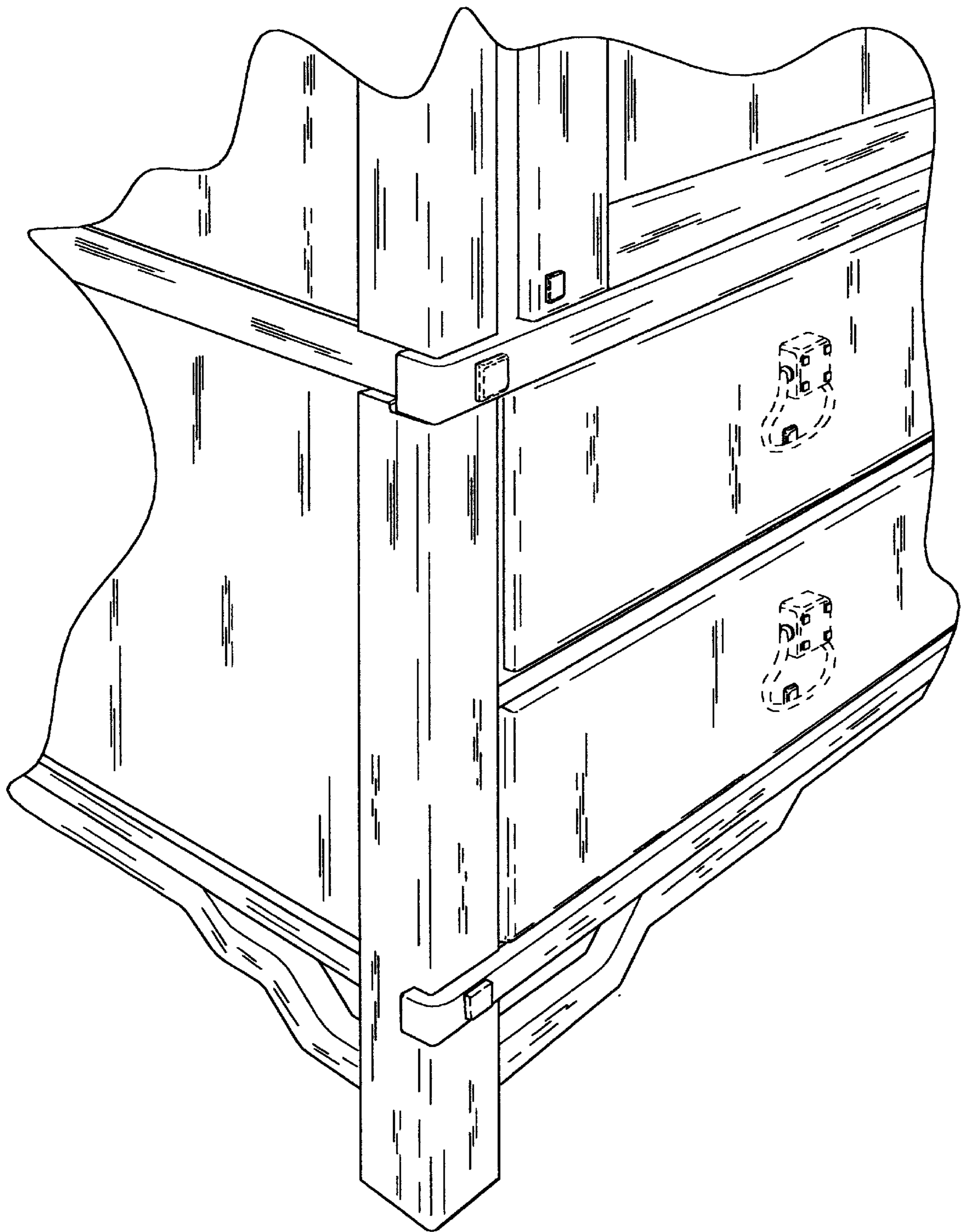


FIG. 4