



US00D441211S

(12) **United States Design Patent**
Mitjans

(10) **Patent No.:** **US D441,211 S**

(45) **Date of Patent:** **** May 1, 2001**

(54) **SEATING MODULE**

(75) **Inventor:** **José Figueras Mitjans, LLica d'Amunt (ES)**

(73) **Assignee:** **Figueras International Seating, S.A., Barcelona (ES)**

(**) **Term:** **14 Years**

(21) **Appl. No.:** **29/121,096**

(22) **Filed:** **Apr. 3, 2000**

(51) **LOC (7) Cl.** **06-01**

(52) **U.S. Cl.** **D6/381**

(58) **Field of Search** D6/334, 335, 364, D6/369, 370, 374, 375, 379, 381, 500-502, 511; 297/232, 377, 396-398, 411.2, 411.44, 411.45, 423.1, 423.2, 452.29

(56) **References Cited**

U.S. PATENT DOCUMENTS

- D. 165,952 * 2/1952 Weatherly D6/375
- 362,016 * 4/1887 Knott 297/377
- D. 365,455 * 12/1995 Tolar D6/381
- D. 374,992 * 10/1996 Burdick et al. D6/334

- 3,073,649 * 1/1963 Montfort 297/396
- 3,124,390 * 3/1964 Eames et al. 297/232
- 4,715,654 * 12/1987 Laskowitz 297/423.11

* cited by examiner

Primary Examiner—Doris V. Coles

Assistant Examiner—Mimosa De

(74) *Attorney, Agent, or Firm*—Nath & Associates; Gary M. Nath


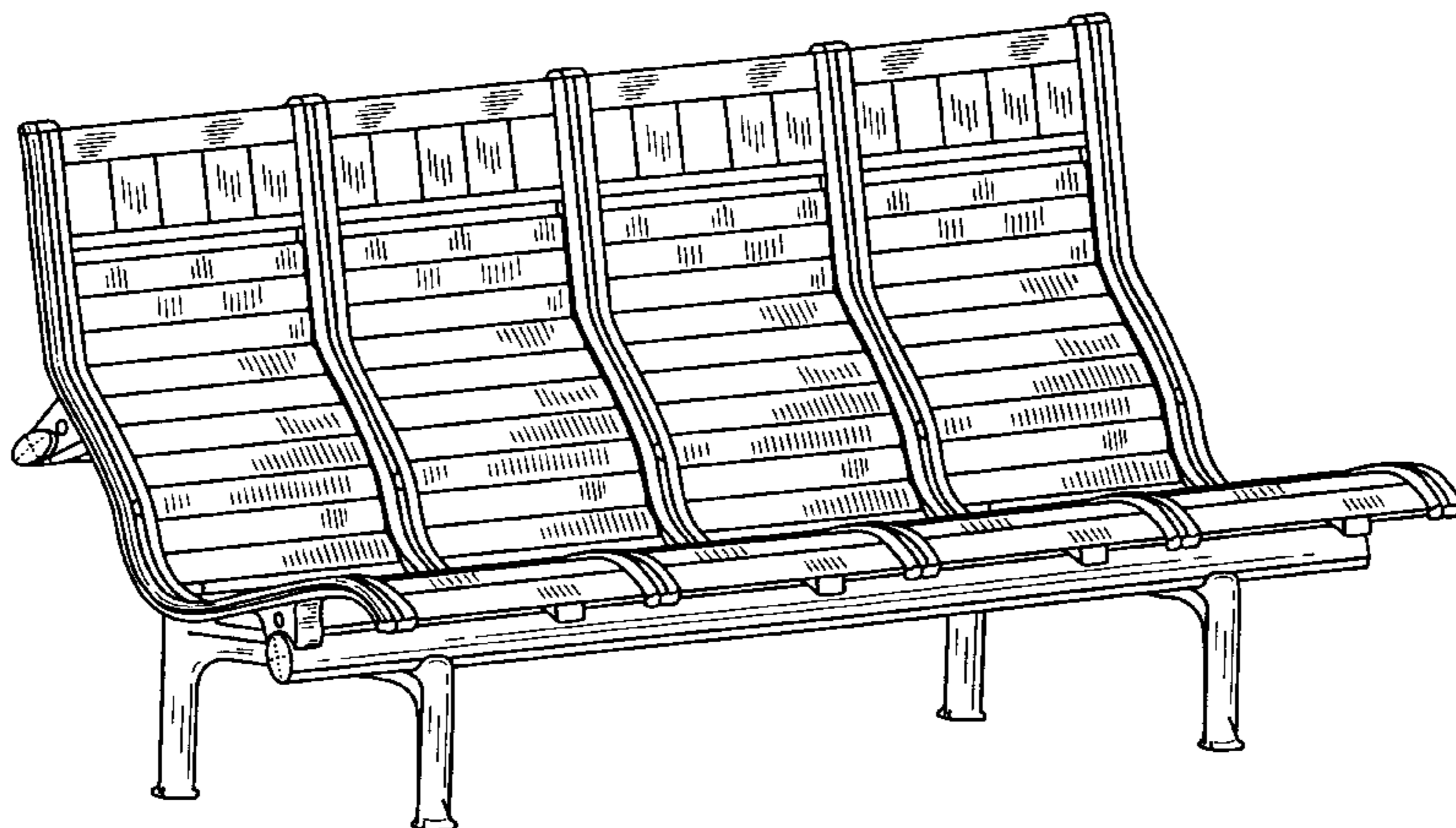
(57) **CLAIM**

The ornamental design for a seating module, as shown and described.

DESCRIPTION

FIG. 1 is the front perspective view of the seating module; FIG. 2 is the rear perspective view of the seating module; FIG. 3 is the front view of the seating module; FIG. 4 is a bottom view of the seating module; FIG. 5 is a top view of the seating module; FIG. 6 is an reduced right side view of the seating module; FIG. 7 is an reduced rear view of the seating module; FIG. 8 is a left side view of the seating module; and, FIG. 9 is a front perspective view showing a second embodiment of the seating module incorporating armrests.

1 Claim, 5 Drawing Sheets






FIG. 1




FIG. 2




FIG. 4

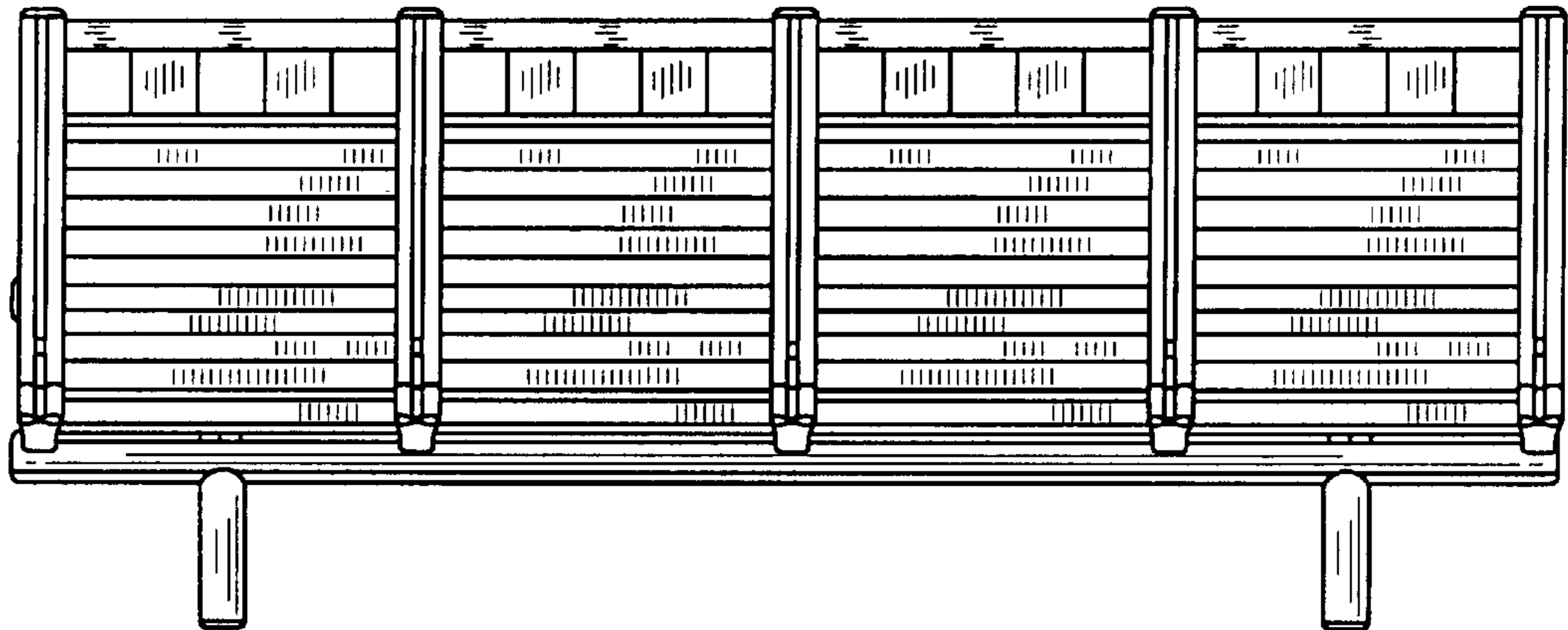


FIG. 3

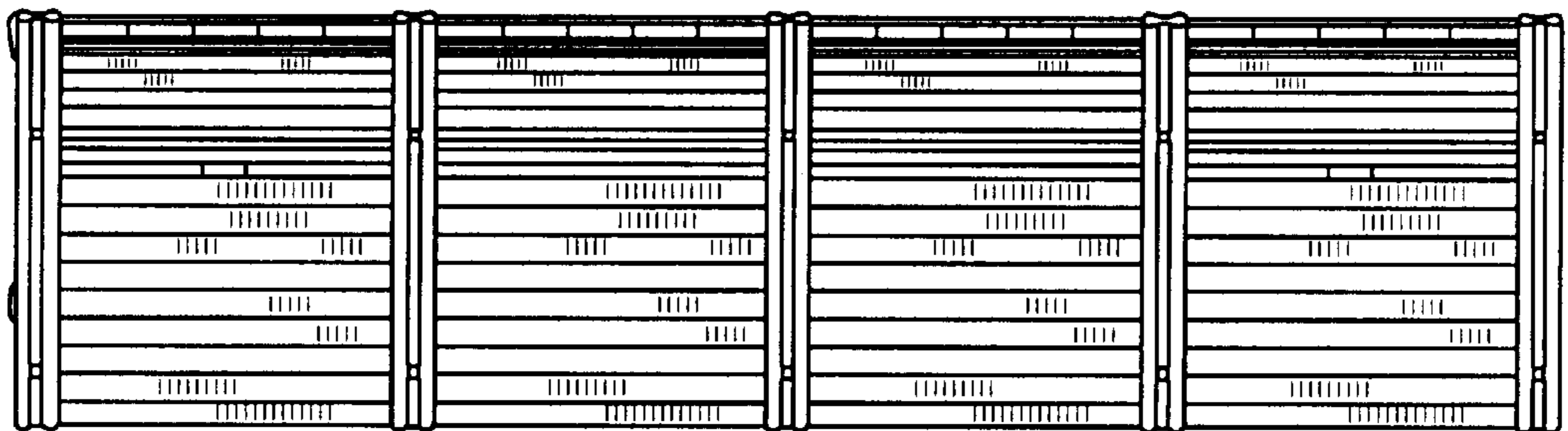


FIG. 5



FIG. 6

FIG. 8

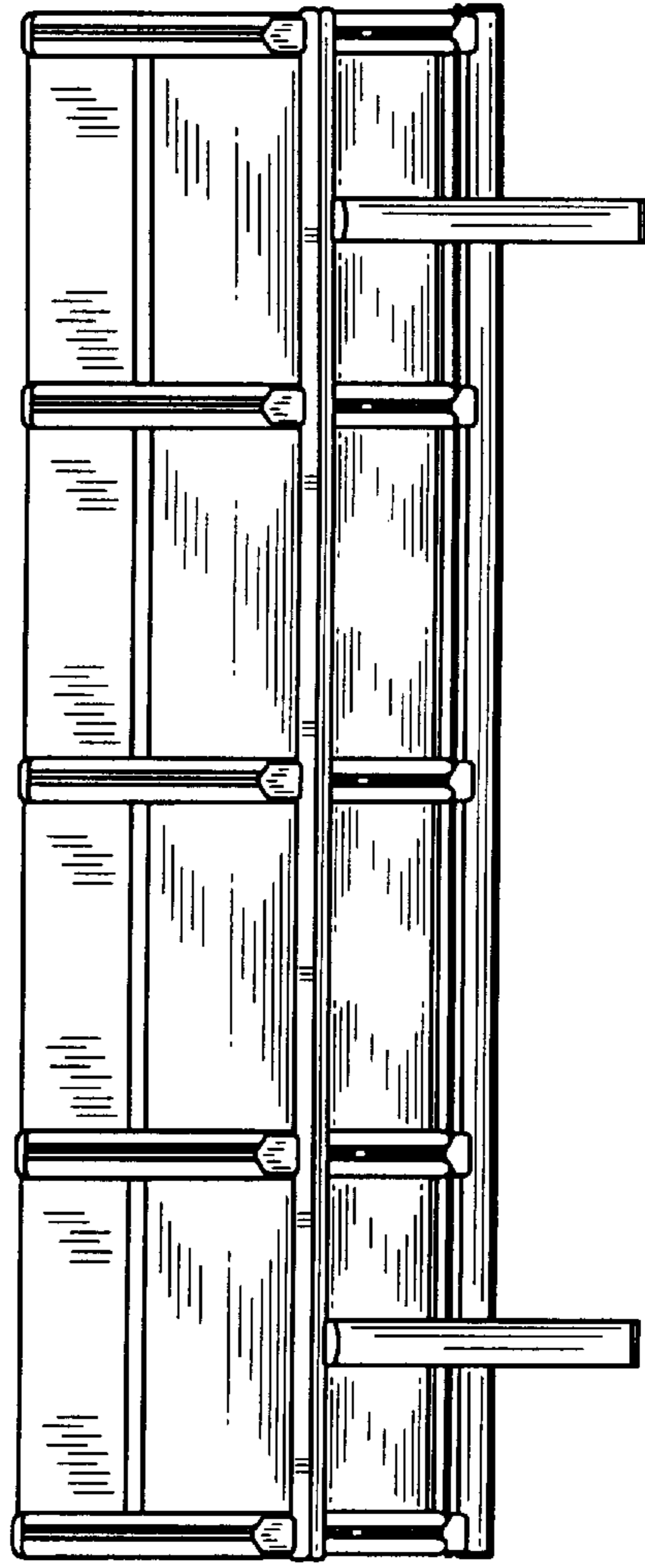


FIG. 7

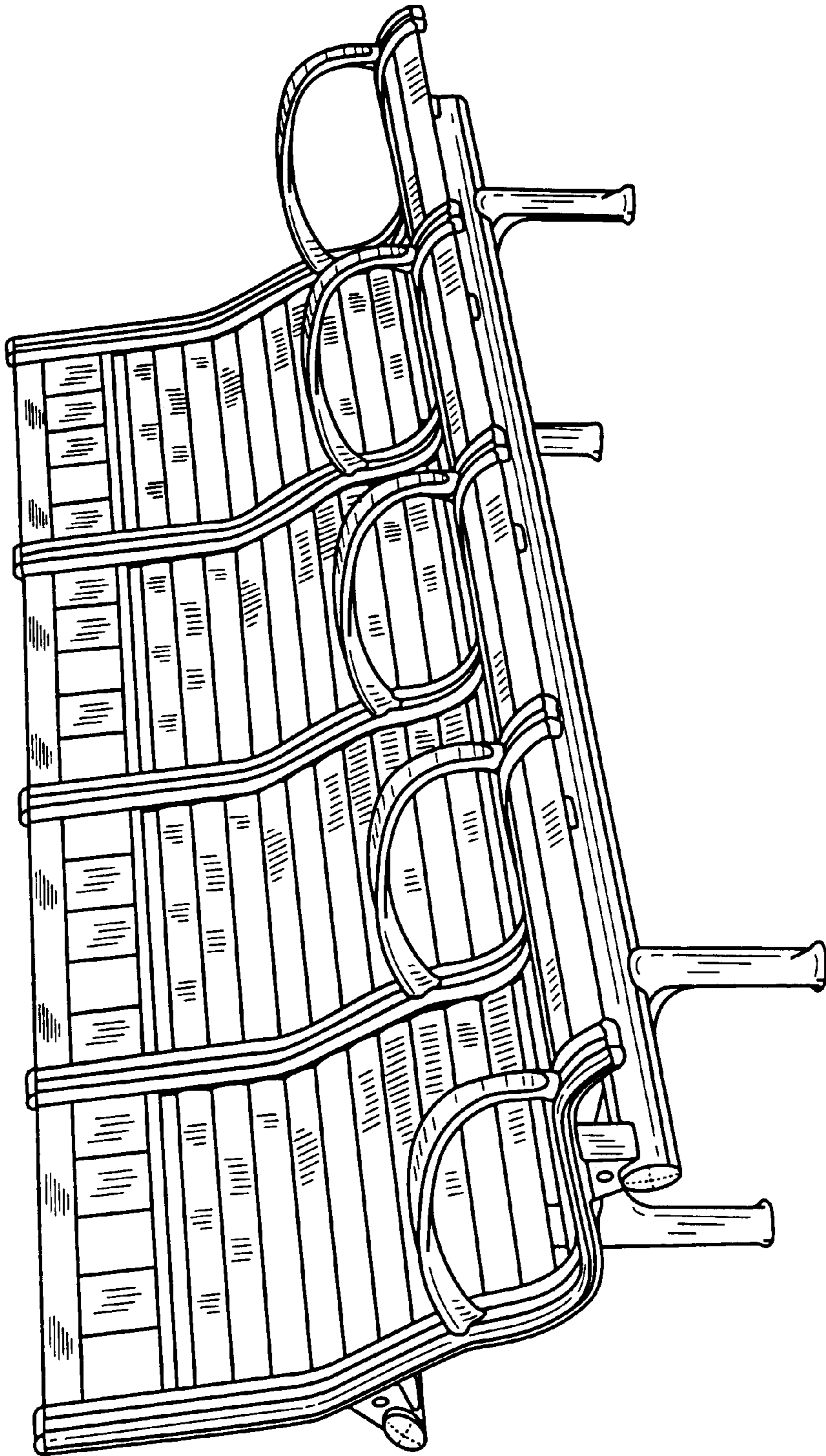


FIG. 9