



US00D441197S

(12) **United States Design Patent**
Duffy, Jr.

(10) **Patent No.:** **US D441,197 S**

(45) **Date of Patent:** **** May 1, 2001**

(54) **TOOTHBRUSH WITH AN ANGLED HEAD**

5,305,489 4/1994 Lage 15/167.1

(76) Inventor: **Jerry A. Duffy, Jr.**, 2670 Fallow Hill
La., Jamison, PA (US) 18929

* cited by examiner

(**) Term: **14 Years**

Primary Examiner—Alan P. Douglas

Assistant Examiner—Lavone D. Tabor

(21) Appl. No.: **29/100,870**

(74) *Attorney, Agent, or Firm*—Woodcock Washburn Kurtz
Mackiewicz & Norris LLP

(22) Filed: **Feb. 19, 1999**

(57) **CLAIM**

(51) **LOC (7) Cl.** **04-02**

An ornamental design for a toothbrush with an angled head,
as shown and described.

(52) **U.S. Cl.** **D4/112**

(58) **Field of Search** D4/101, 104–112,
D4/130, 132, 134; 15/159.1, 160, 167.1,
167.2, 186, 187; 132/308; 601/139, 141

DESCRIPTION

(56) **References Cited**

U.S. PATENT DOCUMENTS

D. 58,445	*	7/1921	Marcellus	D4/112
D. 213,540	*	3/1969	Razickas	D4/112
D. 302,076	*	7/1989	Kirberger	D4/104
D. 359,393	*	6/1995	Thoma et al.	D4/104
D. 360,760	*	8/1995	Halm	D4/104
2,094,240		9/1937	Herrick et al.	15/167.1
4,109,339		8/1978	Dietrich	15/167.1
4,306,327	*	12/1981	Zeski	15/167.1
4,454,623		6/1984	O'Halloran	15/167.1
4,457,039		7/1984	Massari	15/167.1
4,654,921		4/1987	Dinner	15/167.1
5,191,671		3/1993	Rudnick	15/167.1
5,272,784		12/1993	Levin	15/167.1

FIG. 1 is a front view of a first embodiment of a toothbrush with an angled head showing my new design;
 FIG. 2 is a rear view of FIG. 1;
 FIG. 3 is a right side view of FIG. 1;
 FIG. 4 is a left side view of FIG. 1;
 FIG. 5 is a top view of FIG. 1;
 FIG. 6 is a bottom view of FIG. 1;
 FIG. 7 is a front view of a second embodiment of the toothbrush with an angled head;
 FIG. 8 is a rear view of FIG. 7;
 FIG. 9 is a right side view of FIG. 7;
 FIG. 10 is a left side view of FIG. 7;
 FIG. 11 is a bottom view of FIG. 7; and,
 FIG. 12 is a top view of FIG. 7.

The broken lines are for illustrative purposes only and form no part of the claimed design.

1 Claim, 2 Drawing Sheets



FIG. 1




FIG. 2




FIG. 3




FIG. 4




FIG. 5




FIG. 6




FIG. 7



FIG. 8




FIG. 9



FIG. 10

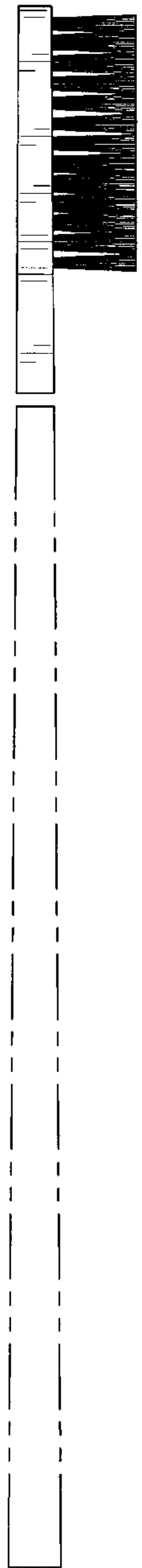


FIG. 11

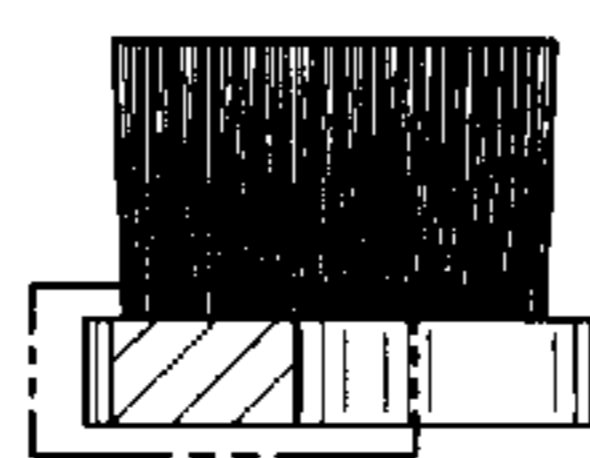


FIG. 12

