



US00D441186S

(12) **United States Design Patent**
Daboudet

(10) **Patent No.:** **US D441,186 S**

(45) **Date of Patent:** **** May 1, 2001**

(54) **PILOT BAG**

(75) **Inventor:** **Martial Louis Pierre Daboudet, Paris (FR)**

(73) **Assignee:** **Major Tom, Paris (FR)**

(**) **Term:** **14 Years**

(21) **Appl. No.:** **29/098,794**

(22) **Filed:** **Jan. 6, 1999**

(30) **Foreign Application Priority Data**

Jul. 6, 1998 (FR) 98 3987

(51) **LOC (7) Cl.** **03-01**

(52) **U.S. Cl.** **D3/216; D6/215; D6/217; D6/226**

(58) **Field of Search** **D3/217, 233, 303, D3/279, 226; 190/107, 109; 224/153**

(56) **References Cited**

U.S. PATENT DOCUMENTS

- D. 374,987 * 10/1996 Hughes D3/279
- D. 375,622 * 11/1996 Croft D3/217
- D. 387,198 * 12/1997 Lehmann et al. D3/217
- D. 405,265 * 2/1999 Chapelson D3/303

- D. 418,972 * 1/2000 Gold D3/217
- D. 419,763 * 2/2000 Wiebe D3/233
- 5,415,332 * 5/1995 Klot 224/153
- 5,873,504 * 2/1999 Farmer 150/113
- 5,896,962 * 4/1999 Smith et al. 190/107
- 5,954,170 * 9/1999 Chisholm 190/109

* cited by examiner

Primary Examiner—Celia Murphy

(74) *Attorney, Agent, or Firm*—Wenderoth, Lind & Ponack, L.L.P.

(57) **CLAIM**

The ornamental design for a pilot bag, as shown and described.

DESCRIPTION

FIG. 1 is a front view of the pilot bag according to the present design, showing a strap thereof in a connected state. FIG. 2 is a rear view. FIG. 3 is a left view. FIG. 4 is a top view. FIG. 5 is a bottom view, showing the strap in an unconnected state; and, FIG. 6 is a right side view. The broken lines in the several views represent stitching.

1 Claim, 6 Drawing Sheets




FIG. 1




FIG. 2

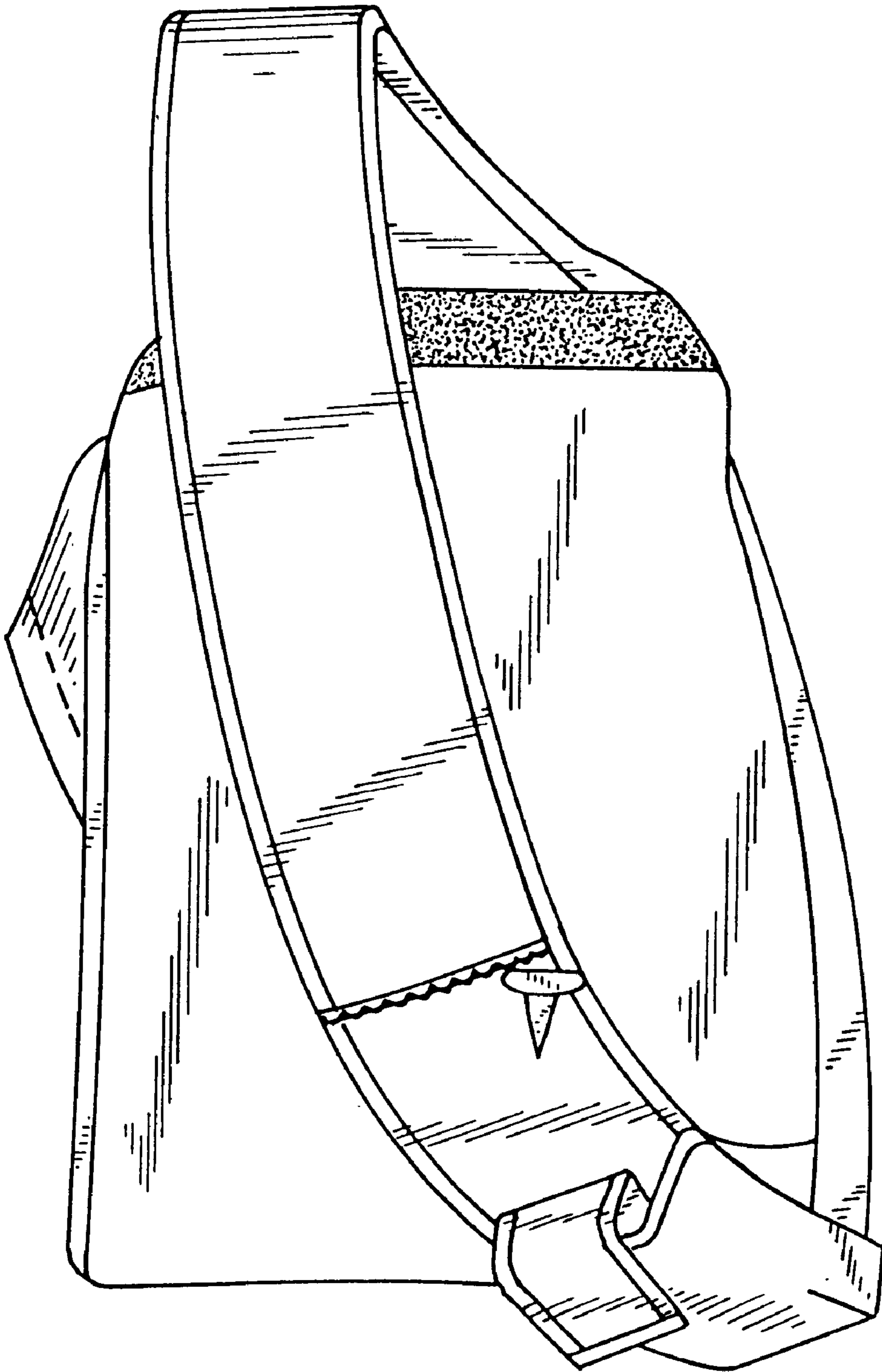


FIG. 3

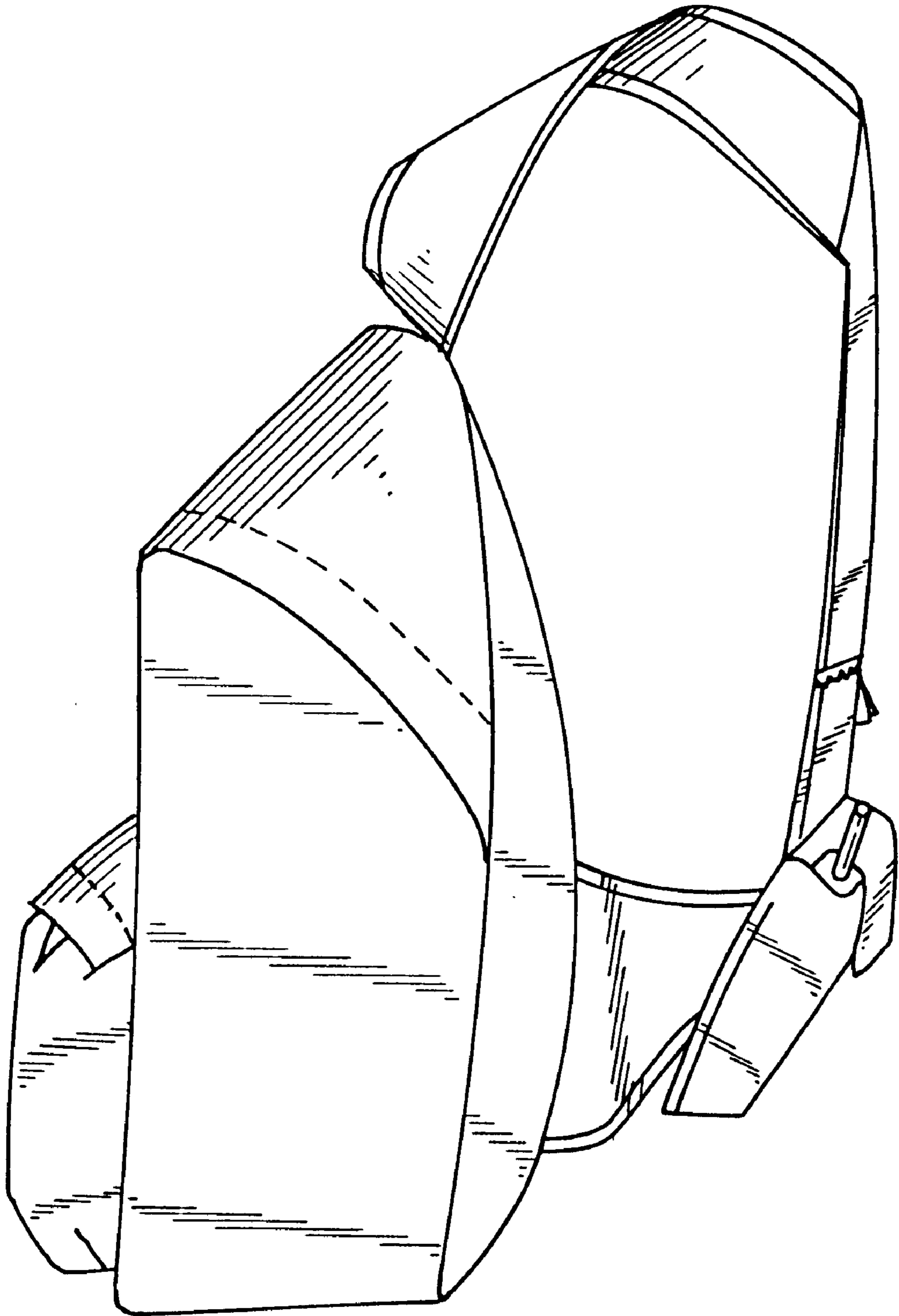


FIG. 4

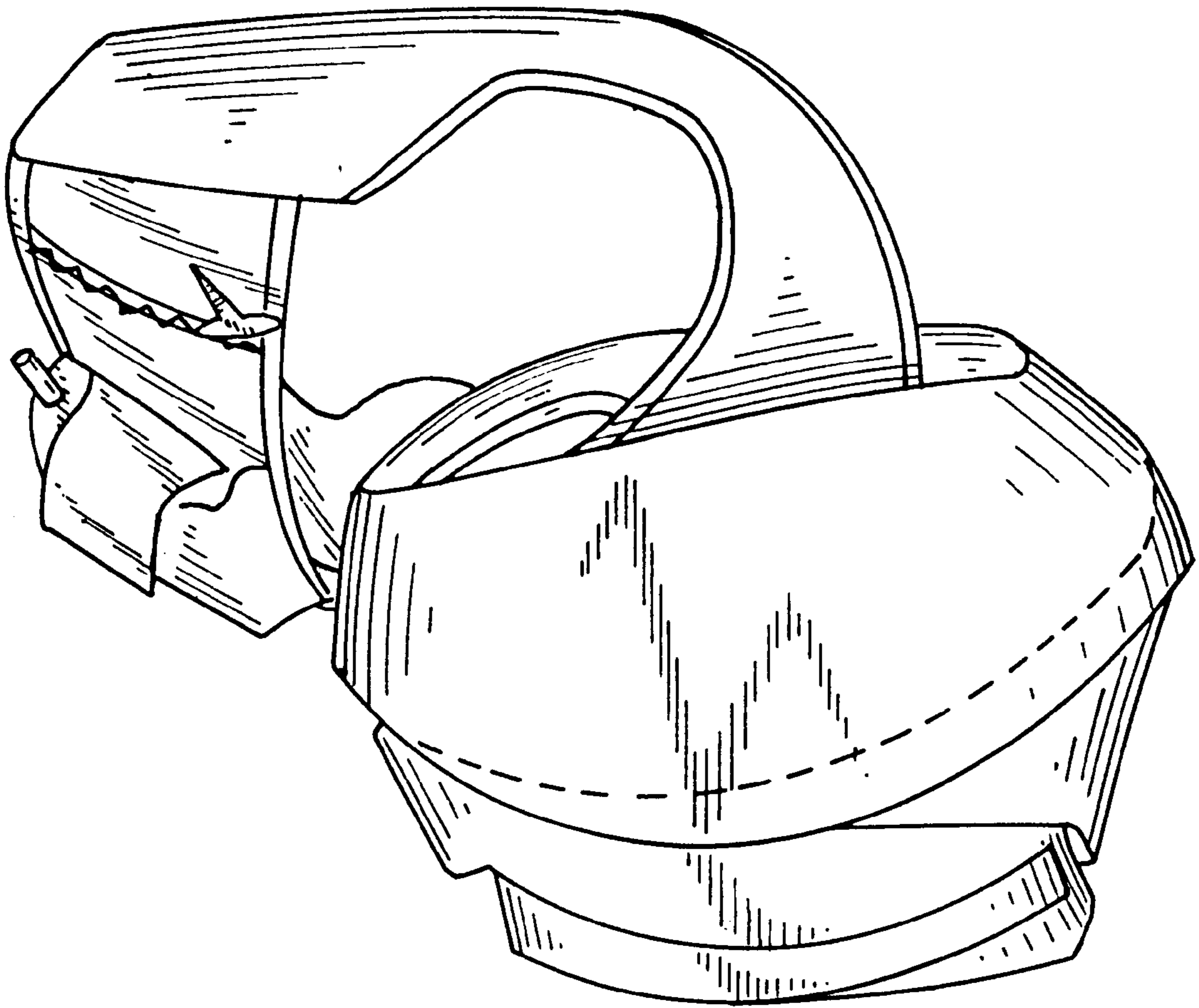


FIG. 5

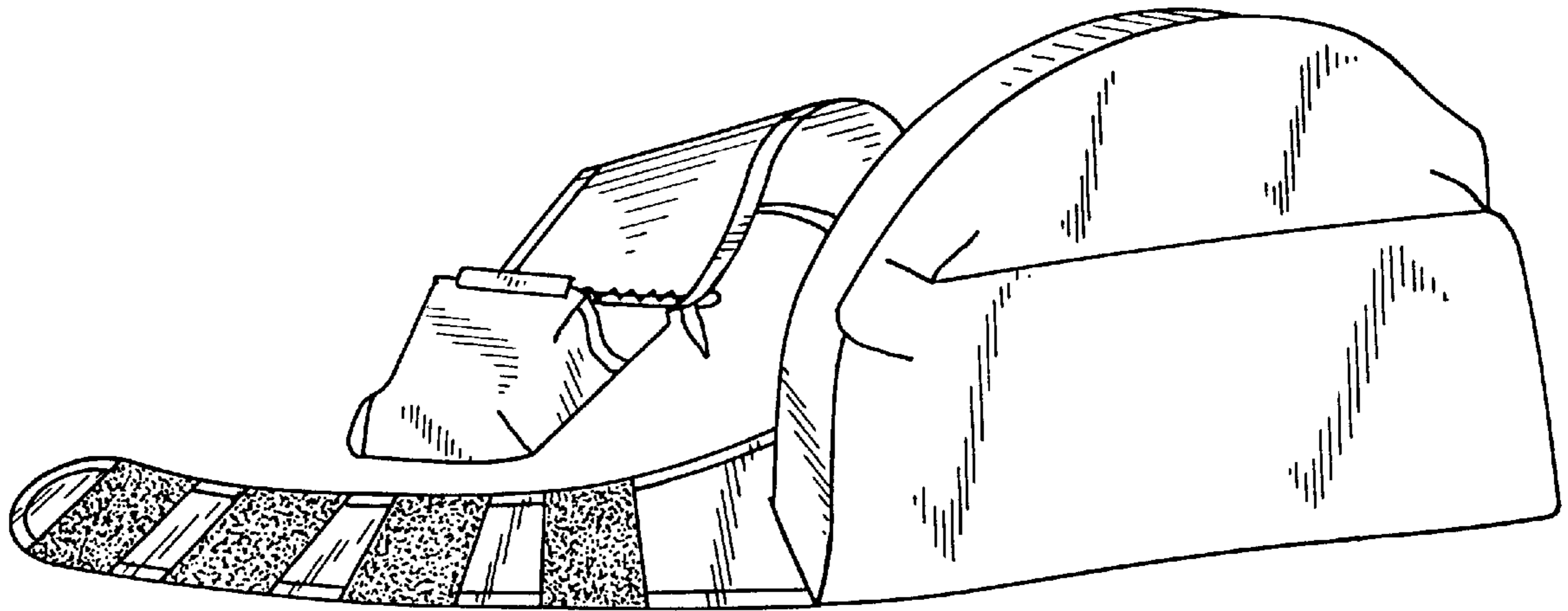


FIG. 6

