



US00D441185S

(12) **United States Design Patent**
Shimizu et al.

(10) **Patent No.:** **US D441,185 S**

(45) **Date of Patent:** **** May 1, 2001**

(54) **KEY FOB**

(75) Inventors: **Toshimitsu Shimizu**, Rancho Palos Verdes; **Jose N. Wyszogrod**, Los Angeles, both of CA (US)

(73) Assignee: **Honda Giken Kogyo Kabushiki Kaisha**, Tokyo (JP)

(**) Term: **14 Years**

(21) Appl. No.: **29/121,909**

(22) Filed: **Apr. 18, 2000**

(51) **LOC (7) Cl.** **03-01**

(52) **U.S. Cl.** **D3/207; D13/168**

(58) **Field of Search** **D3/207-210; D13/168; 340/825.22, 825.23, 825.24, 825.25, 825.31, 825.32, 825.58, 825.69, 825.72**

(56) **References Cited**

U.S. PATENT DOCUMENTS

- D. 308,295 * 6/1990 Sherlin D3/207
- D. 351,828 * 10/1994 Pucci et al. D13/168
- D. 388,349 * 12/1997 Youabian D10/104

- D. 406,107 * 2/1999 Flick D13/168
- D. 406,779 * 3/1999 Pinardi et al. D10/104
- D. 409,577 * 5/1999 Doppelt et al. D13/168
- D. 422,268 * 4/2000 Tsui D13/168
- D. 423,462 * 4/2000 Jimenez et al. D13/168
- 5,351,051 * 9/1994 Yano et al. 340/825.72 X

* cited by examiner

Primary Examiner—Brian N. Vinson

(74) *Attorney, Agent, or Firm*—Banner & Witcoff, Ltd.

(57) **CLAIM**

The ornamental design for a key fob, as shown and described.

DESCRIPTION

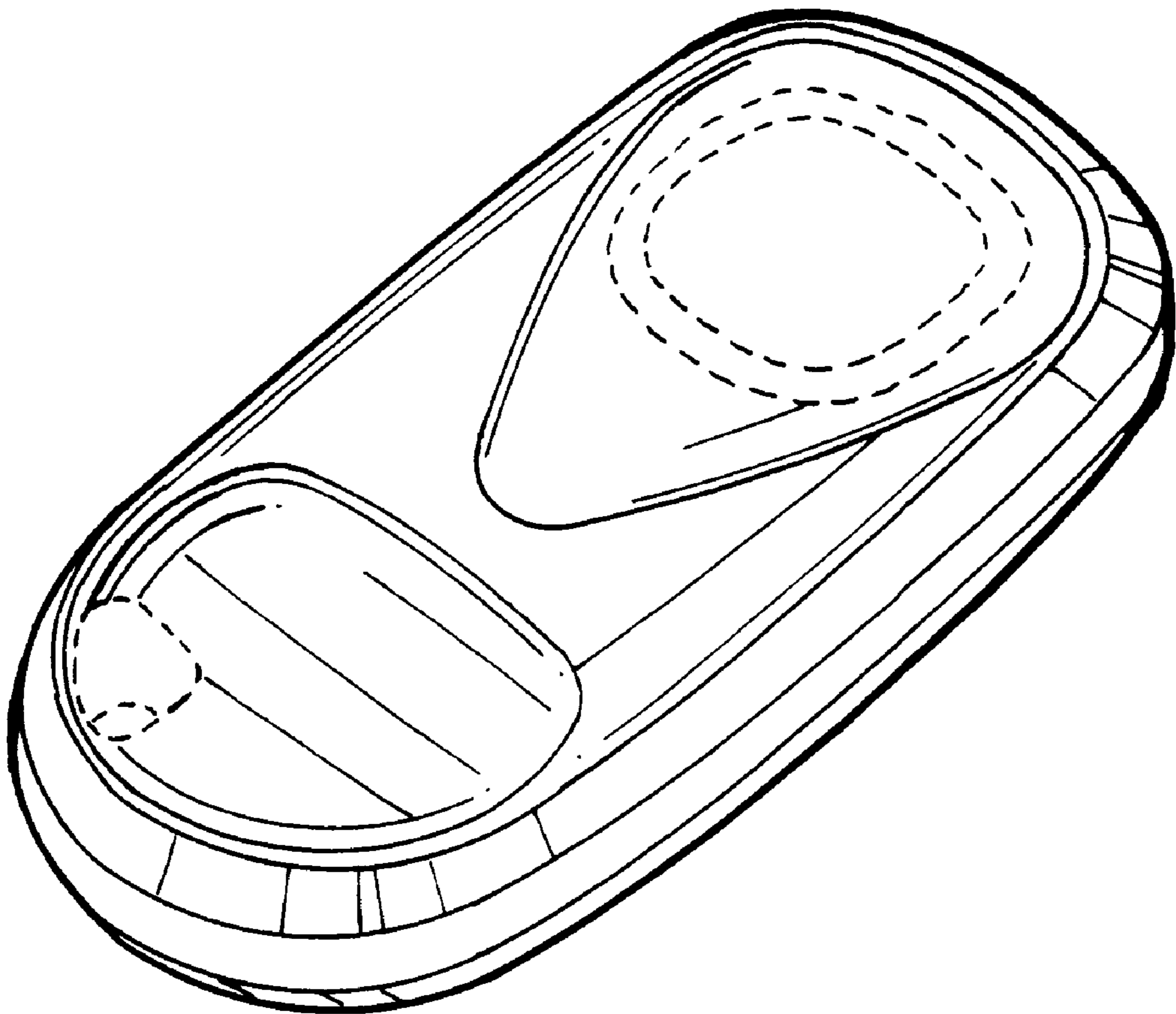
FIG. 1 is a perspective view of a key fob showing our new design;

FIG. 2 is a plan view thereof; and,

FIG. 3 is an elevational view thereof.

The broken line showing of the button and aperture is for illustrative purposes only and forms no part of the claimed design. The opposite face of the key fob is not shown and forms no part of the claimed design.

1 Claim, 1 Drawing Sheet



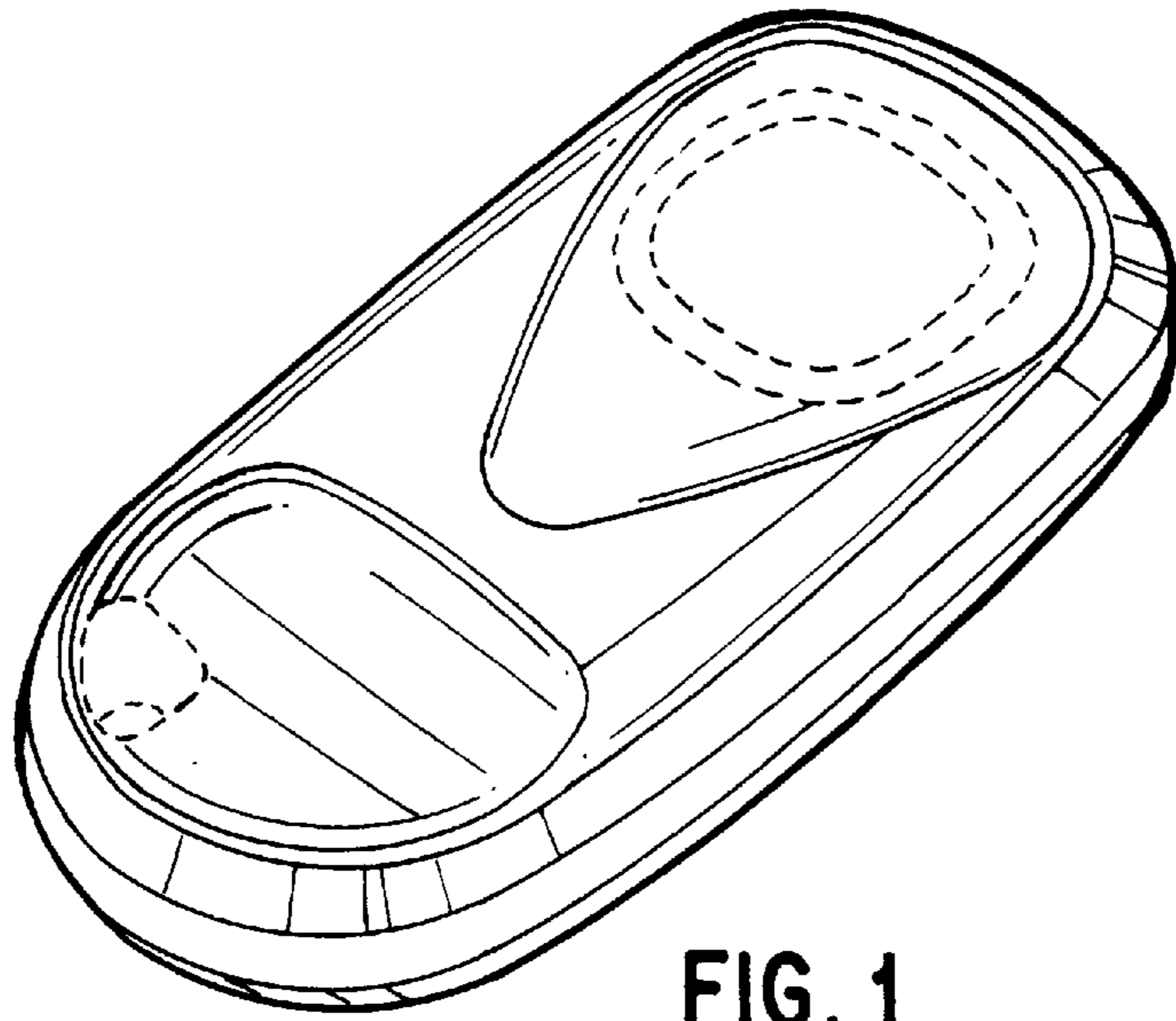


FIG. 1

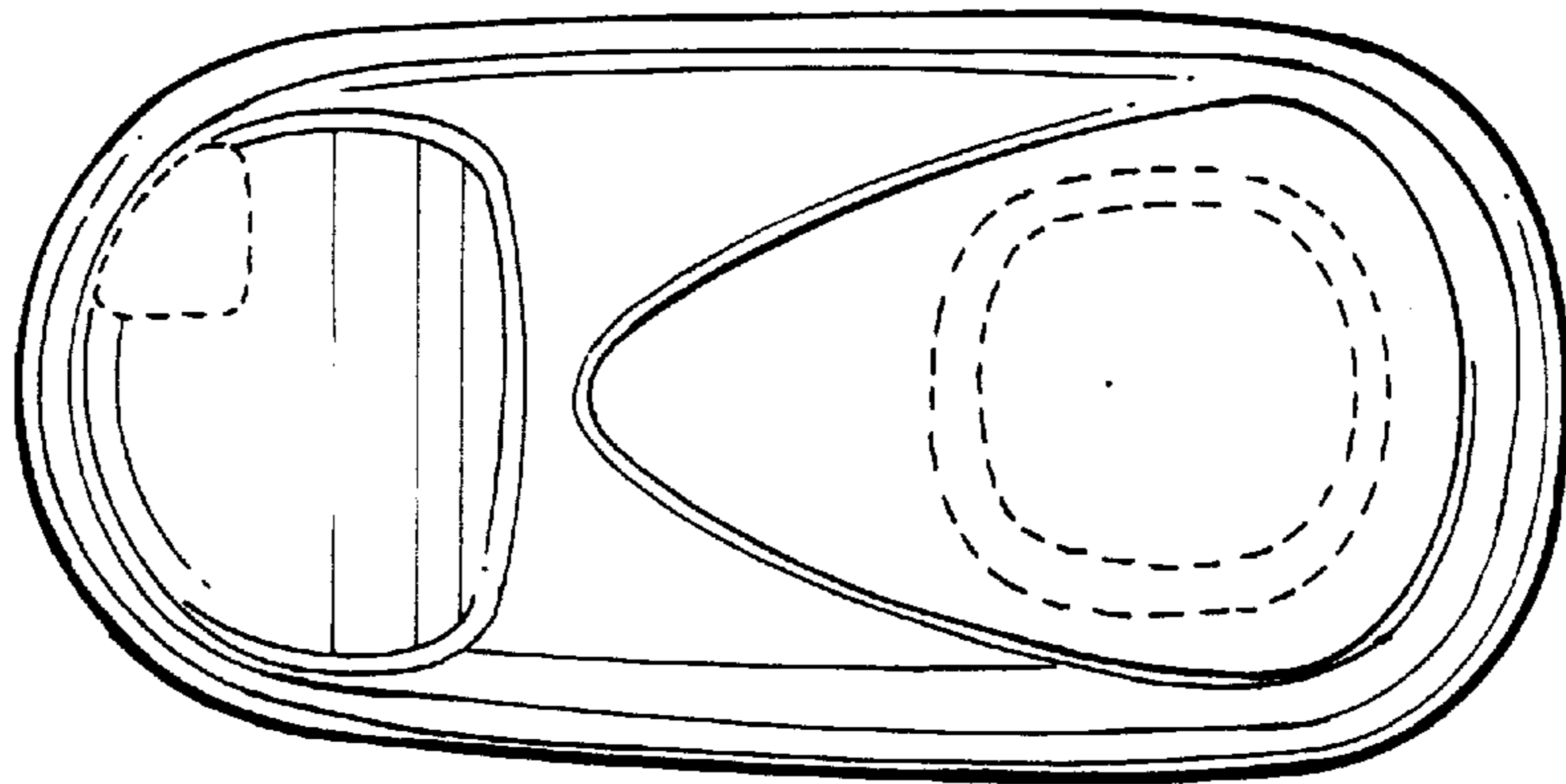


FIG. 2

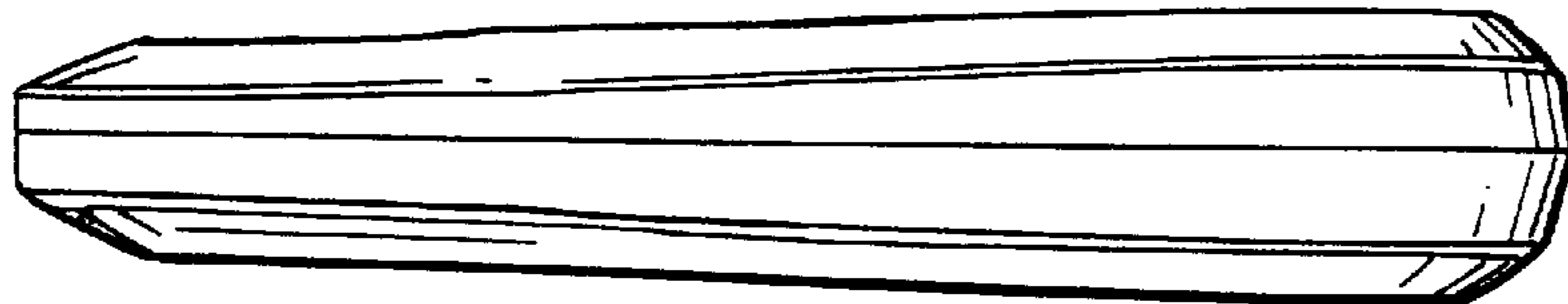


FIG. 3