



US00D441178S

(12) **United States Design Patent**
Jannard et al.

(10) **Patent No.:** **US D441,178 S**

(45) **Date of Patent:** **** May 1, 2001**

(54) **SHOE UPPER**

(75) Inventors: **James H. Jannard**, Eastsound, WA
(US); **Toby Rohrbach**, Aliso Viejo, CA
(US)

(73) Assignee: **Oakley, Inc.**, Foothill Ranch, CA (US)

(**) Term: **14 Years**

(21) Appl. No.: **29/107,783**

(22) Filed: **Jul. 13, 1999**

(51) **LOC (7) Cl.** **02-04**

(52) **U.S. Cl.** **D2/969; D2/902; D2/907**

(58) **Field of Search** D2/969, 902, 907,
D2/908-912, 970, 947-960; 36/83, 89,
102, 106, 113, 114, 126-131, 312, 45,
46.5, 84, 50.1, 25 R

(56) **References Cited**

U.S. PATENT DOCUMENTS

D. 226,883	5/1973	Bablcka et al. .	
D. 240,280 *	6/1976	Senter	D2/902
D. 247,007	1/1978	Krome .	
D. 255,617	7/1980	Dassler .	
D. 262,581	1/1982	Chevallereau .	
D. 266,287	9/1982	Blissett et al. .	
D. 273,439	4/1984	Gamm .	
D. 276,190	11/1984	Hess .	
D. 296,033	6/1988	Brown et al. .	
D. 300,982	5/1989	Swett .	
D. 305,889	2/1990	Plunkett et al. .	
D. 308,286	6/1990	Austin .	

D. 332,688	1/1993	Autry .	
D. 347,516	6/1994	Foster .	
D. 358,929	6/1995	Peterson .	
D. 369,459 *	5/1996	Feller	D2/969
D. 370,113	5/1996	Pyle .	
D. 387,550	12/1997	Ng et al. .	
D. 388,597	1/1998	Gavigan .	
D. 394,743 *	6/1998	Koh	D2/969
D. 400,697 *	11/1998	Egelja et al.	D2/969
D. 424,290 *	5/2000	Lamprou	D2/969
D. 431,347 *	10/2000	Bettencourt	D2/969

* cited by examiner

Primary Examiner—Louis S. Zarfaz

Assistant Examiner—Gregory Andoll

(74) *Attorney, Agent, or Firm*—Knobbe, Martens, Olson & Bear LLP

(57) **CLAIM**

The ornamental design for a shoe upper, as shown and described.

DESCRIPTION

FIG. 1 is a front perspective view of the shoe upper of the present design;

FIG. 2 is a left-side elevational view thereof;

FIG. 3 is a right-side elevational view thereof;


FIG. 4 is a top plan view thereof;

FIG. 5 is a front elevational view thereof; and,

FIG. 6 is a rear elevational view thereof.

The broken line showing of the shoe sole in FIG. 1 is for illustrative purposes only and forms no part of the claimed design.

1 Claim, 6 Drawing Sheets



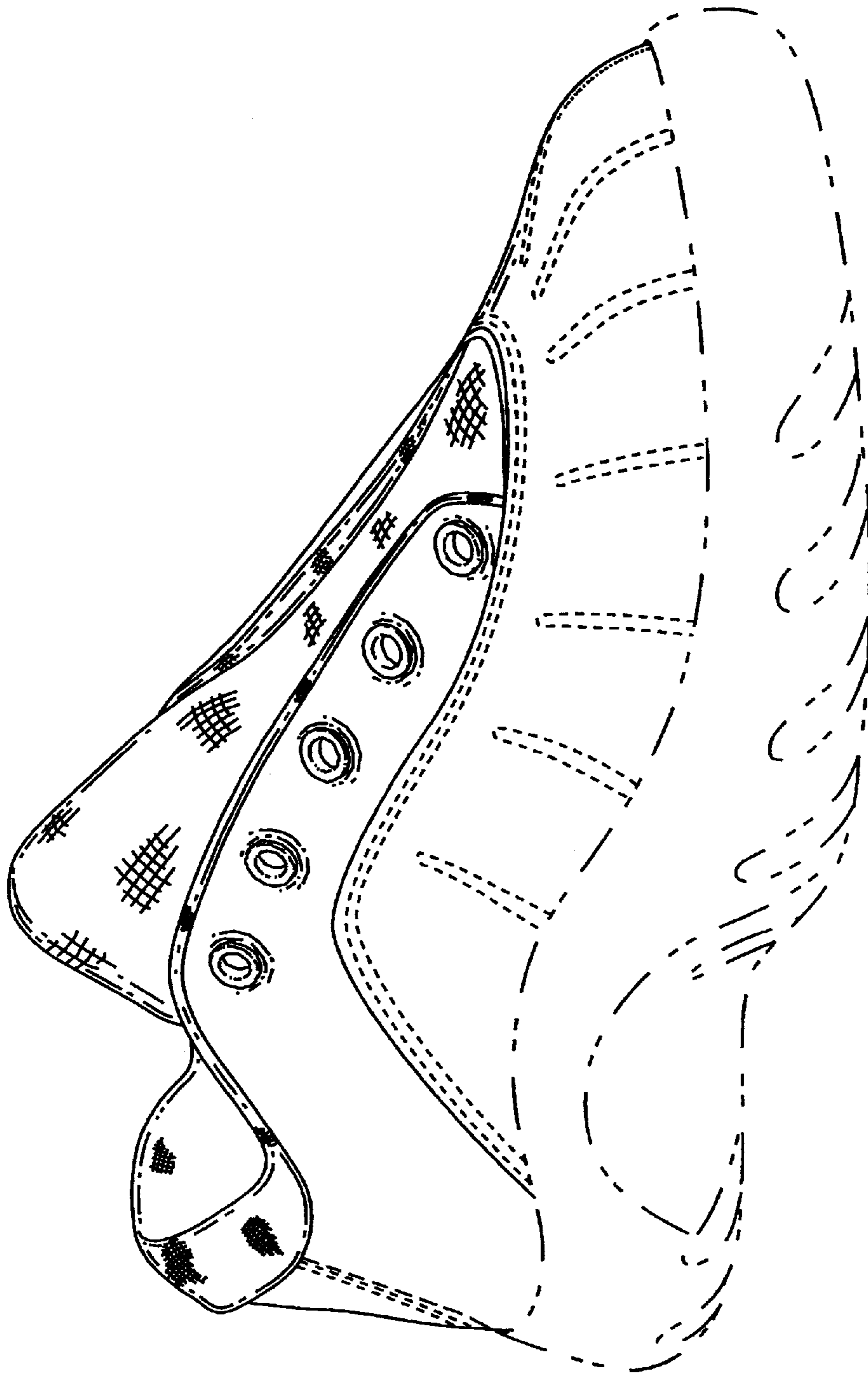


FIG. 1

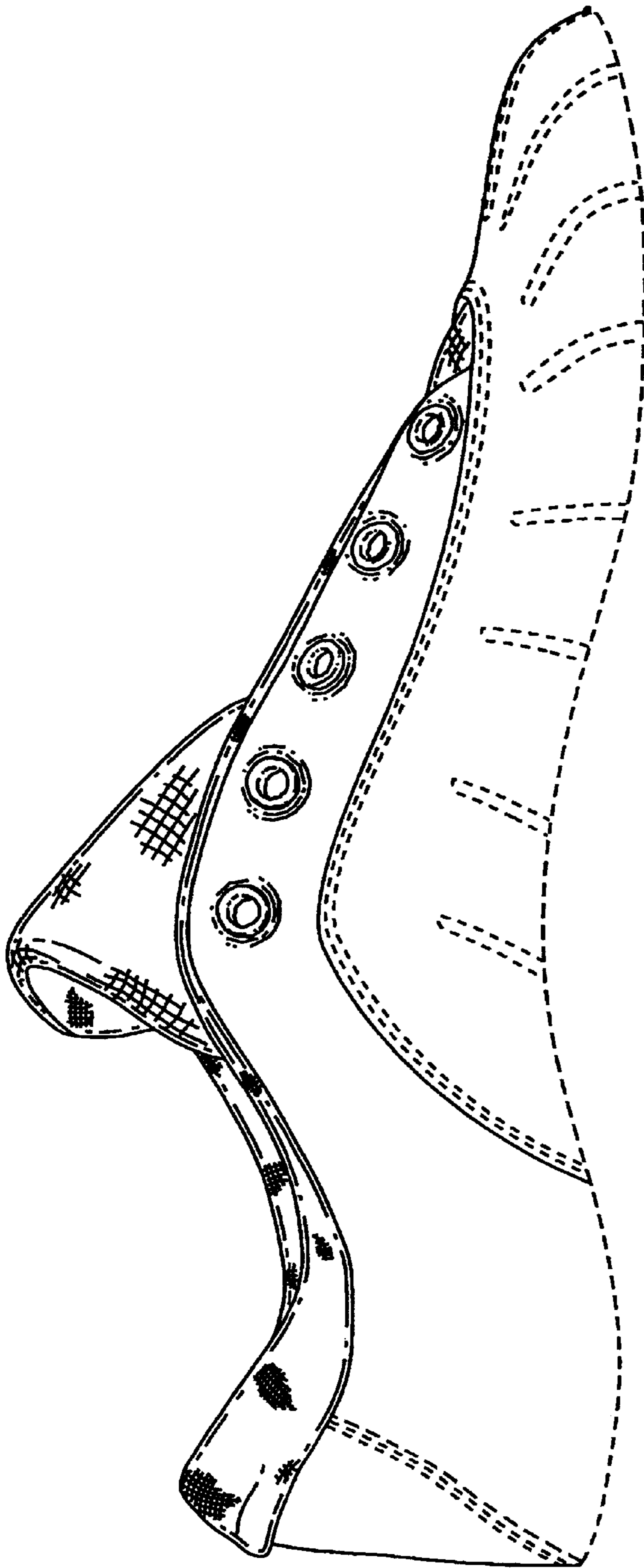


FIG. 2

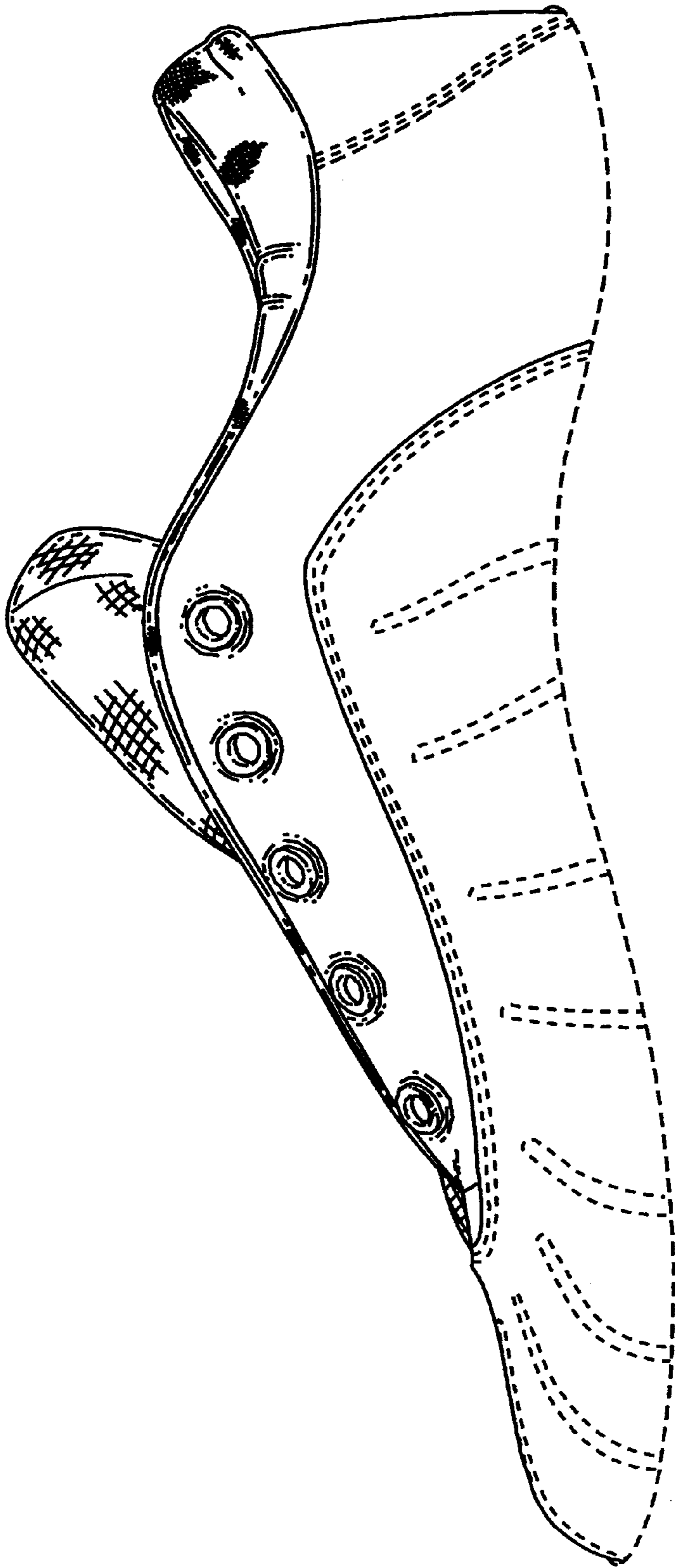


FIG. 3

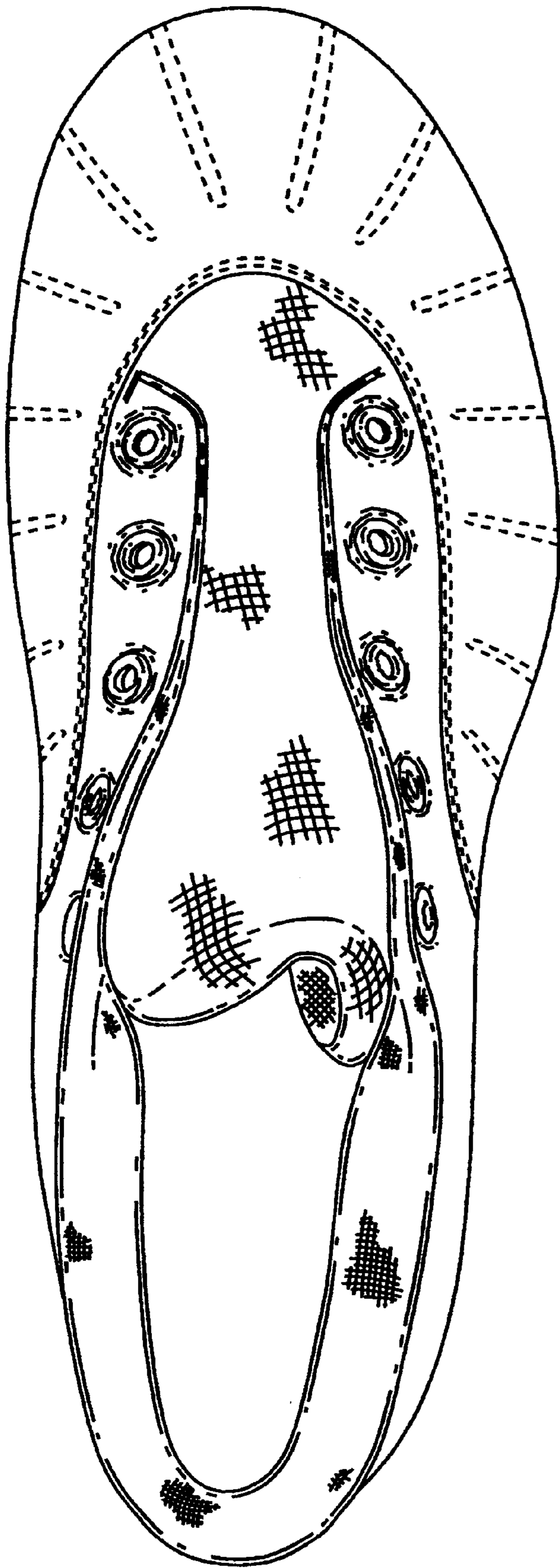


FIG. 4

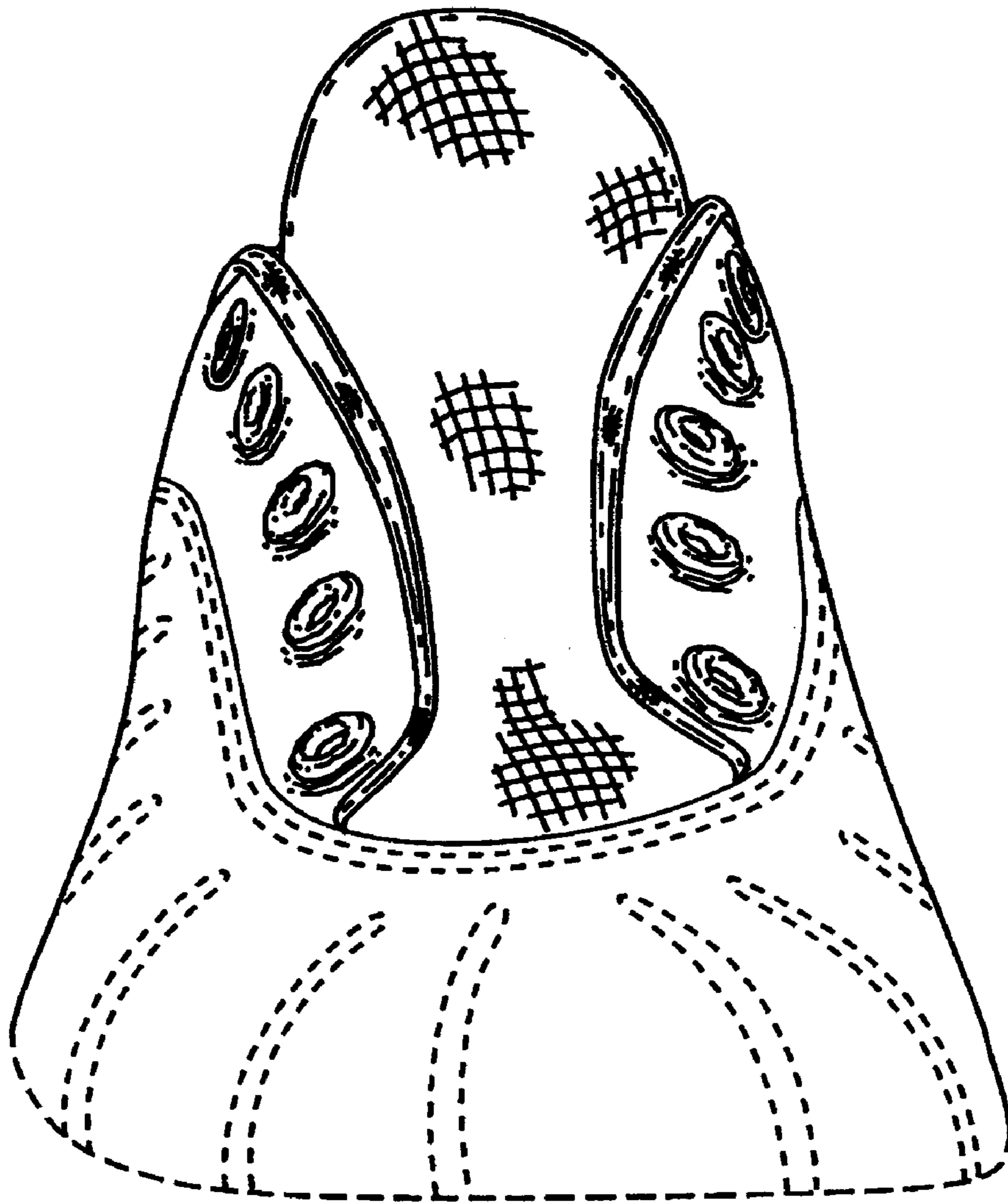


FIG. 5

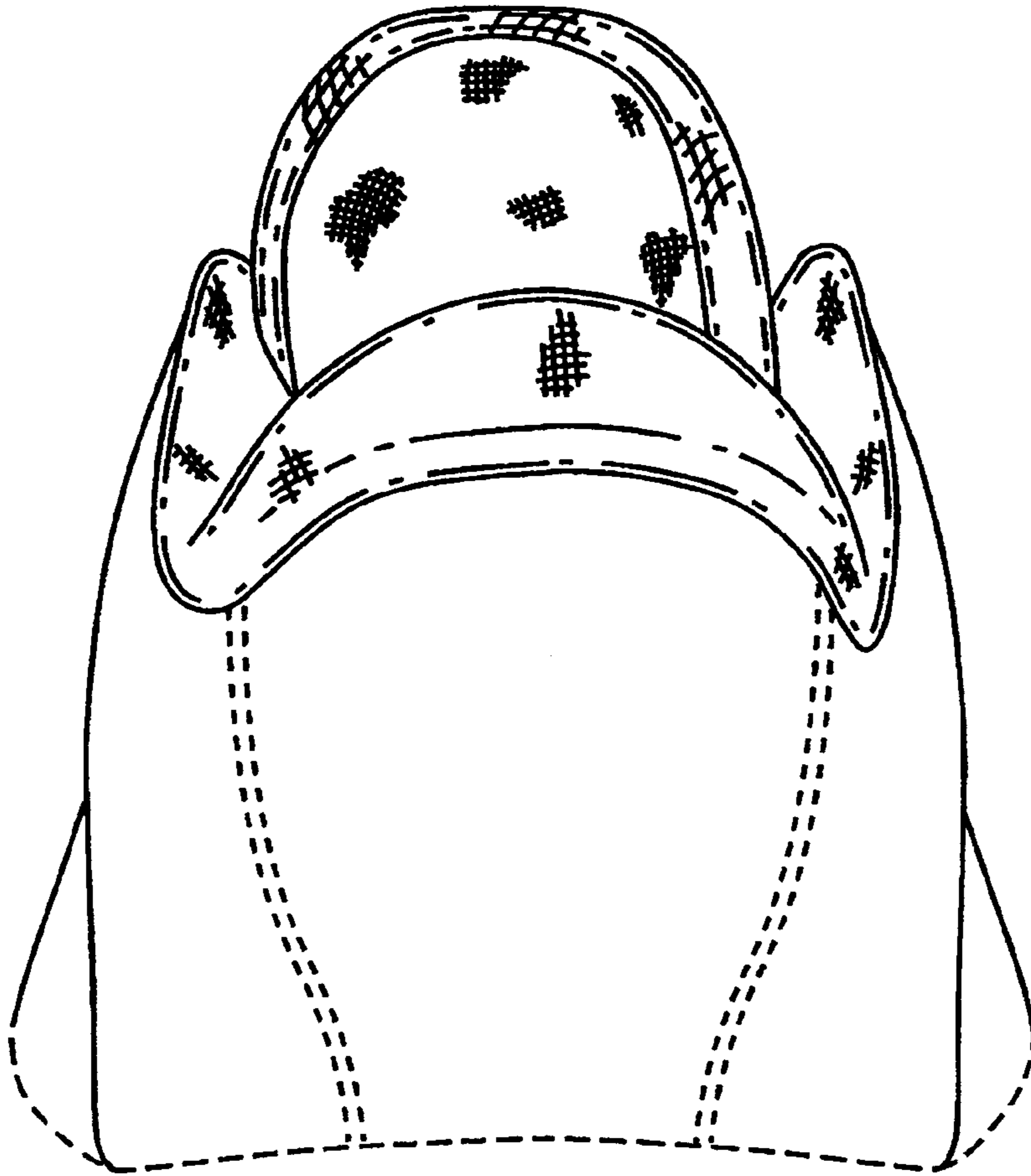


FIG. 6