



US00D441175S

(12) **United States Design Patent**
Ritter et al.

(10) **Patent No.:** **US D441,175 S**

(45) **Date of Patent:** **** May 1, 2001**

(54) **FOOTWEAR**

(75) Inventors: **Brett D. Ritter; Damon R. Butler; Barry J. McGeough**, all of Santa Barbara, CA (US)

(73) Assignee: **Mark Thatcher**, Flagstaff, AZ (US)

(**) Term: **14 Years**

(21) Appl. No.: **29/102,977**

(22) Filed: **Apr. 6, 1999**

Related U.S. Application Data

(63) Continuation-in-part of application No. 09/239,473, filed on Jan. 28, 1999.

(51) **LOC (7) Cl.** **02-04**

(52) **U.S. Cl.** **D2/908; D2/902; D2/907**

(58) **Field of Search** D2/969, 970, 896, D2/902, 904, 907-912, 954, 978; 36/83, 113-116, 117.1, 117.4, 34, 45, 50.1, 126-131, 89

(56) **References Cited**

U.S. PATENT DOCUMENTS

D. 35,490	12/1901	Hatheway .	
D. 158,653	5/1950	Fenlason .	
D. 343,277	* 1/1994	Richard et al.	D2/970
D. 348,977	* 7/1994	Koh	D2/969
D. 358,021	5/1995	Vestuti .	
D. 365,438	* 12/1995	Orzeck	D2/969
D. 368,799	4/1996	Lozano .	
D. 384,494	10/1997	Clancy .	
5,425,185	* 6/1995	Gansler	36/50.1
5,463,822	* 11/1995	Miller	36/50.1
5,651,195	7/1997	Clancy .	
5,755,044	5/1998	Veylupek .	
5,836,090	11/1998	Smith .	

OTHER PUBLICATIONS

ADDIDAS publication, p. 27 Equipment Adventure Claw, Dec. 1995.*

Nike "Pocketknife"; p. 135 of Nike Spring 1997 Catalog, #9-97 AL 100998; Nike Corp., Oregon, USA Publication date: Spring 1997.

* cited by examiner

Primary Examiner—Louis S. Zarfes

Assistant Examiner—Gregory Andoll

(74) *Attorney, Agent, or Firm*—Snell & Wilmer L.L.P.

(57) **CLAIM**

The ornamental design for footwear, as shown and described.

DESCRIPTION

FIG. 1 is a lateral side elevational view of a first embodiment of the footwear;

FIG. 2 is a rear, lateral perspective view of the first embodiment of the footwear;

FIG. 3 is a front, lateral perspective view of the first embodiment of the footwear;

FIG. 4 is a medial elevational view of the first embodiment of the footwear;

FIG. 5 is a rear, medial perspective view of the first embodiment of the footwear;

FIG. 6 is a front, medial perspective view of the first embodiment of the footwear;

FIG. 7 is a front elevational view of the first embodiment of the footwear;

FIG. 8 is a rear elevational view of the first embodiment of the footwear;

FIG. 9 is a top plan view of the first embodiment of the footwear; and,

FIG. 10 is a bottom plan view of the first embodiment of the footwear.

1 Claim, 6 Drawing Sheets




FIG. 1

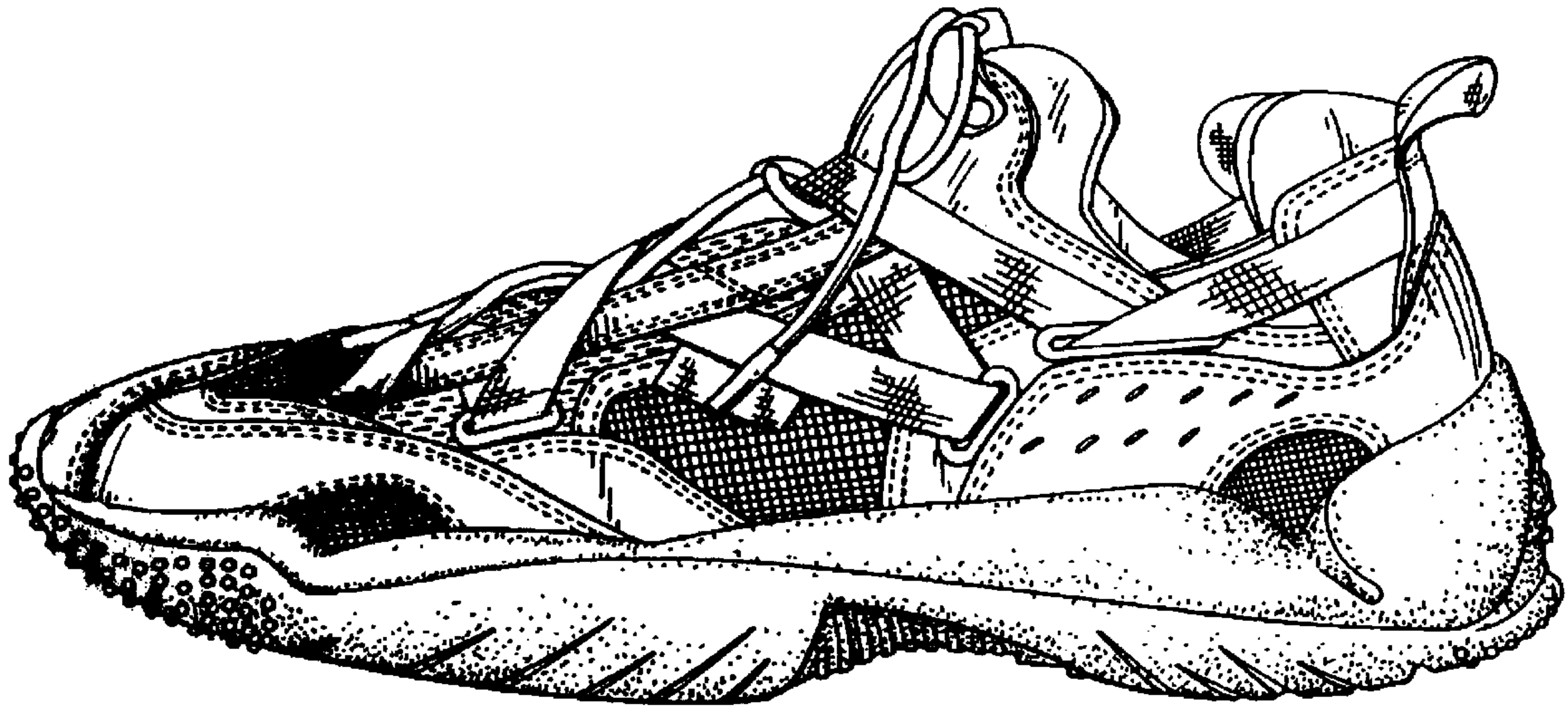


FIG. 2

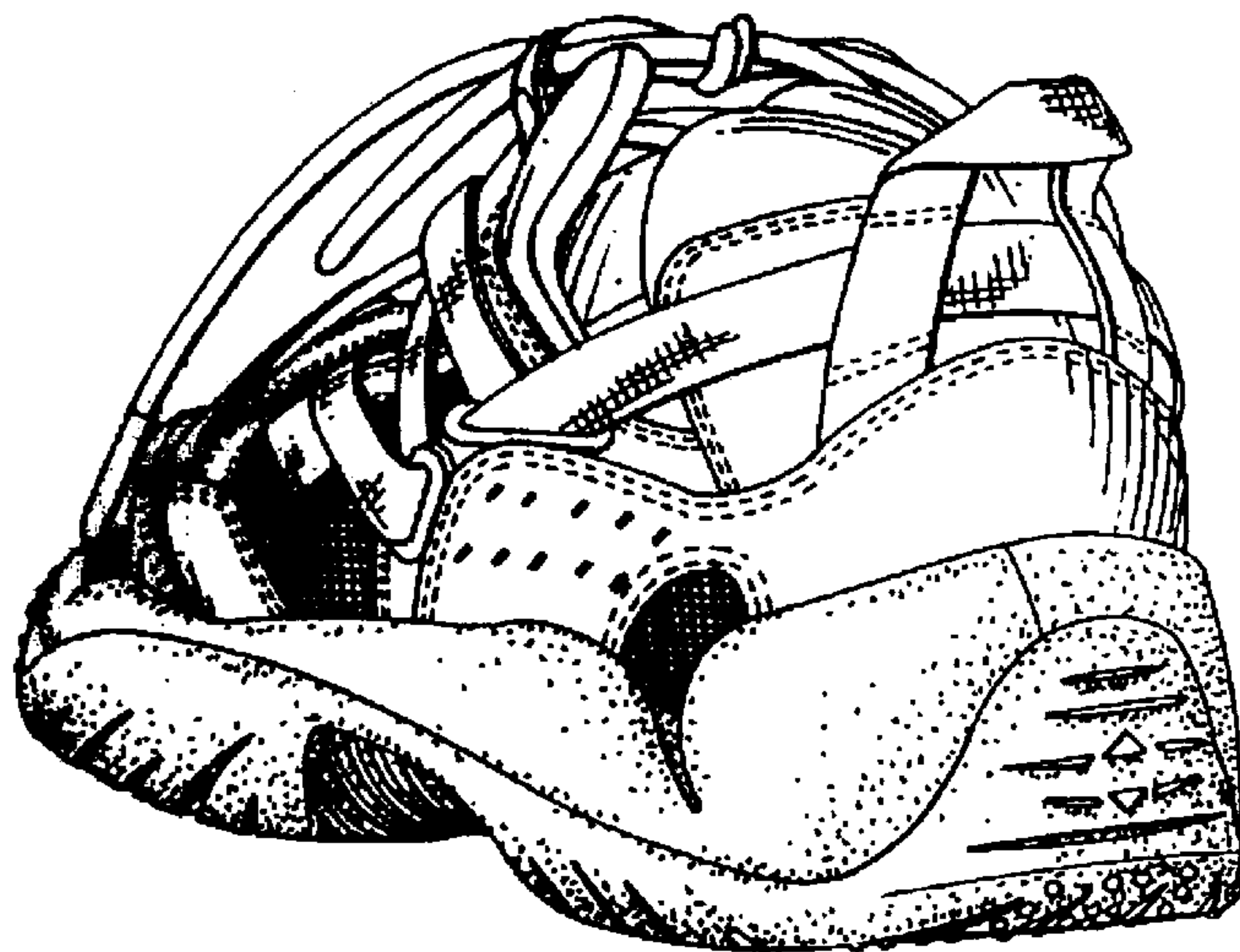


FIG. 3

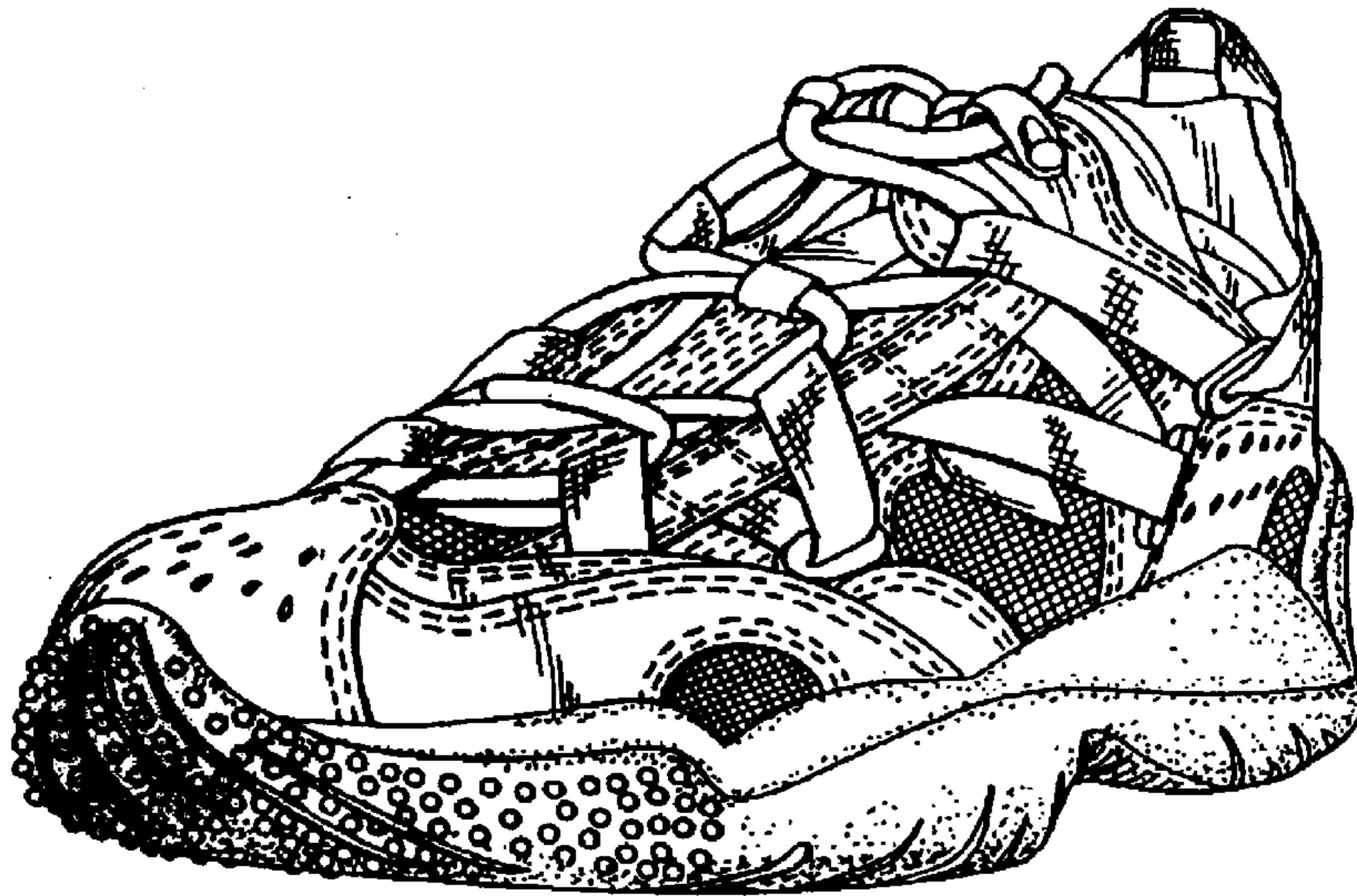


FIG. 4



FIG. 5

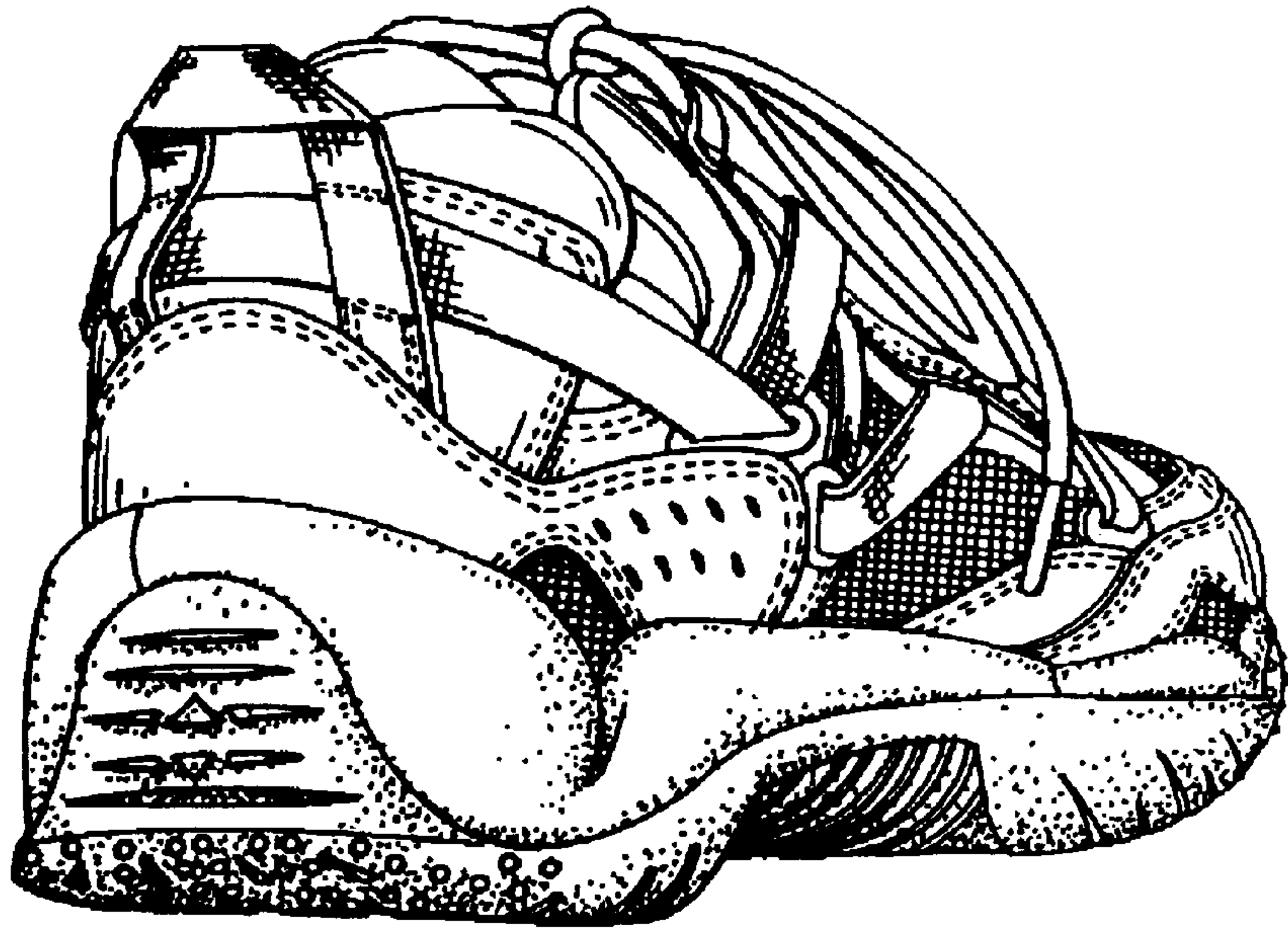


FIG. 6

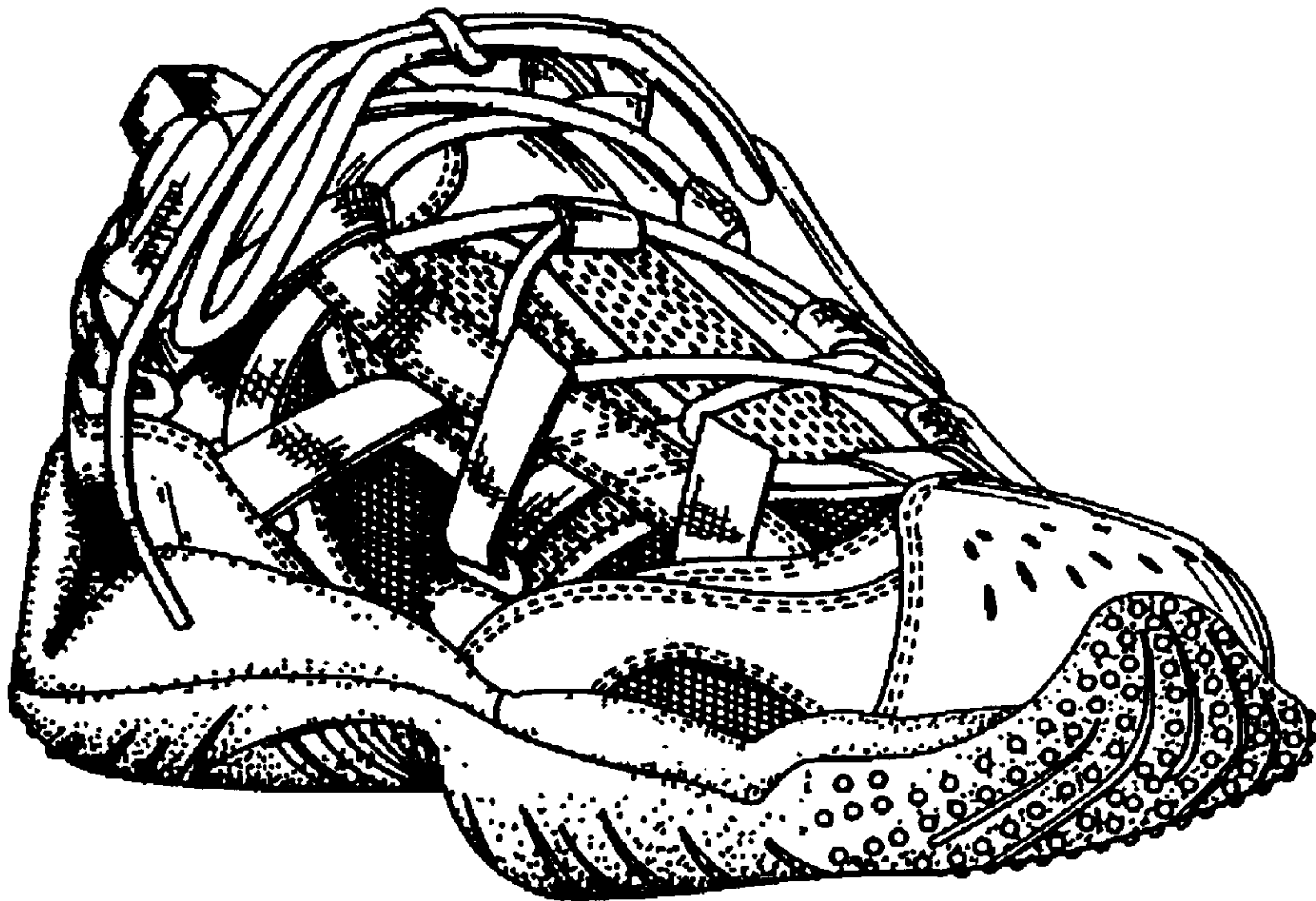


FIG. 7

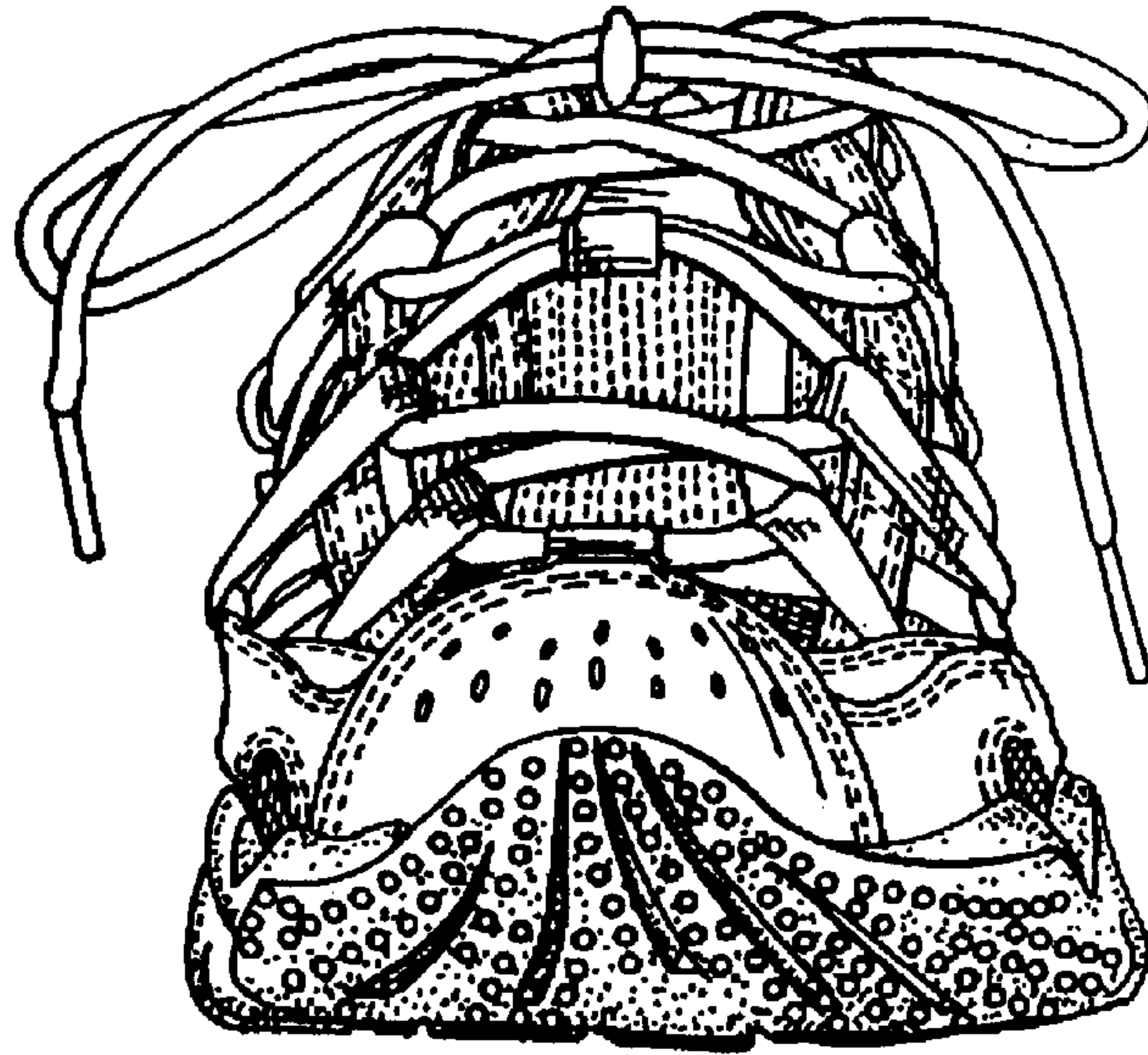


FIG. 8

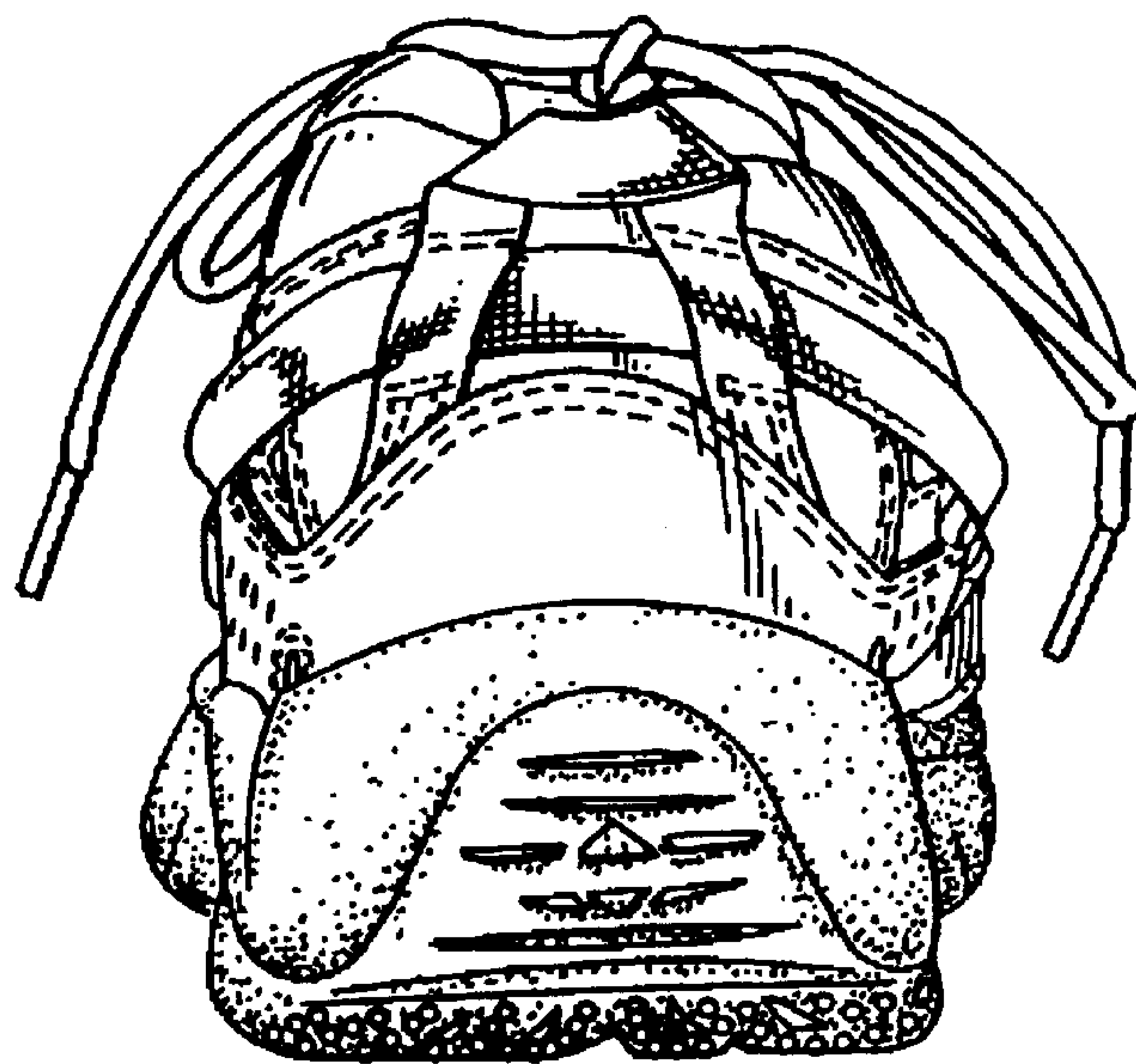


FIG. 9




FIG. 10

