



US00D441174S

(12) **United States Design Patent**  
**Farbenbloom**

(10) **Patent No.:** **US D441,174 S**

(45) **Date of Patent:** **\*\* May 1, 2001**

- (54) **HAT SHAPER AND SIZER**
- (76) Inventor: **Ashlie Farbenbloom**, 31230 Blailard Rd., Malibu, CA (US) 92065
- (\*\*) Term: **14 Years**
- (21) Appl. No.: **29/122,099**
- (22) Filed: **Apr. 19, 2000**

**Related U.S. Application Data**

- (62) Division of application No. 29/101,483, filed on Mar. 5, 1999, now Pat. No. Des. 426,939.
- (51) **LOC (7) Cl.** ..... **02-03**
- (52) **U.S. Cl.** ..... **D2/892**
- (58) **Field of Search** ..... D2/865, 875, 881, D2/884, 886, 889, 867, 892; 2/171, 63, 181, 195.1, 182.6, 183; 132/213, 274; 601/12

(56) **References Cited**

**U.S. PATENT DOCUMENTS**

D. 370,772	*	6/1996	Lewis	.....	D2/865
D. 426,939	*	6/2000	Farbenbloom	.....	D2/892
567,234	*	9/1896	Halstead	.....	2/182.6
655,481	*	8/1900	Evans	.....	601/12
1,215,311	*	2/1917	Miller	.....	2/68
1,434,607	*	11/1922	Gilson	.....	132/274
1,622,647	*	3/1927	Jackson	.....	132/213
1,651,015		11/1927	Cohen	.	
1,907,709	*	5/1933	Barrow	.....	2/171
2,101,734	*	12/1937	Chapple	.....	2/174

2,329,676	*	9/1943	Henry	.....	132/274
3,309,713		3/1967	Kaufman	.	
4,596,056		6/1986	Grick	.	
5,022,095		6/1991	Fleury	.	
5,025,504		6/1991	Benston et al.	.	
5,044,016		9/1991	Coombs	.	
5,046,196		9/1991	Sullivan	.	
5,269,026		12/1993	McManus	.	
5,313,668		5/1994	Bogan et al.	.	
5,437,064		8/1995	Hamaguchi	.	
5,471,683		12/1995	Moretz et al.	.	
5,481,760		1/1996	Wood, Jr.	.	
5,566,395		10/1996	Nebeker	.	
5,724,678		3/1998	McCallum et al.	.	
5,819,318		10/1998	Tse	.	

\* cited by examiner

*Primary Examiner*—Paula A. Mortimer  
(74) *Attorney, Agent, or Firm*—Cislo & Thomas LLP

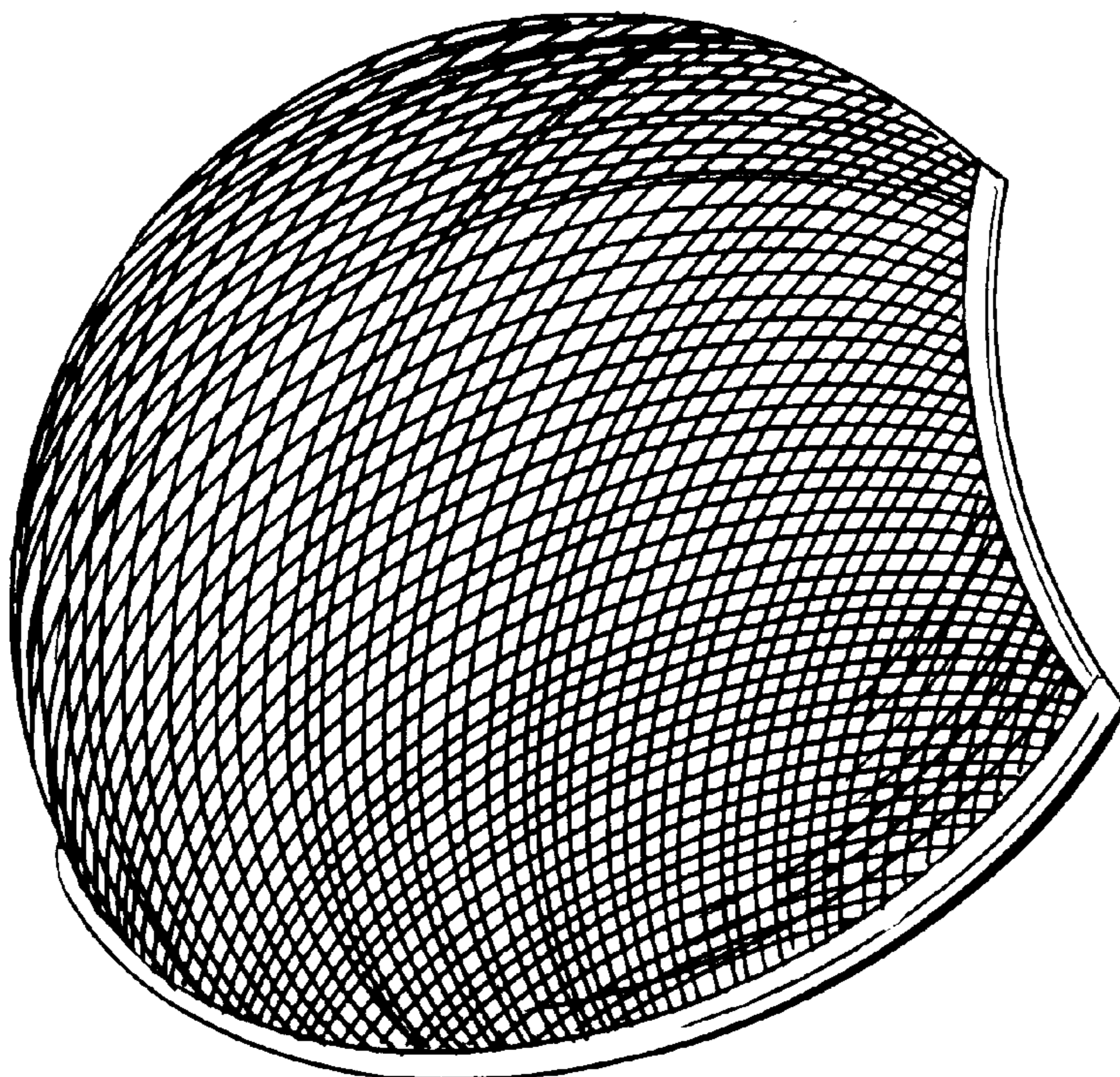
(57) **CLAIM**

The ornamental design for a hat shaper and sizer, as shown and described.

**DESCRIPTION**

- FIG. 1. Is a perspective view of my new design;
- FIG. 2. Is a front elevational view thereof;
- FIG. 3. Is a rear elevational view thereof;
- FIG. 4. Is a right side elevational view thereof, with the left side elevational view being a mirror image thereof;
- FIG. 5. Is a top plan view thereof; and,
- FIG. 6. Is a bottom plan view thereof.

**1 Claim, 3 Drawing Sheets**



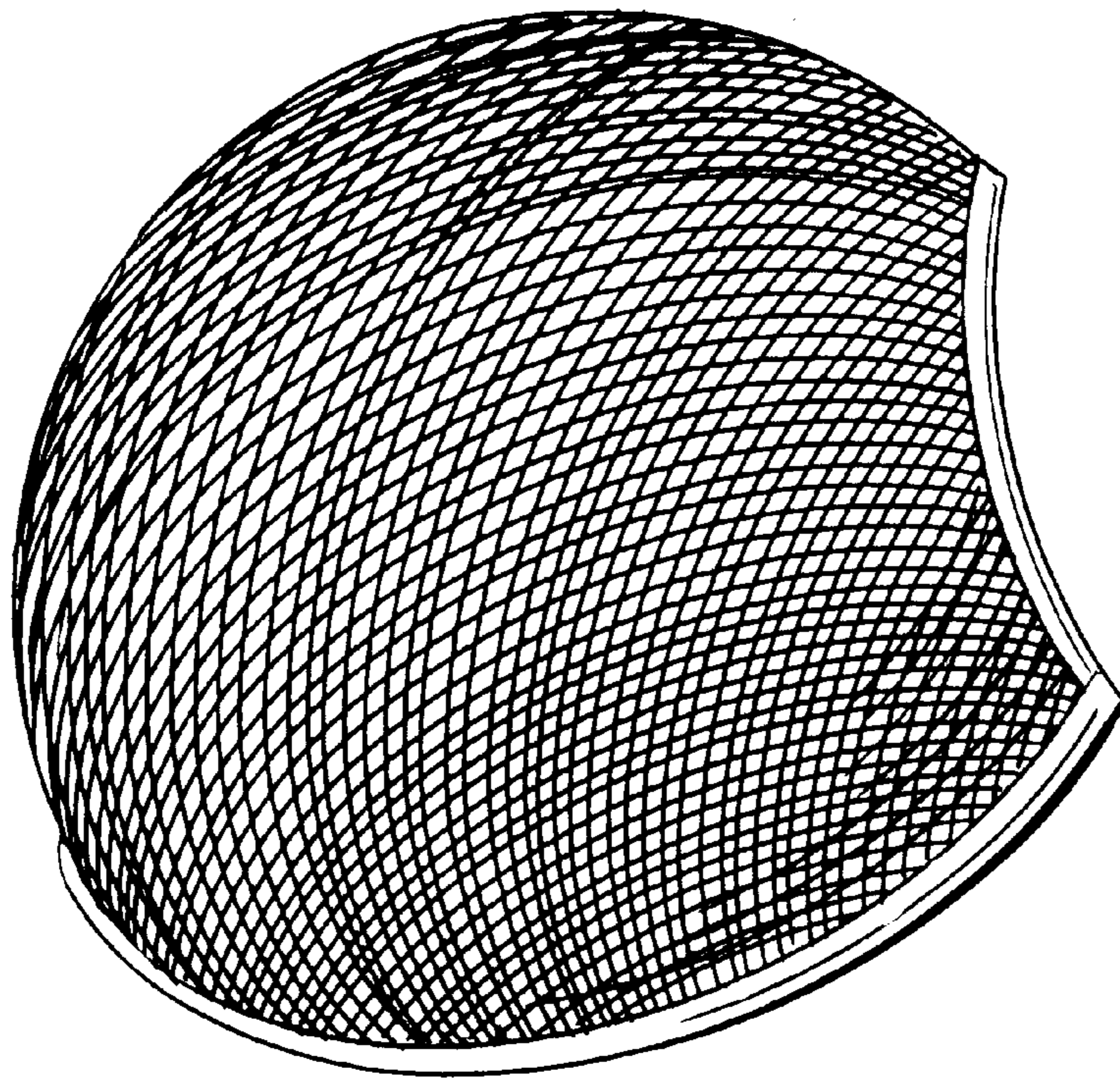


FIG. 1

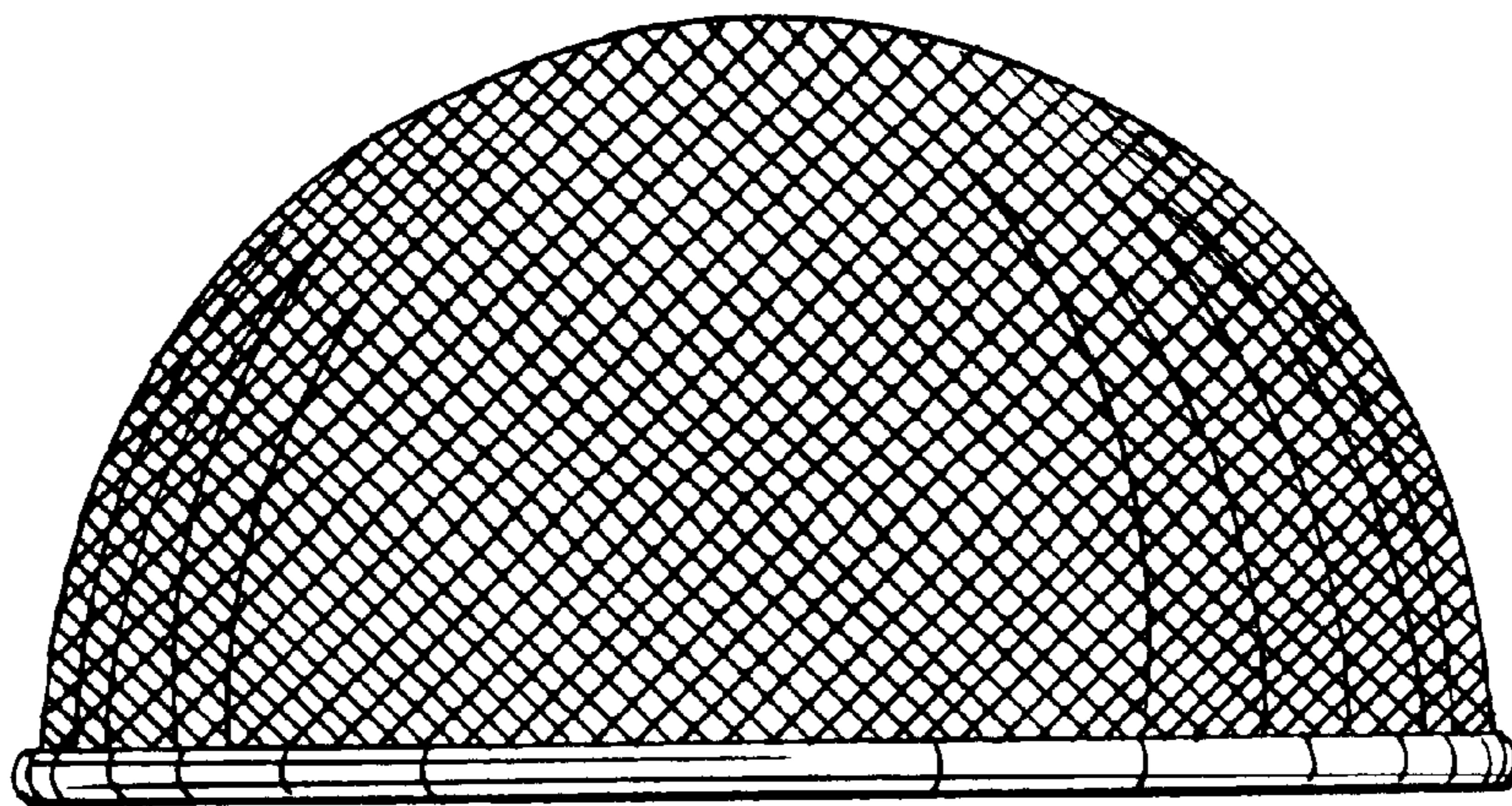


FIG. 2

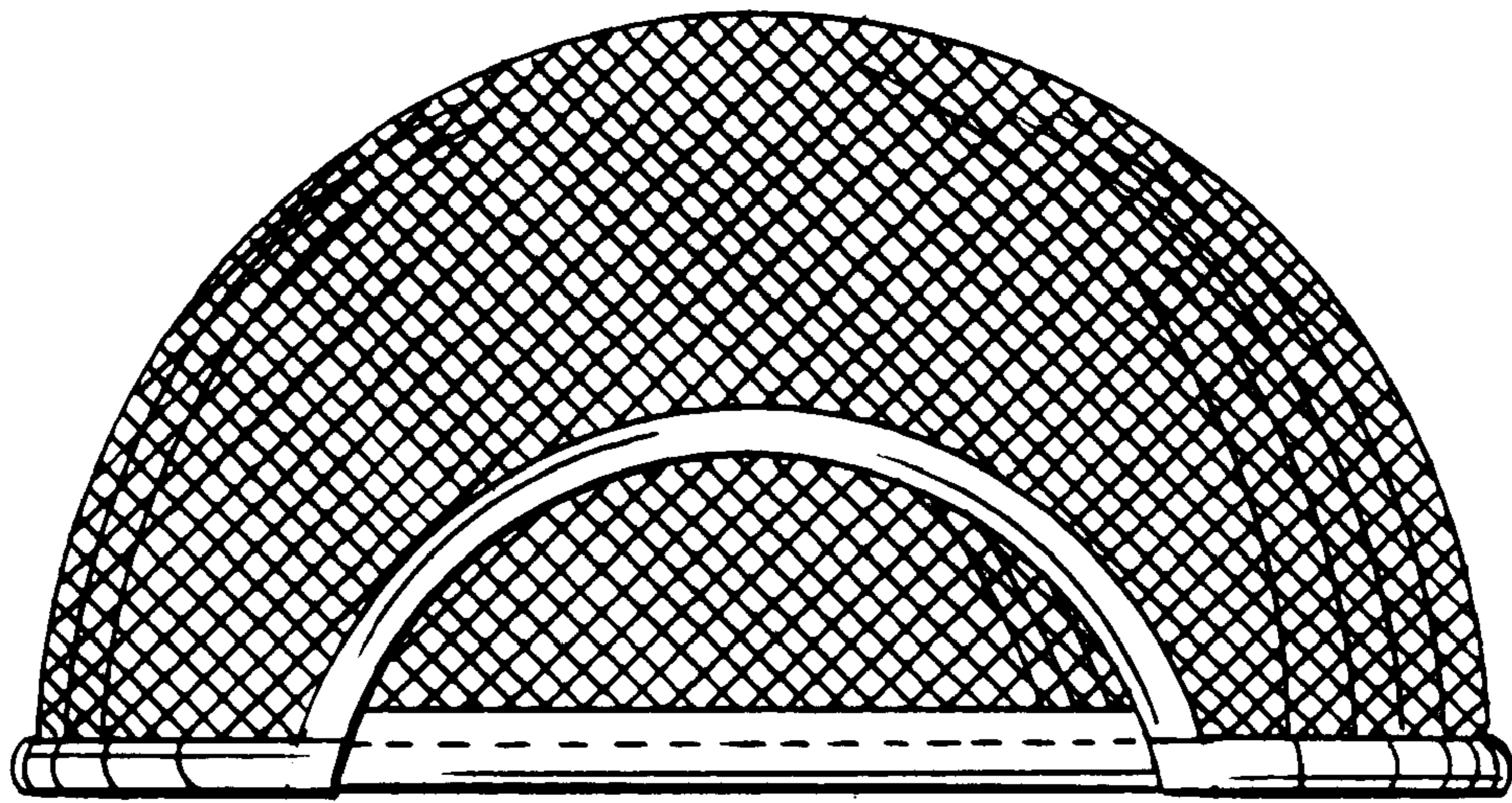


FIG. 3

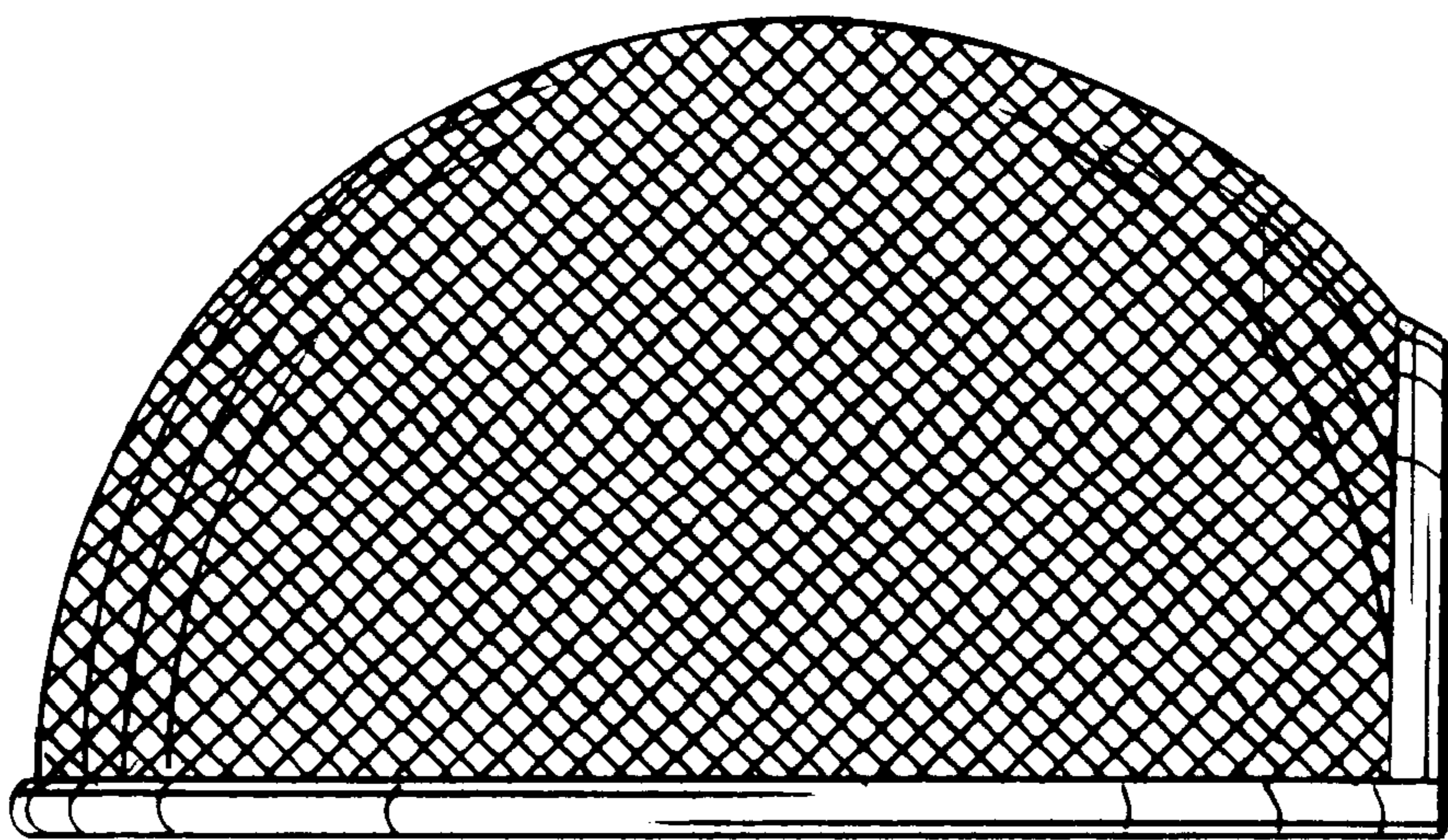


FIG. 4




FIG. 5

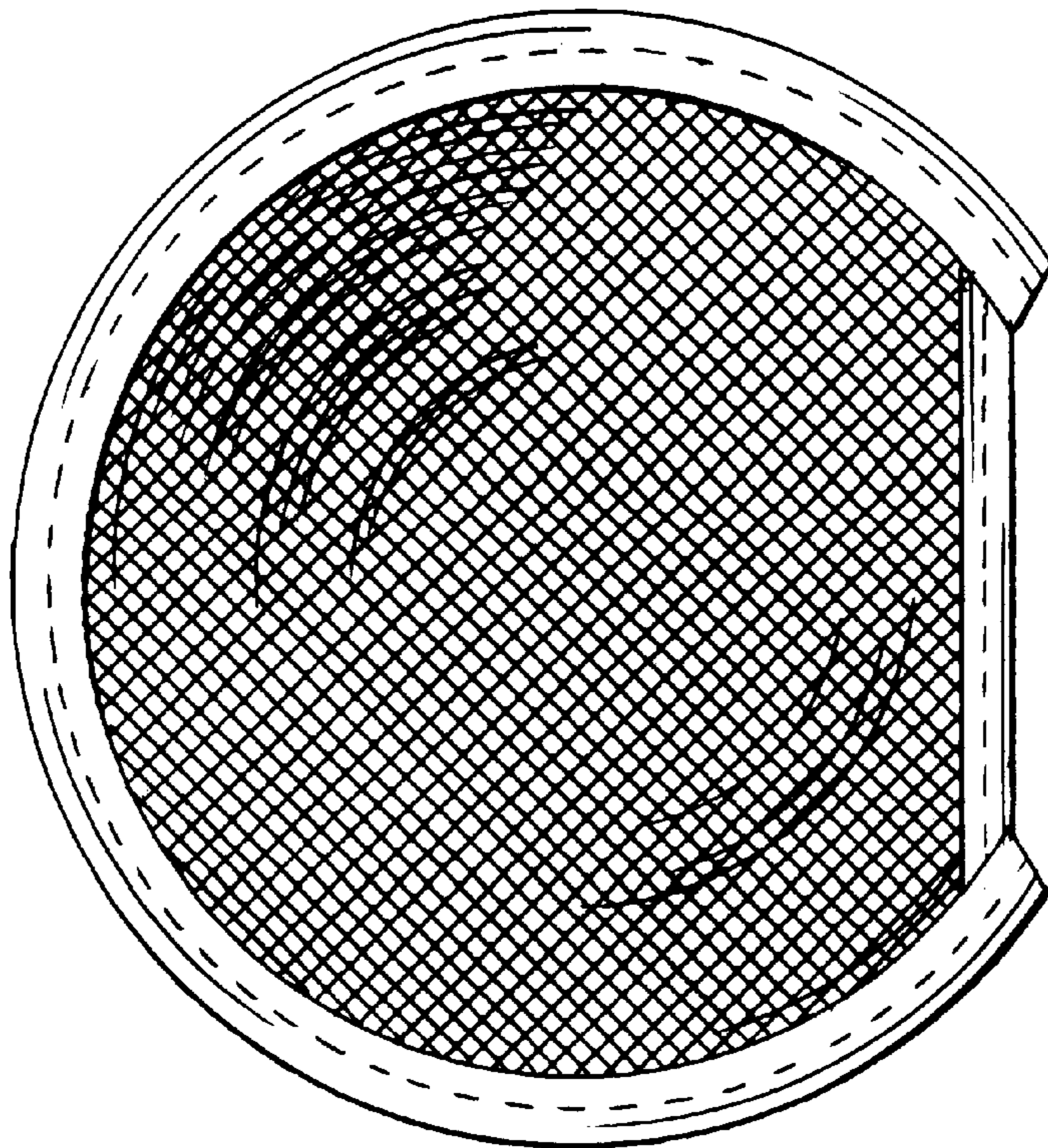


FIG. 6