



US00D441169S

(12) **United States Design Patent**
Brault

(10) **Patent No.:** **US D441,169 S**

(45) **Date of Patent:** **** Apr. 24, 2001**

(54) **CREMATION URN**

(76) Inventor: **Gaétan Brault**, 2506 Raudot Street,
Montreal, Quebec (CA), H4E 2P3

(**) Term: **14 Years**

(21) Appl. No.: **29/127,352**

(22) Filed: **Aug. 7, 2000**

Related U.S. Application Data

(62) Division of application No. 29/110,421, filed on Sep. 8,
1999.

(30) **Foreign Application Priority Data**

Mar. 9, 1999 (CA) 1999-0595

(51) **LOC (7) Cl.** **99-00**

(52) **U.S. Cl.** **D99/5**

(58) **Field of Search** D99/1, 5, 28; 27/1,
27/5, 6, 7, 8; 52/103, 578, 734.2; 428/13,
38; 40/661; D11/121

(56) **References Cited**

U.S. PATENT DOCUMENTS

797,350	*	8/1905	Ford	428/38
1,035,260	*	8/1912	Stobbe et al.	52/103
2,120,082	*	7/1938	Anderson	52/103
2,513,951	*	7/1950	McClellan	27/1
2,548,706	*	4/1951	Corning	40/661

4,463,527	*	8/1984	Schlösser	52/103
5,230,127	*	7/1993	Zukowski et al.	27/1
5,287,603	*	2/1994	Schorman	27/1
5,774,958	*	7/1998	Casimir	27/1
5,993,925	*	11/1999	Zoccole	428/38

* cited by examiner

Primary Examiner—Paula A. Mortimer

(74) *Attorney, Agent, or Firm*—Michel Belanger

(57) **CLAIM**

The ornamental design for a cremation urn, as shown and described.

DESCRIPTION

FIG. 1 is a perspective view of a cremation urn showing my new design (the thickness of openings provided in the left wall of the cremation urn has been omitted in this figure for clarification purposes only);

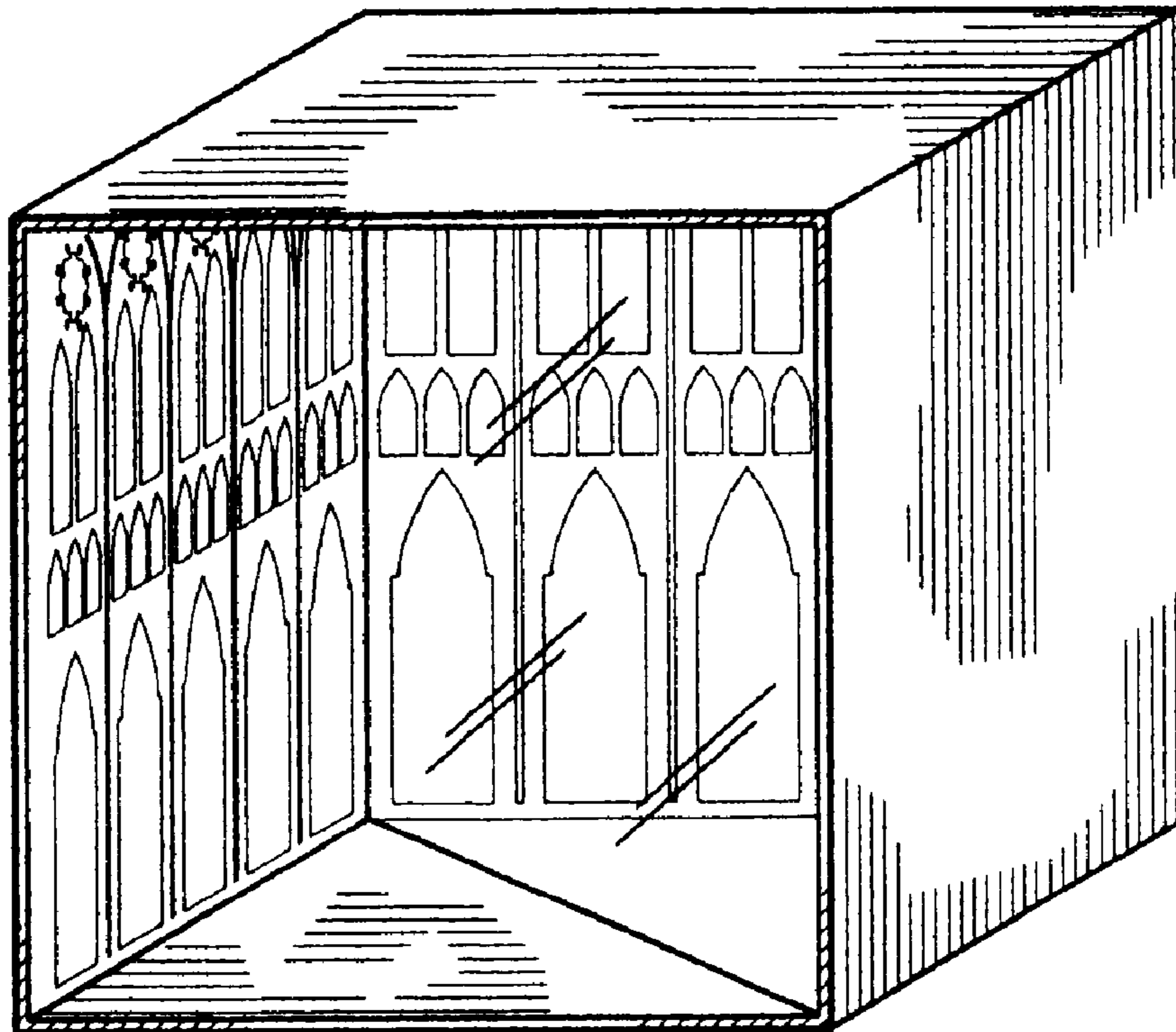
FIG. 2 is a front elevational view of the cremation urn of FIG. 1;

FIG. 3 is a left side elevational view of the cremation urn of FIG. 1 (the shading of the reflecting surface visible through openings has been omitted in this figure for clarification purposes only);

FIG. 4 is a top plane view of the cremation urn of FIG. 1; and,

FIG. 5 is a rear elevational view of the cremation urn of FIG. 1.

1 Claim, 1 Drawing Sheet



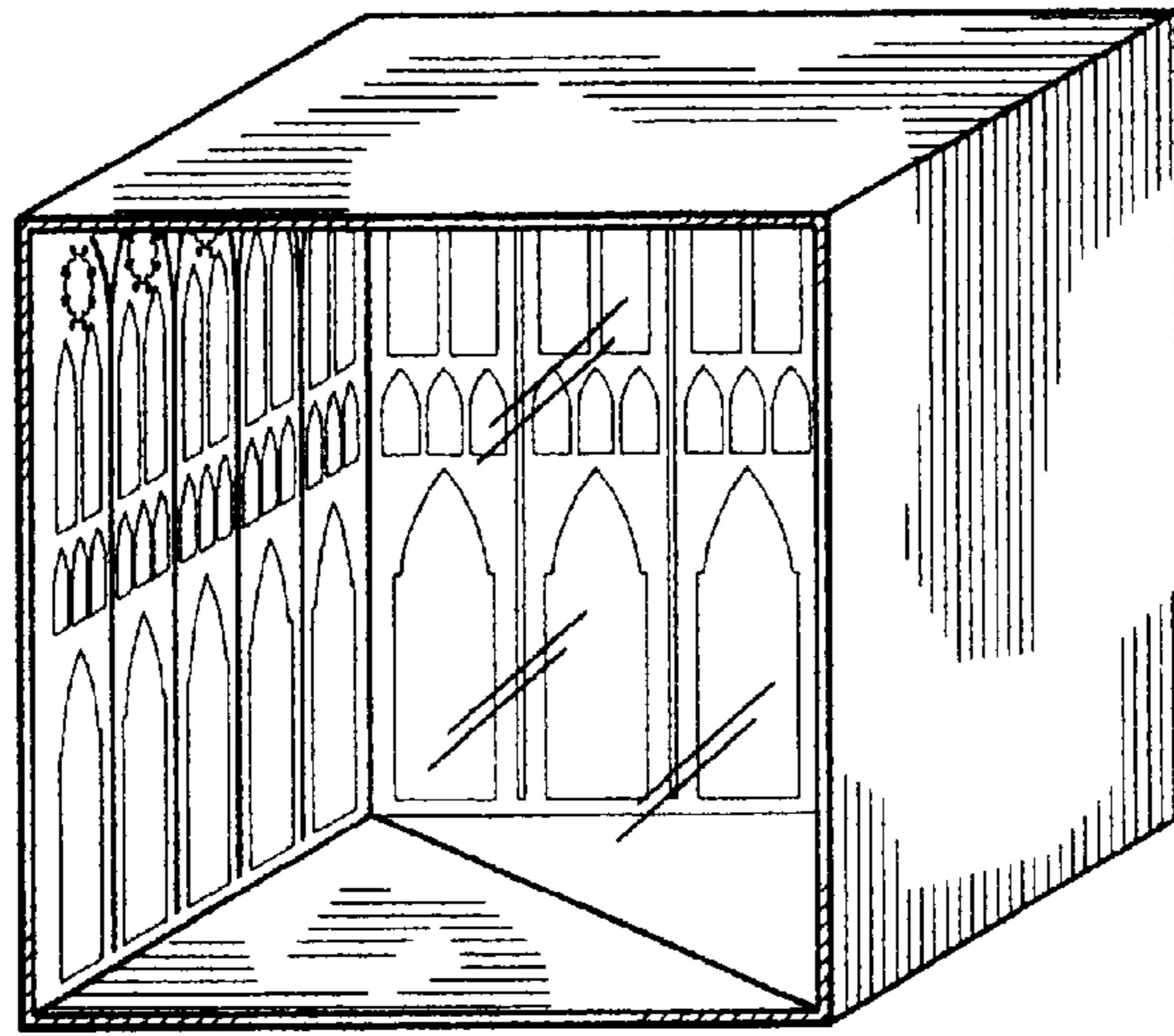


FIG. 1




FIG. 2




FIG. 3




FIG. 4




FIG. 5