



US00D441163S

(12) **United States Design Patent**  
**Johansson**

(10) **Patent No.:** **US D441,163 S**

(45) **Date of Patent:** **\*\* Apr. 24, 2001**

(54) **SEAT LIFT**

(75) **Inventor:** **Sven Johansson, Borås (SE)**

(73) **Assignee:** **Bev Euroaid AB, Boras (SE)**

(\*\*) **Term:** **14 Years**

(21) **Appl. No.:** **29/120,744**

(22) **Filed:** **Mar. 24, 2000**

(51) **LOC (7) Cl.** ..... **12-05**

(52) **U.S. Cl.** ..... **D34/28**

(58) **Field of Search** ..... **D34/28, 31, 32;**  
**414/11, 343; 187/200, 243, 244; 254/89 H,**  
**89 R, 134; 248/588; 280/47.27**

(56) **References Cited**

**U.S. PATENT DOCUMENTS**

D. 333,371	*	2/1993	Schmidke	.....	D34/28
D. 348,134	*	6/1994	McCanse et al.	.....	D34/31
D. 424,268	*	5/2000	Boholst	.....	D34/28
4,858,888	*	8/1989	Cruz et al.	.....	254/89 H

4,899,987	*	2/1990	Craig	.....	254/122
4,995,130	*	2/1991	Hahn et al.	.....	414/343
5,524,952		6/1996	Czech et al.	.....	296/65.1
5,833,198	*	11/1998	Graetz	.....	248/588
5,957,426	*	9/1999	Brodersen	.....	248/588

\* cited by examiner

*Primary Examiner*—Cynthia E Ramirez

(74) *Attorney, Agent, or Firm*—Klarquist Sparkman  
Campbell Leigh & Whinston, LLP

(57) **CLAIM**

The ornamental design for a seat lift, as shown and described.

**DESCRIPTION**

FIG. 1. Is a perspective view showing the top side of my design for a seat lift;  
FIG. 2 is a front view thereof;  
FIG. 3. Is a side view showing my design for a seat lift from the right side; and,  
FIG. 4 is a bottom view thereof.

**1 Claim, 2 Drawing Sheets**




FIG. 1




FIG. 2




FIG. 3




FIG. 4

