



US00D441143S

(12) **United States Design Patent**
Stvartak et al.

(10) **Patent No.:** **US D441,143 S**

(45) **Date of Patent:** **** Apr. 24, 2001**

(54) **DENTAL FLOSS CASE**

D. 423,721 * 4/2000 Tolentino et al. D28/66
2,929,541 * 3/1960 Castelli et al. 242/138 X

(75) Inventors: **Christopher J. Stvartak**, Skokie;
Jannette B. Sinsakul, Chicago, both of
IL (US); **Steven P. Finnerty**, Reading,
PA (US)

* cited by examiner

Primary Examiner—Paula A. Mortimer

(74) *Attorney, Agent, or Firm*—Laff, Whitesel & Saret, Ltd.

(73) Assignee: **John O. Butler Company**, Chicago, IL
(US)

(57) **CLAIM**

The ornamental design for a dental floss case, as shown and described.

(**) Term: **14 Years**

DESCRIPTION

(21) Appl. No.: **29/130,215**

FIG. 1 is a front side perspective view of the dental floss case of the present invention;

(22) Filed: **Sep. 28, 2000**

FIG. 2 is a top plan view of the dental floss case illustrated in FIG. 1, the bottom plan view being identical;

(51) **LOC (7) Cl.** **28-03**

(52) **U.S. Cl.** **D28/66**

FIG. 3 is a left side elevation view of the dental floss case illustrated in FIG. 1, the right side elevation view being identical;

(58) **Field of Search** D28/65, 66, 67,
D28/68; 225/44; 132/321, 322, 323, 324,
325, 326, 327, 328, 329; 242/138

FIG. 4 is a front elevation view of the dental floss case illustrated in FIG. 1;

(56) **References Cited**

U.S. PATENT DOCUMENTS

- D. 341,909 * 11/1993 Schneider D28/66
- D. 408,588 * 4/1999 Zorovich D28/66
- D. 413,694 * 9/1999 Bennett D28/66

FIG. 5 is a rear elevation view of the dental floss case illustrated in FIG. 1; and,

FIG. 6 is a front side perspective view of the dental floss case illustrated in FIG. 1, with the top open.

1 Claim, 1 Drawing Sheet




FIG. 1




FIG. 6

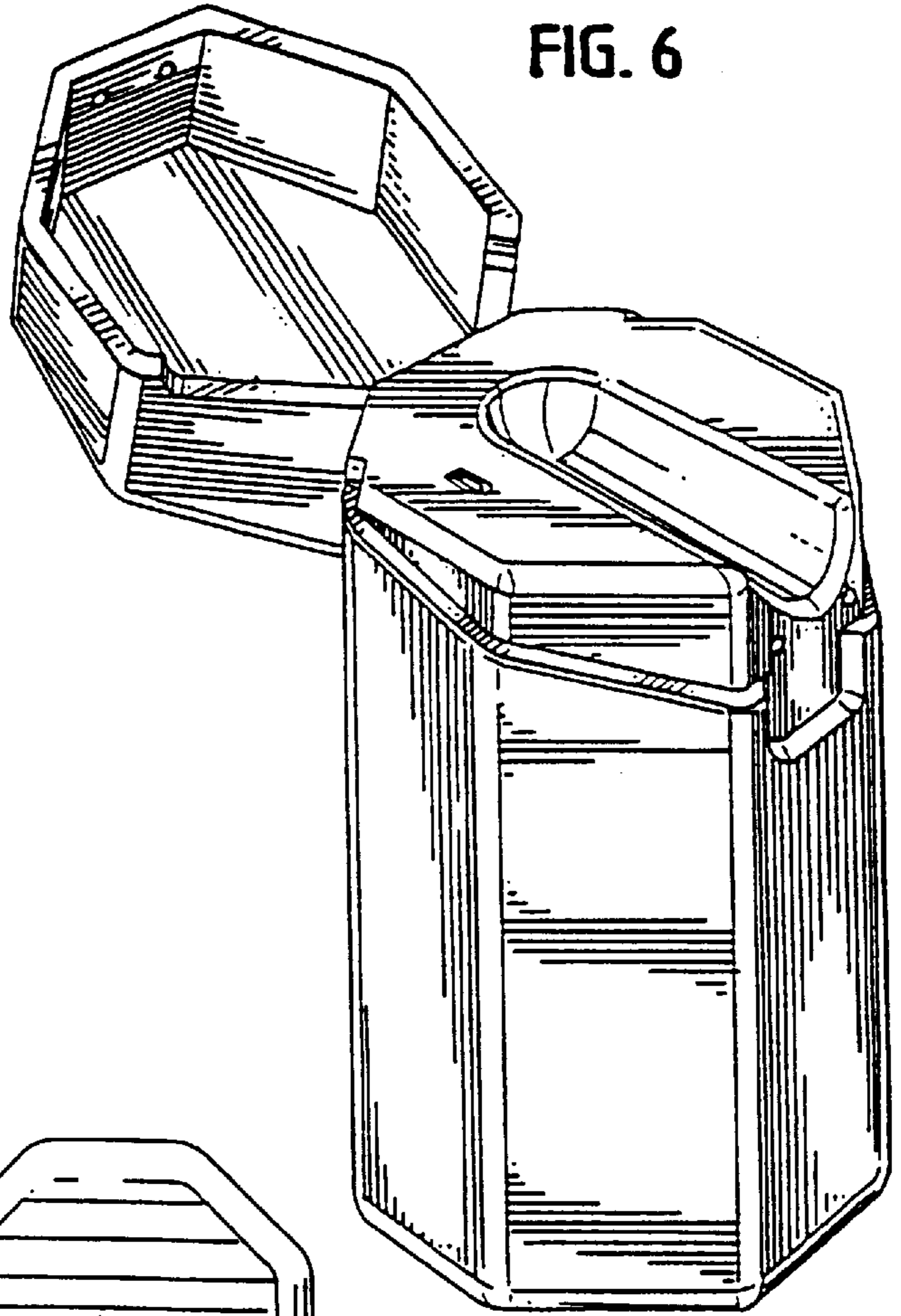


FIG. 2

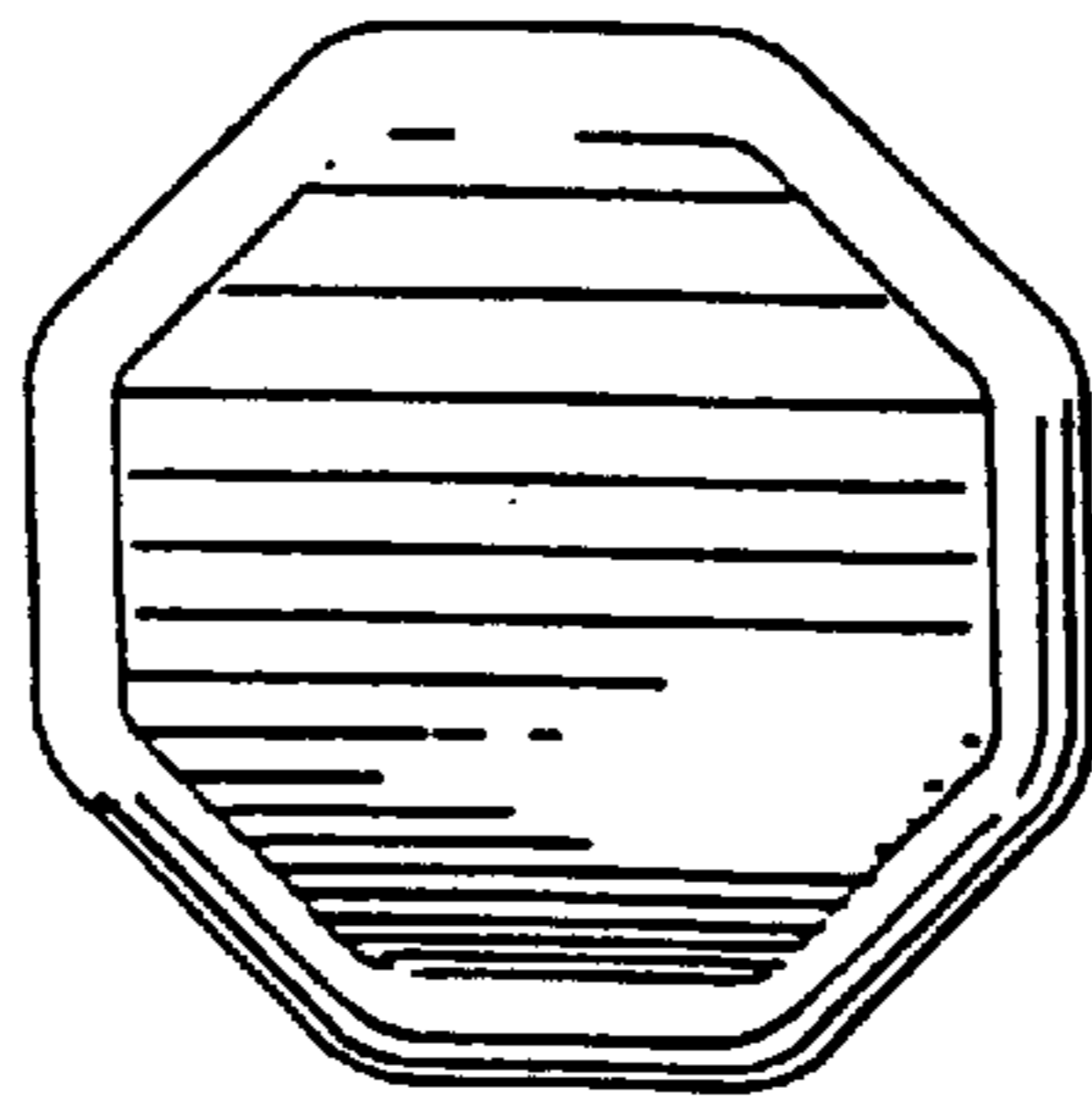


FIG. 3

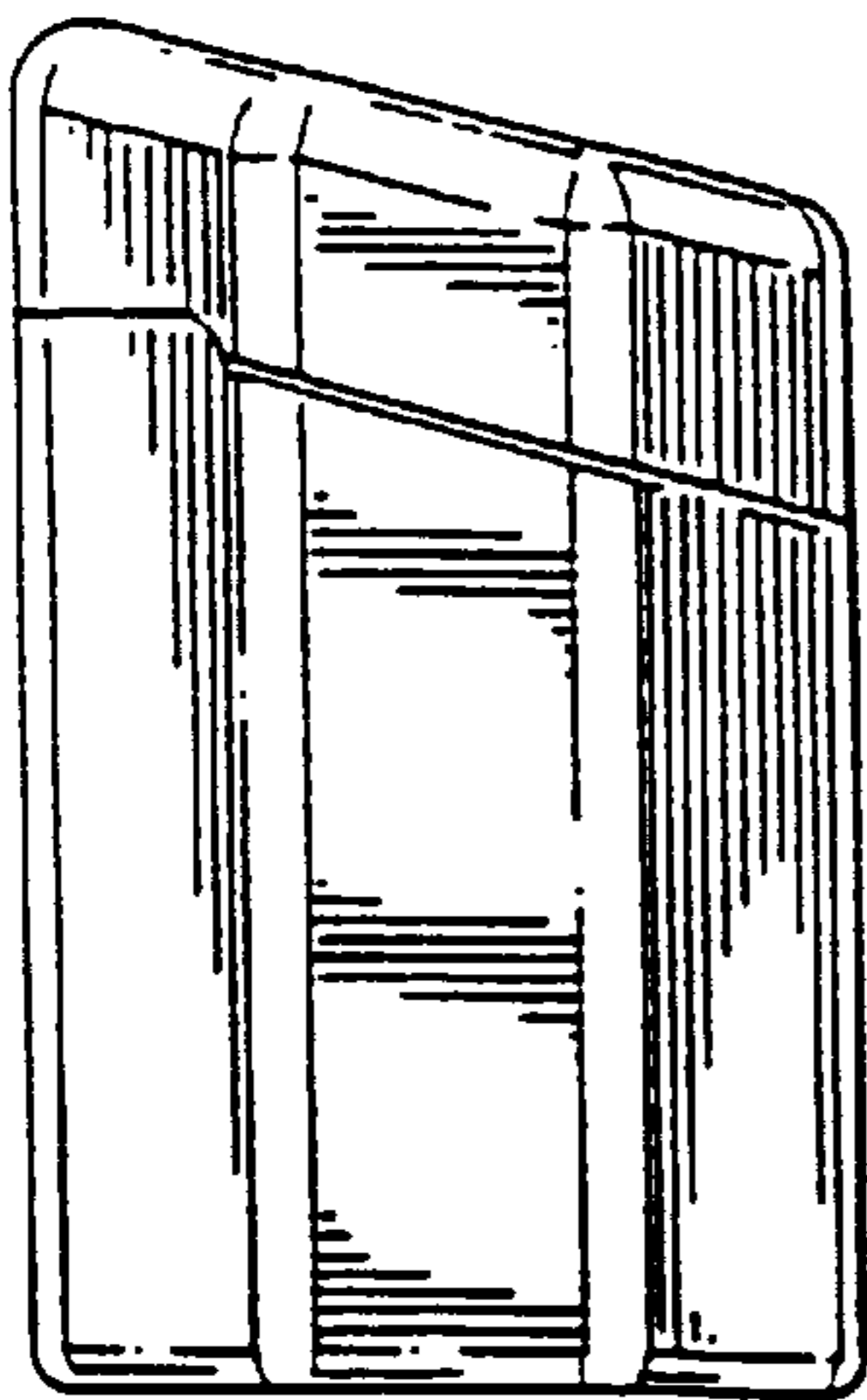


FIG. 4

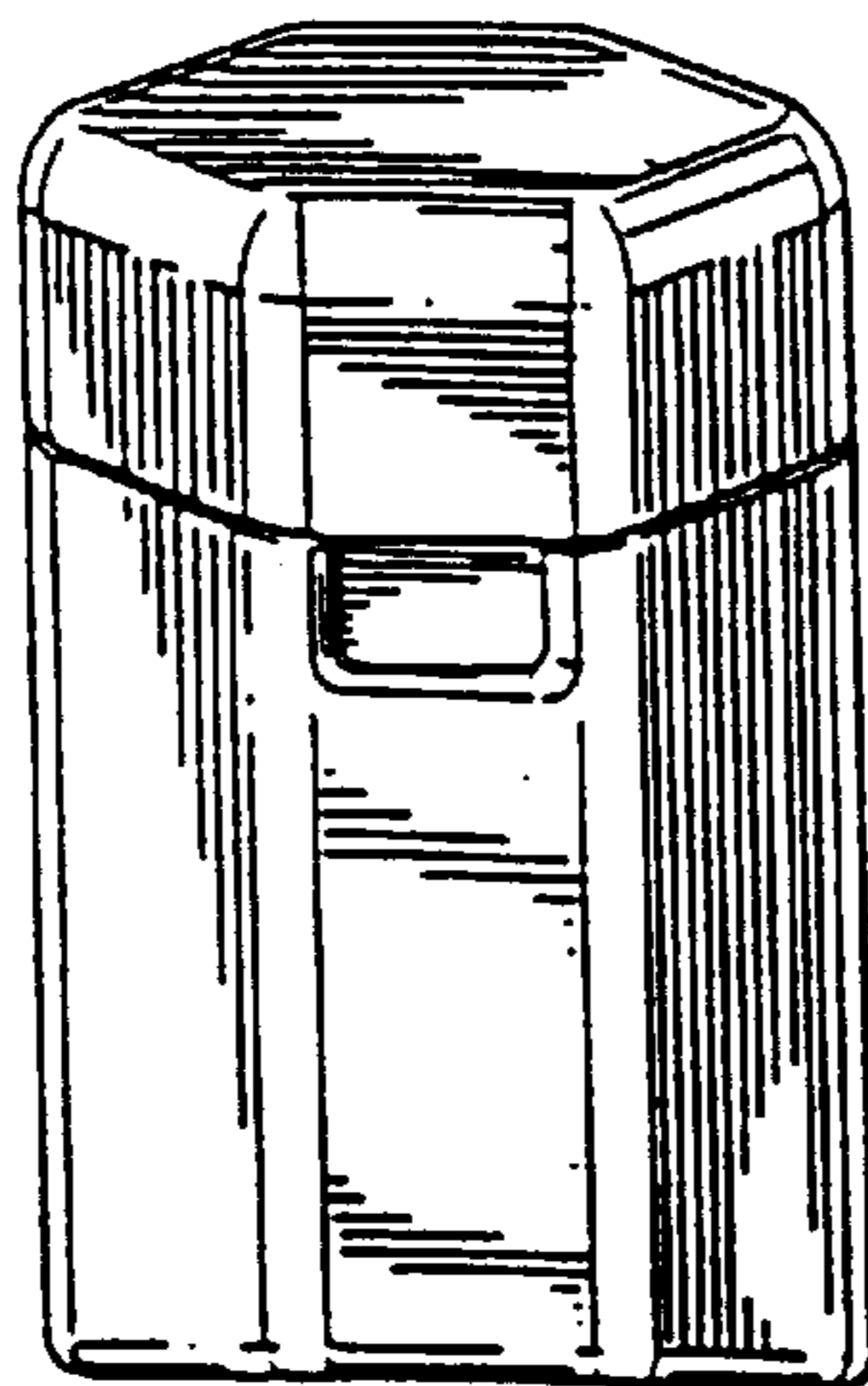


FIG. 5

