



US00D441139S

(12) **United States Design Patent**  
**Hansen**

(10) **Patent No.:** **US D441,139 S**

(45) **Date of Patent:** **\*\* Apr. 24, 2001**

(54) **HAND DRYER**

**FOREIGN PATENT DOCUMENTS**

(76) Inventor: **Per Højsted Hansen**, Dronningborg  
Boulevard 39, 1 st. sal, 8900 Randers  
(DK)

85356 12/1998 (CA) .

\* cited by examiner

(\*\*) Term: **14 Years**

*Primary Examiner*—Paula A. Mortimer

(74) *Attorney, Agent, or Firm*—Christie, Parker & Hale,  
LLP

(21) Appl. No.: **29/123,093**

(57) **CLAIM**

(22) Filed: **May 9, 2000**

The ornamental design for hand dryer, as shown and  
described.

(51) **LOC (7) Cl.** ..... **28-03**

(52) **U.S. Cl.** ..... **D28/54.1**

(58) **Field of Search** ..... D28/54.1, 58;  
D24/210; 34/202, 266; 392/380, 381; 132/73.5

**DESCRIPTION**

FIG. 1 is a front view of a hand dryer showing my new  
design, the portion in phantom being air inlet portions and  
air outlet portions which form no part of the claimed design;  
FIG. 2 is a top plan view thereof;

FIG. 3 is a right side view thereof, the left side being a mirror  
image of that shown; and,

FIG. 4 is a bottom plan view thereof, the portion in phantom  
being air inlet portions and air outlet portions which form no  
part of the claimed design.


The appearance of the back of the hand dryer forms no part  
of the claimed design.

(56) **References Cited**


**U.S. PATENT DOCUMENTS**

D. 309,037	*	7/1990	Morrow	.....	D28/54.1
D. 310,724	*	9/1990	Jackson	.....	D24/210 X
D. 359,582	*	6/1995	Schremmor	.....	D28/54.1
D. 415,857	*	10/1999	Ayre	.....	D28/54.1
D. 420,764	*	2/2000	Conway et al.	.....	D28/54.1
3,258,853	*	7/1966	Bradbury	.....	34/202
5,111,594	*	5/1992	Allen	.....	34/266

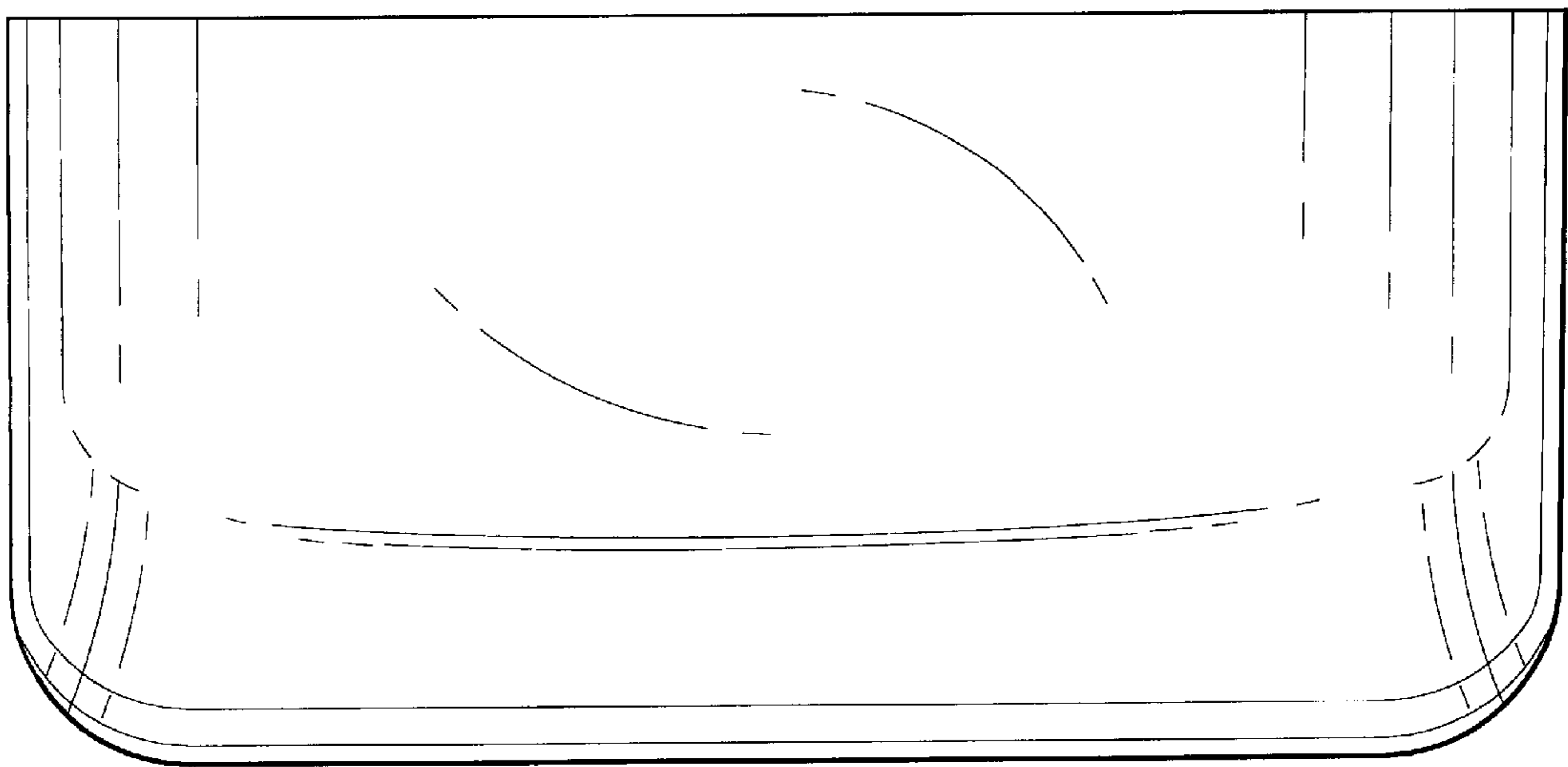
**1 Claim, 4 Drawing Sheets**



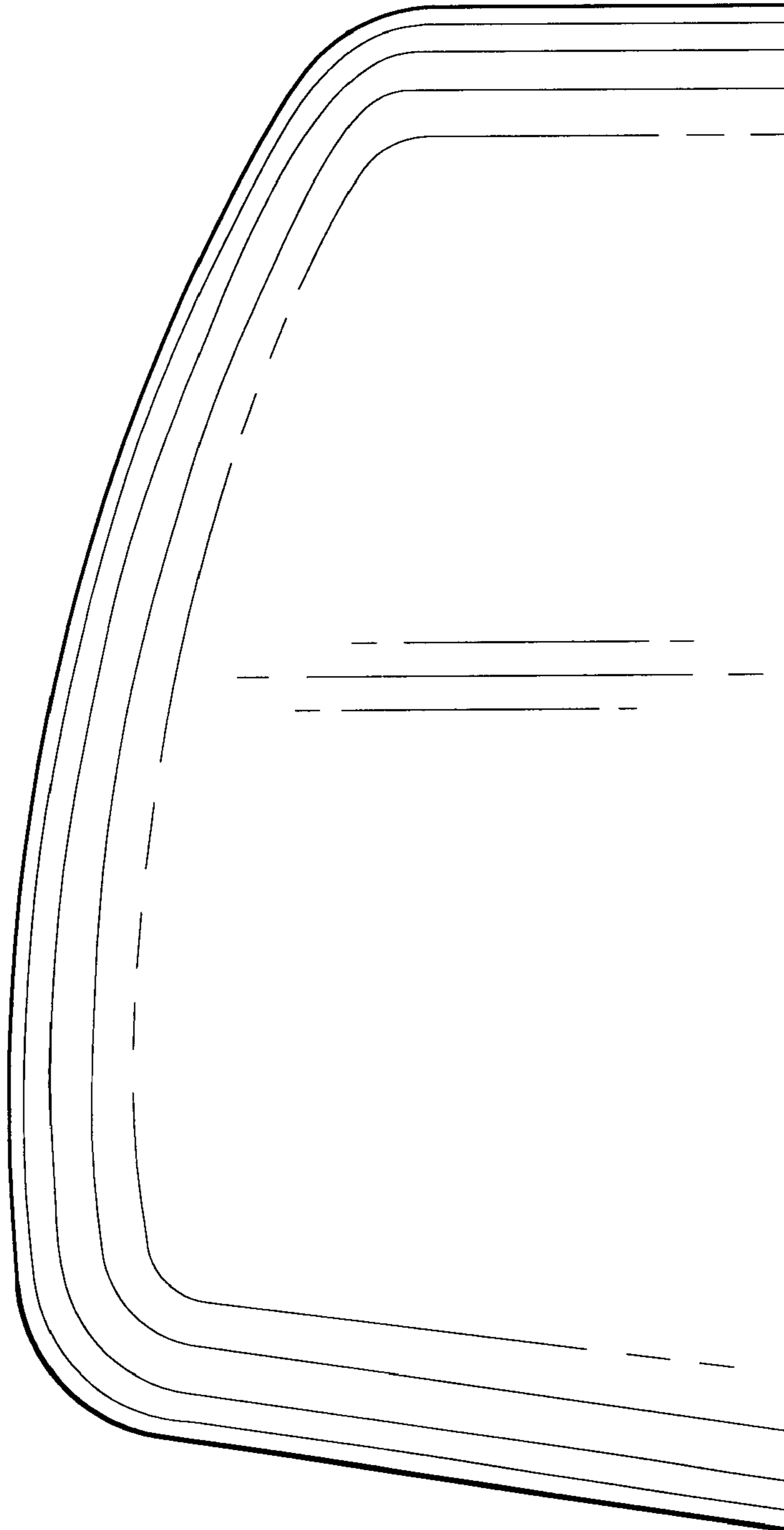
*FIG. 1*



*FIG. 2*



*FIG. 3*



*FIG. 4*

